

For Project: Honeybourne road
 Project Notes:
 Location/Name: Incoming
 Report Generated: 03/12/2023 08:23:07
 Speed Intervals: 5 MPH
 Time Intervals: Instant
 Traffic Report From: 13/10/2023 00:00:00 through 20/11/2023 11:59:59
 85th Percentile Speed: 42.9 MPH
 85th Percentile Vehicles: 13111
 Max Speed: 70 MPH on 05/11/2023 15:00:00
 Total Vehicles: 15425
 AADT: 400

Volumes - weekly counts

Time	5 Day	7 Day
Average Daily	416	397
AM Peak 09:00	32	27
PM Peak 17:00	39	37

Speed

Speed Limit: 30
 85th Percentile Speed: 42.9
 50th Percentile Speed: 35
 5 MPH Pace Interval: 35.0 MPH to 40.0 MPH
 Average Speed: 34.85

	Monday	Tuesday	Wednesday	Thursday	Friday	Saturday	Sunday
Count over limit	1667	1562	1612	1590	1902	1658	1461
% over limit	77.2	73.9	72.6	75.6	72.1	72.8	76.4
Avg Speeder	38.4	38.3	38.1	38.3	38.0	38.1	38.4
Avg Speed	28.1	27.3	27.0	27.7	26.9	27.5	29.0

Day/Time Ending	85th pctl (MPH)	85th pctl cnts	Total Cnts	Max Speed	Avg Speeder	% Speeders	Avg Speed
13/10/2023 01:00:00	0.0	0	0	0	0.0	0.0%	0.0
13/10/2023 02:00:00	30.0	1	1	30	0.0	0.0%	27.0
13/10/2023 03:00:00	30.0	1	1	30	0.0	0.0%	27.0
13/10/2023 04:00:00	0.0	0	0	0	0.0	0.0%	0.0
13/10/2023 05:00:00	20.0	1	1	20	0.0	0.0%	17.0
13/10/2023 06:00:00	40.0	3	3	40	35.8	100.0%	35.3
13/10/2023 07:00:00	38.3	7	8	40	37.5	37.5%	28.9
13/10/2023 08:00:00	35.8	32	38	45	34.9	44.7%	29.7
13/10/2023 09:00:00	37.9	39	46	45	35.9	47.8%	30.3
13/10/2023 10:00:00	39.0	30	35	50	35.8	74.3%	32.3
13/10/2023 11:00:00	35.8	29	34	40	33.9	64.7%	31.2
13/10/2023 12:00:00	38.8	19	22	45	35.2	68.2%	31.5
13/10/2023 13:00:00	37.0	20	24	45	34.7	66.7%	31.4
13/10/2023 14:00:00	38.3	28	33	50	35.4	72.7%	32.7
13/10/2023 15:00:00	37.1	37	43	45	34.8	55.8%	30.3
13/10/2023 16:00:00	33.8	23	27	50	34.5	37.0%	28.6
13/10/2023 17:00:00	43.3	35	41	50	38.3	75.6%	34.7
13/10/2023 18:00:00	47.0	31	36	55	38.9	91.7%	37.4
13/10/2023 19:00:00	43.8	30	35	55	38.8	65.7%	33.7
13/10/2023 20:00:00	40.0	20	24	45	37.1	50.0%	30.9
13/10/2023 21:00:00	42.5	16	19	55	38.4	57.9%	33.6
13/10/2023 22:00:00	36.7	9	11	40	34.4	72.7%	32.0
13/10/2023 23:00:00	32.5	8	9	35	32.5	22.2%	26.0
14/10/2023 00:00:00	47.5	5	6	50	45.8	50.0%	36.3
14/10/2023 01:00:00	0.0	0	0	0	0.0	0.0%	0.0
14/10/2023 02:00:00	0.0	0	0	0	0.0	0.0%	0.0
14/10/2023 03:00:00	0.0	0	0	0	0.0	0.0%	0.0
14/10/2023 04:00:00	0.0	0	0	0	0.0	0.0%	0.0
14/10/2023 05:00:00	0.0	0	0	0	0.0	0.0%	0.0
14/10/2023 06:00:00	50.0	3	3	50	42.5	100.0%	42.0
14/10/2023 07:00:00	45.0	2	2	45	42.5	100.0%	42.0
14/10/2023 08:00:00	55.0	3	3	55	45.8	100.0%	45.3
14/10/2023 09:00:00	45.0	12	14	55	40.0	85.7%	37.4
14/10/2023 10:00:00	42.5	24	28	50	37.3	75.0%	33.5
14/10/2023 11:00:00	42.0	31	36	50	37.3	58.3%	32.1
14/10/2023 12:00:00	42.1	31	37	50	37.0	75.7%	33.3
14/10/2023 13:00:00	42.5	35	41	55	38.1	75.6%	35.0
14/10/2023 14:00:00	41.7	32	38	55	38.9	65.8%	33.5
14/10/2023 15:00:00	45.0	19	22	55	39.5	100.0%	39.3
14/10/2023 16:00:00	45.0	30	35	55	40.1	71.4%	35.9
14/10/2023 17:00:00	43.0	22	26	50	38.7	65.4%	34.0
14/10/2023 18:00:00	42.5	37	43	60	38.6	62.8%	33.2
14/10/2023 19:00:00	40.0	13	15	45	35.7	73.3%	31.2
14/10/2023 20:00:00	32.5	15	18	35	32.5	33.3%	26.2
14/10/2023 21:00:00	37.5	7	8	40	35.8	37.5%	27.8
14/10/2023 22:00:00	40.0	3	4	45	37.5	100.0%	37.0
14/10/2023 23:00:00	40.0	4	5	50	38.8	80.0%	36.0

Incoming Summary
Honeybourne road

from Fri-Oct-13-2023-12-00-AM to Mon-Nov-20-2023-11-59-AM

15/10/2023 00:00:00	45.0	6	7	55	40.5	71.4%	35.6
15/10/2023 01:00:00	40.0	3	3	40	35.0	66.7%	32.0
15/10/2023 02:00:00	50.0	2	2	50	47.5	50.0%	37.0
15/10/2023 03:00:00	0.0	0	0	0	0.0	0.0%	0.0
15/10/2023 04:00:00	0.0	0	0	0	0.0	0.0%	0.0
15/10/2023 05:00:00	35.0	2	2	35	32.5	100.0%	32.5
15/10/2023 06:00:00	42.5	3	4	45	38.8	100.0%	38.5
15/10/2023 07:00:00	0.0	0	0	0	0.0	0.0%	0.0
15/10/2023 08:00:00	42.5	4	5	45	38.5	100.0%	38.0
15/10/2023 09:00:00	43.8	19	22	55	38.3	81.8%	35.5
15/10/2023 10:00:00	47.5	16	19	55	40.6	84.2%	37.4
15/10/2023 11:00:00	38.3	14	17	50	36.9	52.9%	30.5
15/10/2023 12:00:00	43.6	28	33	60	39.7	75.8%	34.7
15/10/2023 13:00:00	42.9	31	37	50	39.0	64.9%	33.9
15/10/2023 14:00:00	43.3	37	43	50	37.4	79.1%	34.6
15/10/2023 15:00:00	44.2	26	31	60	40.1	87.1%	38.0
15/10/2023 16:00:00	44.4	20	24	50	39.9	79.2%	36.5
15/10/2023 17:00:00	46.7	18	21	55	39.4	85.7%	37.1
15/10/2023 18:00:00	50.0	18	21	65	41.1	85.7%	37.9
15/10/2023 19:00:00	42.5	18	21	50	37.5	66.7%	33.3
15/10/2023 20:00:00	41.7	14	16	45	37.5	62.5%	32.4
15/10/2023 21:00:00	45.0	8	9	55	38.8	88.9%	37.1
15/10/2023 22:00:00	55.0	6	7	60	42.5	85.7%	39.9
15/10/2023 23:00:00	45.0	3	3	45	39.2	100.0%	38.7
16/10/2023 00:00:00	35.0	2	2	35	32.5	50.0%	29.5
16/10/2023 01:00:00	35.0	1	1	35	32.5	100.0%	32.0
16/10/2023 02:00:00	0.0	0	0	0	0.0	0.0%	0.0
16/10/2023 03:00:00	0.0	0	0	0	0.0	0.0%	0.0
16/10/2023 04:00:00	35.0	3	3	35	32.5	100.0%	32.0
16/10/2023 05:00:00	0.0	0	0	0	0.0	0.0%	0.0
16/10/2023 06:00:00	45.0	8	9	50	39.2	100.0%	38.7
16/10/2023 07:00:00	40.0	4	5	45	37.5	100.0%	37.0
16/10/2023 08:00:00	43.3	16	19	55	38.9	73.7%	33.9
16/10/2023 09:00:00	42.5	39	46	55	38.5	76.1%	35.5
16/10/2023 10:00:00	46.7	28	33	55	40.0	78.8%	36.5
16/10/2023 11:00:00	45.0	14	17	60	39.0	76.5%	36.0
16/10/2023 12:00:00	43.0	14	16	45	38.9	87.5%	36.9
16/10/2023 13:00:00	43.3	24	28	55	39.1	67.9%	33.9
16/10/2023 14:00:00	45.0	12	14	50	39.8	92.9%	38.6
16/10/2023 15:00:00	39.4	20	24	55	37.5	70.8%	34.3
16/10/2023 16:00:00	40.7	38	45	55	37.0	68.9%	32.8
16/10/2023 17:00:00	42.5	30	35	60	38.5	71.4%	34.4
16/10/2023 18:00:00	42.0	32	38	55	38.0	86.8%	36.2
16/10/2023 19:00:00	46.2	18	21	50	39.3	81.0%	36.7
16/10/2023 20:00:00	45.0	11	13	50	37.5	84.6%	35.7
16/10/2023 21:00:00	45.0	14	16	50	38.6	87.5%	36.8
16/10/2023 22:00:00	47.5	5	6	50	40.5	83.3%	37.8
16/10/2023 23:00:00	40.0	2	2	40	35.0	100.0%	34.5

Incoming Summary
Honeybourne road

from Fri-Oct-13-2023-12-00-AM to Mon-Nov-20-2023-11-59-AM

17/10/2023 00:00:00	55.0	3	3	55	44.2	100.0%	43.7
17/10/2023 01:00:00	0.0	0	0	0	0.0	0.0%	0.0
17/10/2023 02:00:00	0.0	0	0	0	0.0	0.0%	0.0
17/10/2023 03:00:00	0.0	0	0	0	0.0	0.0%	0.0
17/10/2023 04:00:00	45.0	1	1	45	42.5	100.0%	42.0
17/10/2023 05:00:00	0.0	0	0	0	0.0	0.0%	0.0
17/10/2023 06:00:00	42.5	7	8	45	36.8	87.5%	35.3
17/10/2023 07:00:00	40.0	3	4	45	38.8	100.0%	38.3
17/10/2023 08:00:00	50.0	21	25	65	41.1	84.0%	38.3
17/10/2023 09:00:00	44.3	36	42	55	39.0	71.4%	34.7
17/10/2023 10:00:00	40.0	15	18	55	37.8	83.3%	35.7
17/10/2023 11:00:00	48.3	21	25	55	40.0	80.0%	35.3
17/10/2023 12:00:00	38.0	31	36	55	35.1	69.4%	31.7
17/10/2023 13:00:00	43.8	22	26	50	39.3	76.9%	35.6
17/10/2023 14:00:00	43.3	19	22	55	38.2	63.6%	33.5
17/10/2023 15:00:00	43.3	18	21	50	37.5	71.4%	34.3
17/10/2023 16:00:00	46.2	30	35	65	39.8	80.0%	37.0
17/10/2023 17:00:00	45.0	28	33	55	39.6	72.7%	35.3
17/10/2023 18:00:00	44.0	33	39	65	40.2	71.8%	36.0
17/10/2023 19:00:00	41.2	25	29	55	36.8	79.3%	34.4
17/10/2023 20:00:00	41.2	20	23	45	36.3	87.0%	33.6
17/10/2023 21:00:00	47.5	5	6	50	42.5	50.0%	34.5
17/10/2023 22:00:00	40.0	11	13	50	37.5	69.2%	33.6
17/10/2023 23:00:00	40.0	6	7	50	37.5	71.4%	34.1
18/10/2023 00:00:00	50.0	2	2	50	40.0	100.0%	39.5
18/10/2023 01:00:00	0.0	0	0	0	0.0	0.0%	0.0
18/10/2023 02:00:00	0.0	0	0	0	0.0	0.0%	0.0
18/10/2023 03:00:00	0.0	0	0	0	0.0	0.0%	0.0
18/10/2023 04:00:00	0.0	0	0	0	0.0	0.0%	0.0
18/10/2023 05:00:00	45.0	3	3	45	37.5	100.0%	37.0
18/10/2023 06:00:00	45.0	3	4	50	40.0	100.0%	39.5
18/10/2023 07:00:00	50.0	7	8	60	41.9	100.0%	41.4
18/10/2023 08:00:00	45.0	16	19	65	41.7	68.4%	36.5
18/10/2023 09:00:00	44.0	33	39	60	39.2	84.6%	36.6
18/10/2023 10:00:00	44.0	37	43	55	38.9	65.1%	33.3
18/10/2023 11:00:00	39.0	19	22	50	36.1	63.6%	30.6
18/10/2023 12:00:00	43.3	25	29	50	38.7	72.4%	34.7
18/10/2023 13:00:00	45.0	20	23	50	38.5	87.0%	36.5
18/10/2023 14:00:00	45.0	14	17	50	39.8	88.2%	37.1
18/10/2023 15:00:00	43.0	21	25	55	38.8	76.0%	34.9
18/10/2023 16:00:00	42.9	35	41	60	38.8	68.3%	34.0
18/10/2023 17:00:00	43.3	29	34	50	38.4	82.4%	35.1
18/10/2023 18:00:00	45.0	42	49	55	40.2	75.5%	36.0
18/10/2023 19:00:00	41.7	17	20	55	37.5	70.0%	34.2
18/10/2023 20:00:00	41.7	13	15	45	36.0	86.7%	34.5
18/10/2023 21:00:00	39.0	15	18	45	37.0	55.6%	31.9
18/10/2023 22:00:00	37.5	7	8	40	33.9	87.5%	32.1
18/10/2023 23:00:00	40.0	1	1	40	37.5	100.0%	37.0

Incoming Summary
Honeybourne road

from Fri-Oct-13-2023-12-00-AM to Mon-Nov-20-2023-11-59-AM

19/10/2023 00:00:00	50.0	2	2	50	47.5	50.0%	37.0
19/10/2023 01:00:00	50.0	2	2	50	47.5	50.0%	37.0
19/10/2023 02:00:00	45.0	2	2	45	42.5	100.0%	42.0
19/10/2023 03:00:00	0.0	0	0	0	0.0	0.0%	0.0
19/10/2023 04:00:00	0.0	0	0	0	0.0	0.0%	0.0
19/10/2023 05:00:00	45.0	1	1	45	42.5	100.0%	42.0
19/10/2023 06:00:00	45.0	5	6	50	39.2	100.0%	38.7
19/10/2023 07:00:00	40.0	4	5	55	38.5	100.0%	38.0
19/10/2023 08:00:00	40.0	24	28	55	37.5	71.4%	33.9
19/10/2023 09:00:00	45.0	27	32	55	40.6	75.0%	36.8
19/10/2023 10:00:00	43.0	27	32	50	37.7	75.0%	34.6
19/10/2023 11:00:00	40.0	26	31	55	38.1	54.8%	31.9
19/10/2023 12:00:00	42.5	18	21	50	37.8	71.4%	34.3
19/10/2023 13:00:00	40.0	33	39	50	36.3	66.7%	32.6
19/10/2023 14:00:00	42.5	20	23	50	37.8	78.3%	34.2
19/10/2023 15:00:00	45.0	20	23	60	41.9	78.3%	38.0
19/10/2023 16:00:00	43.1	34	40	60	38.5	77.5%	35.2
19/10/2023 17:00:00	44.5	30	35	65	40.3	82.9%	37.8
19/10/2023 18:00:00	42.5	29	34	50	37.5	76.5%	34.3
19/10/2023 19:00:00	43.0	23	27	50	37.5	81.5%	35.0
19/10/2023 20:00:00	40.0	15	18	50	37.1	77.8%	34.3
19/10/2023 21:00:00	40.0	9	11	50	38.3	54.5%	33.0
19/10/2023 22:00:00	42.5	6	7	45	39.2	85.7%	37.0
19/10/2023 23:00:00	40.0	3	4	50	37.5	100.0%	37.0
20/10/2023 00:00:00	45.0	1	1	45	42.5	100.0%	42.0
20/10/2023 01:00:00	40.0	1	1	40	37.5	100.0%	37.0
20/10/2023 02:00:00	50.0	1	1	50	47.5	100.0%	47.0
20/10/2023 03:00:00	0.0	0	0	0	0.0	0.0%	0.0
20/10/2023 04:00:00	0.0	0	0	0	0.0	0.0%	0.0
20/10/2023 05:00:00	45.0	1	1	45	42.5	100.0%	42.0
20/10/2023 06:00:00	45.0	3	3	45	37.5	100.0%	37.0
20/10/2023 07:00:00	45.0	6	7	50	38.9	100.0%	38.4
20/10/2023 08:00:00	44.0	16	19	50	40.4	63.2%	34.6
20/10/2023 09:00:00	37.5	18	21	55	38.1	38.1%	28.3
20/10/2023 10:00:00	42.5	18	21	50	38.8	76.2%	35.5
20/10/2023 11:00:00	36.7	14	17	50	35.5	58.8%	31.2
20/10/2023 12:00:00	44.0	16	19	55	38.9	73.7%	35.6
20/10/2023 13:00:00	39.0	16	19	45	36.6	57.9%	31.4
20/10/2023 14:00:00	44.2	18	21	55	39.7	85.7%	37.6
20/10/2023 15:00:00	44.3	24	28	60	39.0	92.9%	37.9
20/10/2023 16:00:00	47.5	12	14	55	41.1	100.0%	40.8
20/10/2023 17:00:00	45.0	23	27	60	39.7	85.2%	37.2
20/10/2023 18:00:00	45.0	27	32	55	38.6	87.5%	36.7
20/10/2023 19:00:00	42.9	26	30	50	38.2	76.7%	35.0
20/10/2023 20:00:00	38.3	15	18	45	35.4	66.7%	31.0
20/10/2023 21:00:00	38.0	16	19	50	36.1	57.9%	31.9
20/10/2023 22:00:00	38.3	8	10	45	36.1	70.0%	32.5
20/10/2023 23:00:00	47.5	7	8	50	40.8	75.0%	36.4

Incoming Summary
Honeybourne road

from Fri-Oct-13-2023-12-00-AM to Mon-Nov-20-2023-11-59-AM

21/10/2023 00:00:00	45.0	5	6	50	39.5	83.3%	36.2
21/10/2023 01:00:00	40.0	3	3	40	37.5	33.3%	30.7
21/10/2023 02:00:00	0.0	0	0	0	0.0	0.0%	0.0
21/10/2023 03:00:00	0.0	0	0	0	0.0	0.0%	0.0
21/10/2023 04:00:00	0.0	0	0	0	0.0	0.0%	0.0
21/10/2023 05:00:00	0.0	0	0	0	0.0	0.0%	0.0
21/10/2023 06:00:00	40.0	1	1	40	37.5	100.0%	37.0
21/10/2023 07:00:00	40.0	1	1	40	37.5	100.0%	37.0
21/10/2023 08:00:00	45.0	2	2	45	40.0	100.0%	39.5
21/10/2023 09:00:00	40.0	8	10	50	39.2	60.0%	30.0
21/10/2023 10:00:00	45.0	29	34	55	39.0	76.5%	34.9
21/10/2023 11:00:00	43.3	32	38	50	38.8	78.9%	35.8
21/10/2023 12:00:00	45.0	20	24	55	39.5	91.7%	38.0
21/10/2023 13:00:00	44.5	28	33	50	39.7	87.9%	37.8
21/10/2023 14:00:00	40.0	25	29	50	35.8	69.0%	32.4
21/10/2023 15:00:00	42.0	21	25	50	38.0	76.0%	34.6
21/10/2023 16:00:00	42.0	27	32	50	37.7	78.1%	34.8
21/10/2023 17:00:00	45.0	20	24	50	39.1	79.2%	35.9
21/10/2023 18:00:00	40.0	32	38	50	37.5	68.4%	33.1
21/10/2023 19:00:00	42.5	23	27	50	37.5	70.4%	33.7
21/10/2023 20:00:00	37.0	20	24	45	35.2	54.2%	30.5
21/10/2023 21:00:00	37.5	10	12	40	35.0	66.7%	31.7
21/10/2023 22:00:00	45.0	4	5	50	39.5	100.0%	39.0
21/10/2023 23:00:00	32.5	3	4	35	32.5	50.0%	29.8
22/10/2023 00:00:00	43.3	6	7	45	38.2	100.0%	37.9
22/10/2023 01:00:00	60.0	2	2	60	45.0	100.0%	44.5
22/10/2023 02:00:00	50.0	1	1	50	47.5	100.0%	47.0
22/10/2023 03:00:00	0.0	0	0	0	0.0	0.0%	0.0
22/10/2023 04:00:00	0.0	0	0	0	0.0	0.0%	0.0
22/10/2023 05:00:00	0.0	0	0	0	0.0	0.0%	0.0
22/10/2023 06:00:00	50.0	4	5	55	41.5	100.0%	41.0
22/10/2023 07:00:00	45.0	1	1	45	42.5	100.0%	42.0
22/10/2023 08:00:00	45.0	3	3	45	37.5	100.0%	37.0
22/10/2023 09:00:00	47.5	13	15	55	41.6	73.3%	33.3
22/10/2023 10:00:00	44.0	19	22	50	39.9	77.3%	35.4
22/10/2023 11:00:00	41.7	15	18	50	39.4	72.2%	34.4
22/10/2023 12:00:00	39.5	27	32	50	37.1	71.9%	32.3
22/10/2023 13:00:00	45.0	22	26	55	39.9	80.8%	36.5
22/10/2023 14:00:00	43.3	19	22	55	39.0	77.3%	35.5
22/10/2023 15:00:00	45.0	20	23	55	38.8	87.0%	36.3
22/10/2023 16:00:00	43.3	24	28	55	38.3	67.9%	34.4
22/10/2023 17:00:00	41.2	22	26	50	37.0	84.6%	34.3
22/10/2023 18:00:00	40.0	23	27	60	37.8	63.0%	32.9
22/10/2023 19:00:00	35.0	10	12	45	34.6	58.3%	30.4
22/10/2023 20:00:00	42.5	14	17	55	38.8	70.6%	35.0
22/10/2023 21:00:00	41.7	8	10	45	38.2	70.0%	34.6
22/10/2023 22:00:00	38.3	4	5	40	35.5	100.0%	35.4
22/10/2023 23:00:00	45.0	3	4	50	44.2	75.0%	39.5

Incoming Summary
Honeybourne road

from Fri-Oct-13-2023-12-00-AM to Mon-Nov-20-2023-11-59-AM

23/10/2023 00:00:00	50.0	1	1	50	47.5	100.0%	47.0
23/10/2023 01:00:00	45.0	2	2	45	40.0	100.0%	39.5
23/10/2023 02:00:00	55.0	1	1	55	52.5	100.0%	52.0
23/10/2023 03:00:00	0.0	0	0	0	0.0	0.0%	0.0
23/10/2023 04:00:00	0.0	0	0	0	0.0	0.0%	0.0
23/10/2023 05:00:00	0.0	0	0	0	0.0	0.0%	0.0
23/10/2023 06:00:00	45.0	6	7	50	39.6	100.0%	39.4
23/10/2023 07:00:00	42.5	7	8	45	38.1	100.0%	37.9
23/10/2023 08:00:00	42.5	14	16	50	37.5	81.3%	34.6
23/10/2023 09:00:00	42.9	26	31	50	37.9	74.2%	34.7
23/10/2023 10:00:00	43.0	22	26	65	39.4	80.8%	36.7
23/10/2023 11:00:00	39.5	26	31	50	36.9	77.4%	33.7
23/10/2023 12:00:00	43.6	26	30	55	38.5	83.3%	36.2
23/10/2023 13:00:00	42.5	16	19	55	38.8	84.2%	36.2
23/10/2023 14:00:00	42.5	17	20	50	38.6	70.0%	33.2
23/10/2023 15:00:00	43.8	32	38	50	37.8	78.9%	34.4
23/10/2023 16:00:00	46.7	23	27	60	39.9	85.2%	37.4
23/10/2023 17:00:00	42.8	40	47	60	38.8	72.3%	33.8
23/10/2023 18:00:00	43.3	39	46	60	39.0	71.7%	35.4
23/10/2023 19:00:00	39.3	19	22	65	37.5	72.7%	34.5
23/10/2023 20:00:00	40.0	11	13	55	38.1	69.2%	33.2
23/10/2023 21:00:00	42.5	9	11	50	39.2	81.8%	36.7
23/10/2023 22:00:00	38.3	3	4	40	36.3	100.0%	36.0
23/10/2023 23:00:00	45.0	3	3	45	37.5	100.0%	37.0
24/10/2023 00:00:00	35.0	2	2	35	32.5	100.0%	32.5
24/10/2023 01:00:00	0.0	0	0	0	0.0	0.0%	0.0
24/10/2023 02:00:00	0.0	0	0	0	0.0	0.0%	0.0
24/10/2023 03:00:00	0.0	0	0	0	0.0	0.0%	0.0
24/10/2023 04:00:00	0.0	0	0	0	0.0	0.0%	0.0
24/10/2023 05:00:00	0.0	0	0	0	0.0	0.0%	0.0
24/10/2023 06:00:00	45.0	7	8	50	38.8	100.0%	38.5
24/10/2023 07:00:00	42.5	8	9	45	37.5	66.7%	33.8
24/10/2023 08:00:00	45.0	18	21	65	40.0	66.7%	34.7
24/10/2023 09:00:00	43.6	37	44	50	39.5	79.5%	36.4
24/10/2023 10:00:00	41.7	18	21	55	38.4	81.0%	34.1
24/10/2023 11:00:00	39.1	26	31	50	36.1	80.6%	34.2
24/10/2023 12:00:00	41.7	21	25	50	38.1	64.0%	33.5
24/10/2023 13:00:00	41.7	21	25	45	38.1	72.0%	33.8
24/10/2023 14:00:00	44.0	19	22	55	39.4	81.8%	36.7
24/10/2023 15:00:00	42.5	18	21	55	37.5	71.4%	34.0
24/10/2023 16:00:00	42.5	30	35	65	38.0	80.0%	35.5
24/10/2023 17:00:00	42.5	35	41	50	38.0	68.3%	32.3
24/10/2023 18:00:00	46.2	22	26	55	40.3	76.9%	36.4
24/10/2023 19:00:00	40.0	29	34	50	37.1	73.5%	33.7
24/10/2023 20:00:00	40.0	17	20	50	39.4	40.0%	30.0
24/10/2023 21:00:00	35.0	9	11	40	35.0	36.4%	28.1
24/10/2023 22:00:00	37.5	8	9	40	34.2	66.7%	30.3
24/10/2023 23:00:00	45.0	4	5	50	38.8	80.0%	36.2

Incoming Summary
Honeybourne road

from Fri-Oct-13-2023-12-00-AM to Mon-Nov-20-2023-11-59-AM

25/10/2023 00:00:00	35.0	3	4	40	34.2	75.0%	32.3
25/10/2023 01:00:00	40.0	2	2	40	35.0	100.0%	34.5
25/10/2023 02:00:00	45.0	1	1	45	42.5	100.0%	42.0
25/10/2023 03:00:00	0.0	0	0	0	0.0	0.0%	0.0
25/10/2023 04:00:00	0.0	0	0	0	0.0	0.0%	0.0
25/10/2023 05:00:00	0.0	0	0	0	0.0	0.0%	0.0
25/10/2023 06:00:00	47.5	6	7	50	39.6	100.0%	39.3
25/10/2023 07:00:00	43.8	9	11	50	39.7	81.8%	37.0
25/10/2023 08:00:00	45.0	21	25	55	38.6	72.0%	34.6
25/10/2023 09:00:00	42.5	31	36	50	37.7	72.2%	33.1
25/10/2023 10:00:00	43.1	30	35	50	39.0	65.7%	34.7
25/10/2023 11:00:00	38.8	28	33	50	38.2	42.4%	30.8
25/10/2023 12:00:00	42.9	26	31	50	37.5	83.9%	35.4
25/10/2023 13:00:00	43.3	24	28	60	39.7	64.3%	34.4
25/10/2023 14:00:00	43.5	31	36	50	38.2	77.8%	35.0
25/10/2023 15:00:00	43.6	16	19	50	38.3	94.7%	37.1
25/10/2023 16:00:00	42.9	36	42	55	38.0	66.7%	33.8
25/10/2023 17:00:00	43.8	25	29	50	38.8	82.8%	35.9
25/10/2023 18:00:00	46.0	38	45	55	40.1	73.3%	36.3
25/10/2023 19:00:00	38.9	18	21	45	35.4	90.5%	34.3
25/10/2023 20:00:00	39.0	14	16	45	35.0	87.5%	33.4
25/10/2023 21:00:00	45.0	13	15	55	40.5	66.7%	35.8
25/10/2023 22:00:00	42.5	8	9	45	35.4	77.8%	33.2
25/10/2023 23:00:00	45.0	1	1	45	42.5	100.0%	42.0
26/10/2023 00:00:00	35.0	1	1	35	32.5	100.0%	32.0
26/10/2023 01:00:00	45.0	1	1	45	42.5	100.0%	42.0
26/10/2023 02:00:00	50.0	1	1	50	47.5	100.0%	47.0
26/10/2023 03:00:00	0.0	0	0	0	0.0	0.0%	0.0
26/10/2023 04:00:00	0.0	0	0	0	0.0	0.0%	0.0
26/10/2023 05:00:00	0.0	0	0	0	0.0	0.0%	0.0
26/10/2023 06:00:00	40.0	4	5	45	36.5	100.0%	36.0
26/10/2023 07:00:00	42.5	6	7	45	37.5	100.0%	37.0
26/10/2023 08:00:00	45.0	20	24	60	41.3	70.8%	36.5
26/10/2023 09:00:00	46.0	27	32	55	40.3	71.9%	35.9
26/10/2023 10:00:00	42.0	23	27	50	36.8	81.5%	34.6
26/10/2023 11:00:00	45.0	18	21	50	39.6	81.0%	36.9
26/10/2023 12:00:00	42.5	18	21	55	37.5	90.5%	36.2
26/10/2023 13:00:00	42.5	31	36	55	38.5	66.7%	33.0
26/10/2023 14:00:00	42.0	26	30	50	38.0	70.0%	34.5
26/10/2023 15:00:00	42.9	21	25	50	37.9	92.0%	36.8
26/10/2023 16:00:00	45.0	19	22	55	39.9	95.5%	38.9
26/10/2023 17:00:00	42.5	31	37	60	38.3	83.8%	35.8
26/10/2023 18:00:00	42.5	31	36	50	38.5	86.1%	36.7
26/10/2023 19:00:00	42.5	20	24	55	38.4	91.7%	37.2
26/10/2023 20:00:00	41.2	24	28	60	38.8	57.1%	32.6
26/10/2023 21:00:00	39.2	11	13	45	36.1	84.6%	34.1
26/10/2023 22:00:00	40.0	8	9	45	36.4	100.0%	36.1
26/10/2023 23:00:00	60.0	3	3	60	42.5	100.0%	42.0

Incoming Summary
Honeybourne road

from Fri-Oct-13-2023-12-00-AM to Mon-Nov-20-2023-11-59-AM

27/10/2023 00:00:00	40.0	3	3	40	37.5	33.3%	27.0
27/10/2023 01:00:00	48.3	3	4	50	46.3	100.0%	45.8
27/10/2023 02:00:00	0.0	0	0	0	0.0	0.0%	0.0
27/10/2023 03:00:00	0.0	0	0	0	0.0	0.0%	0.0
27/10/2023 04:00:00	0.0	0	0	0	0.0	0.0%	0.0
27/10/2023 05:00:00	0.0	0	0	0	0.0	0.0%	0.0
27/10/2023 06:00:00	48.3	5	6	50	42.5	100.0%	42.3
27/10/2023 07:00:00	45.0	8	9	50	38.6	100.0%	38.1
27/10/2023 08:00:00	41.7	16	19	55	38.6	73.7%	35.3
27/10/2023 09:00:00	47.0	22	26	55	42.5	65.4%	36.9
27/10/2023 10:00:00	40.0	26	31	50	36.5	64.5%	32.5
27/10/2023 11:00:00	38.3	29	34	45	35.5	58.8%	31.2
27/10/2023 12:00:00	42.5	23	27	60	38.7	77.8%	35.3
27/10/2023 13:00:00	39.2	32	38	45	36.4	71.1%	33.2
27/10/2023 14:00:00	42.5	21	25	50	37.8	76.0%	34.8
27/10/2023 15:00:00	40.0	24	28	45	35.5	82.1%	33.7
27/10/2023 16:00:00	43.8	42	49	60	38.5	83.7%	36.2
27/10/2023 17:00:00	46.0	26	31	55	39.8	90.3%	37.9
27/10/2023 18:00:00	41.9	39	46	55	38.6	60.9%	33.3
27/10/2023 19:00:00	40.6	37	44	45	37.1	77.3%	34.6
27/10/2023 20:00:00	42.5	26	30	50	36.8	73.3%	33.7
27/10/2023 21:00:00	34.5	14	17	45	33.8	70.6%	31.0
27/10/2023 22:00:00	47.5	6	7	50	41.5	71.4%	34.3
27/10/2023 23:00:00	38.8	8	9	40	35.8	66.7%	32.6
28/10/2023 00:00:00	45.0	5	6	55	38.3	100.0%	37.8
28/10/2023 01:00:00	45.0	2	2	45	42.5	50.0%	34.5
28/10/2023 02:00:00	0.0	0	0	0	0.0	0.0%	0.0
28/10/2023 03:00:00	50.0	2	2	50	40.0	100.0%	39.5
28/10/2023 04:00:00	0.0	0	0	0	0.0	0.0%	0.0
28/10/2023 05:00:00	0.0	0	0	0	0.0	0.0%	0.0
28/10/2023 06:00:00	45.0	3	4	50	41.3	100.0%	40.8
28/10/2023 07:00:00	40.0	3	4	50	38.8	100.0%	38.3
28/10/2023 08:00:00	45.0	2	2	45	42.5	50.0%	34.5
28/10/2023 09:00:00	50.0	8	9	55	39.2	100.0%	38.7
28/10/2023 10:00:00	40.0	20	24	55	37.5	50.0%	29.2
28/10/2023 11:00:00	43.3	23	27	50	39.3	63.0%	33.1
28/10/2023 12:00:00	45.0	30	35	65	40.7	71.4%	35.6
28/10/2023 13:00:00	42.5	22	26	50	38.1	69.2%	33.3
28/10/2023 14:00:00	40.0	28	33	55	38.6	54.5%	31.9
28/10/2023 15:00:00	43.8	31	36	50	38.0	80.6%	34.9
28/10/2023 16:00:00	43.3	26	31	60	38.5	83.9%	35.9
28/10/2023 17:00:00	45.0	26	30	55	38.2	73.3%	33.3
28/10/2023 18:00:00	43.6	30	35	60	39.4	74.3%	35.5
28/10/2023 19:00:00	46.7	13	15	50	39.5	66.7%	34.2
28/10/2023 20:00:00	41.7	20	23	50	36.8	65.2%	33.0
28/10/2023 21:00:00	40.0	4	5	45	36.5	100.0%	36.0
28/10/2023 22:00:00	42.5	8	9	45	35.8	66.7%	32.1
28/10/2023 23:00:00	35.0	4	5	45	35.0	80.0%	33.0

Incoming Summary
Honeybourne road

from Fri-Oct-13-2023-12-00-AM to Mon-Nov-20-2023-11-59-AM

29/10/2023 00:00:00	47.5	4	5	50	40.0	80.0%	37.0
29/10/2023 01:00:00	40.0	1	1	40	37.5	100.0%	37.0
29/10/2023 02:00:00	47.5	3	4	50	45.8	75.0%	40.8
29/10/2023 03:00:00	50.0	2	2	50	40.0	100.0%	39.5
29/10/2023 04:00:00	0.0	0	0	0	0.0	0.0%	0.0
29/10/2023 05:00:00	0.0	0	0	0	0.0	0.0%	0.0
29/10/2023 06:00:00	0.0	0	0	0	0.0	0.0%	0.0
29/10/2023 07:00:00	40.0	4	5	45	38.5	100.0%	38.0
29/10/2023 08:00:00	40.0	2	2	40	35.0	100.0%	34.5
29/10/2023 09:00:00	43.3	7	8	45	38.9	87.5%	35.1
29/10/2023 10:00:00	41.7	10	12	45	38.1	75.0%	32.5
29/10/2023 11:00:00	43.3	22	26	55	38.1	65.4%	31.5
29/10/2023 12:00:00	44.2	21	25	50	38.9	84.0%	36.4
29/10/2023 13:00:00	42.5	18	21	50	38.5	71.4%	32.4
29/10/2023 14:00:00	43.0	24	28	50	38.6	64.3%	33.0
29/10/2023 15:00:00	41.7	31	37	55	38.8	62.2%	33.0
29/10/2023 16:00:00	42.7	31	37	45	39.1	67.6%	33.8
29/10/2023 17:00:00	39.5	27	32	50	37.0	65.6%	33.2
29/10/2023 18:00:00	42.0	22	26	50	37.7	80.8%	35.0
29/10/2023 19:00:00	40.0	20	23	45	35.5	65.2%	32.3
29/10/2023 20:00:00	40.0	14	17	55	37.5	88.2%	35.6
29/10/2023 21:00:00	38.3	12	14	55	37.5	50.0%	30.7
29/10/2023 22:00:00	37.5	3	4	40	35.0	100.0%	34.8
29/10/2023 23:00:00	38.3	5	6	40	35.0	100.0%	34.5
30/10/2023 00:00:00	50.0	1	1	50	47.5	100.0%	47.0
30/10/2023 01:00:00	45.0	1	1	45	42.5	100.0%	42.0
30/10/2023 02:00:00	0.0	0	0	0	0.0	0.0%	0.0
30/10/2023 03:00:00	0.0	0	0	0	0.0	0.0%	0.0
30/10/2023 04:00:00	0.0	0	0	0	0.0	0.0%	0.0
30/10/2023 05:00:00	0.0	0	0	0	0.0	0.0%	0.0
30/10/2023 06:00:00	0.0	0	0	0	0.0	0.0%	0.0
30/10/2023 07:00:00	40.0	8	10	55	38.1	90.0%	36.6
30/10/2023 08:00:00	45.0	8	10	55	41.0	100.0%	40.5
30/10/2023 09:00:00	43.8	21	25	55	39.6	84.0%	36.5
30/10/2023 10:00:00	42.5	22	26	50	37.5	80.8%	35.0
30/10/2023 11:00:00	43.9	24	28	50	38.8	85.7%	36.6
30/10/2023 12:00:00	45.0	20	24	60	39.9	79.2%	36.8
30/10/2023 13:00:00	38.5	22	26	50	35.9	73.1%	32.2
30/10/2023 14:00:00	40.0	18	21	50	36.9	76.2%	33.3
30/10/2023 15:00:00	45.0	20	24	50	40.1	79.2%	36.2
30/10/2023 16:00:00	40.0	22	26	45	37.2	69.2%	34.0
30/10/2023 17:00:00	43.3	21	25	55	38.0	88.0%	36.4
30/10/2023 18:00:00	42.1	42	49	55	37.5	81.6%	34.9
30/10/2023 19:00:00	41.7	21	25	45	37.5	68.0%	33.0
30/10/2023 20:00:00	41.7	22	26	50	37.8	65.4%	33.3
30/10/2023 21:00:00	40.0	19	22	50	36.0	90.9%	34.6
30/10/2023 22:00:00	40.0	11	13	45	37.5	84.6%	35.6
30/10/2023 23:00:00	45.0	8	9	50	39.6	77.8%	36.4

Incoming Summary
Honeybourne road

from Fri-Oct-13-2023-12-00-AM to Mon-Nov-20-2023-11-59-AM

31/10/2023 00:00:00	45.0	4	5	55	44.2	60.0%	36.0
31/10/2023 01:00:00	50.0	3	3	50	42.5	100.0%	42.0
31/10/2023 02:00:00	50.0	1	1	50	47.5	100.0%	47.0
31/10/2023 03:00:00	0.0	0	0	0	0.0	0.0%	0.0
31/10/2023 04:00:00	0.0	0	0	0	0.0	0.0%	0.0
31/10/2023 05:00:00	0.0	0	0	0	0.0	0.0%	0.0
31/10/2023 06:00:00	0.0	0	0	0	0.0	0.0%	0.0
31/10/2023 07:00:00	45.0	7	8	50	39.6	87.5%	37.8
31/10/2023 08:00:00	40.0	7	8	50	37.5	75.0%	34.5
31/10/2023 09:00:00	46.2	26	31	65	42.1	80.6%	38.4
31/10/2023 10:00:00	45.0	20	24	60	40.4	87.5%	37.8
31/10/2023 11:00:00	41.7	23	27	50	37.5	70.4%	32.4
31/10/2023 12:00:00	42.5	19	22	50	39.2	54.5%	32.6
31/10/2023 13:00:00	43.0	23	27	55	38.0	70.4%	33.3
31/10/2023 14:00:00	43.8	20	24	50	38.6	79.2%	35.3
31/10/2023 15:00:00	43.6	20	24	55	39.3	83.3%	36.6
31/10/2023 16:00:00	40.0	31	36	50	37.3	63.9%	31.8
31/10/2023 17:00:00	42.0	29	34	50	38.6	67.6%	33.1
31/10/2023 18:00:00	41.0	36	42	50	37.4	81.0%	35.1
31/10/2023 19:00:00	37.9	35	41	45	35.1	65.9%	31.3
31/10/2023 20:00:00	39.2	25	29	50	36.8	69.0%	33.2
31/10/2023 21:00:00	38.6	17	20	45	36.0	65.0%	31.9
31/10/2023 22:00:00	45.0	8	9	50	37.5	88.9%	36.0
31/10/2023 23:00:00	38.3	11	13	45	35.3	69.2%	32.2
01/11/2023 00:00:00	40.0	5	6	45	37.5	66.7%	32.0
01/11/2023 01:00:00	40.0	2	2	40	35.0	100.0%	34.5
01/11/2023 02:00:00	50.0	3	3	50	37.5	100.0%	37.0
01/11/2023 03:00:00	0.0	0	0	0	0.0	0.0%	0.0
01/11/2023 04:00:00	0.0	0	0	0	0.0	0.0%	0.0
01/11/2023 05:00:00	40.0	1	1	40	37.5	100.0%	37.0
01/11/2023 06:00:00	0.0	0	0	0	0.0	0.0%	0.0
01/11/2023 07:00:00	45.0	5	6	50	37.5	100.0%	37.2
01/11/2023 08:00:00	40.0	5	6	45	37.5	100.0%	37.2
01/11/2023 09:00:00	46.7	15	18	55	40.6	88.9%	38.7
01/11/2023 10:00:00	44.2	20	23	55	38.2	91.3%	37.0
01/11/2023 11:00:00	43.8	20	23	50	38.0	82.6%	35.7
01/11/2023 12:00:00	41.0	31	37	50	38.3	51.4%	31.2
01/11/2023 13:00:00	40.0	19	22	55	37.5	77.3%	33.6
01/11/2023 14:00:00	46.2	24	28	55	39.7	64.3%	34.0
01/11/2023 15:00:00	41.2	22	26	50	36.6	84.6%	34.8
01/11/2023 16:00:00	43.8	20	23	50	37.5	73.9%	33.9
01/11/2023 17:00:00	41.7	27	32	50	37.1	87.5%	35.5
01/11/2023 18:00:00	47.5	26	30	60	40.1	76.7%	36.5
01/11/2023 19:00:00	38.7	38	45	50	36.2	68.9%	32.2
01/11/2023 20:00:00	38.9	26	31	45	36.1	67.7%	32.7
01/11/2023 21:00:00	40.0	19	22	50	36.9	72.7%	33.9
01/11/2023 22:00:00	38.1	21	25	45	35.6	64.0%	32.4
01/11/2023 23:00:00	33.3	9	11	35	32.5	54.5%	28.6

Incoming Summary
Honeybourne road

from Fri-Oct-13-2023-12-00-AM to Mon-Nov-20-2023-11-59-AM

02/11/2023 00:00:00	42.5	3	4	45	40.8	75.0%	35.8
02/11/2023 01:00:00	40.0	3	3	40	34.2	100.0%	33.7
02/11/2023 02:00:00	0.0	0	0	0	0.0	0.0%	0.0
02/11/2023 03:00:00	0.0	0	0	0	0.0	0.0%	0.0
02/11/2023 04:00:00	0.0	0	0	0	0.0	0.0%	0.0
02/11/2023 05:00:00	0.0	0	0	0	0.0	0.0%	0.0
02/11/2023 06:00:00	0.0	0	0	0	0.0	0.0%	0.0
02/11/2023 07:00:00	38.8	4	5	40	36.5	100.0%	36.2
02/11/2023 08:00:00	41.7	8	10	45	37.5	100.0%	37.1
02/11/2023 09:00:00	50.0	24	28	55	42.3	82.1%	39.0
02/11/2023 10:00:00	45.0	19	22	50	40.3	81.8%	37.1
02/11/2023 11:00:00	40.0	12	14	50	37.5	71.4%	34.2
02/11/2023 12:00:00	45.0	24	28	50	38.5	75.0%	34.3
02/11/2023 13:00:00	46.2	25	29	55	38.3	82.8%	36.0
02/11/2023 14:00:00	46.2	25	29	60	39.6	89.7%	38.0
02/11/2023 15:00:00	42.5	14	17	45	37.8	88.2%	35.8
02/11/2023 16:00:00	40.0	24	28	55	36.5	85.7%	33.5
02/11/2023 17:00:00	43.3	29	34	50	40.0	52.9%	30.9
02/11/2023 18:00:00	42.5	31	36	45	38.0	77.8%	33.6
02/11/2023 19:00:00	39.0	25	29	50	36.3	55.2%	31.3
02/11/2023 20:00:00	37.5	20	23	45	34.0	87.0%	32.7
02/11/2023 21:00:00	40.0	14	17	45	36.5	58.8%	31.8
02/11/2023 22:00:00	39.0	9	11	50	36.9	81.8%	34.9
02/11/2023 23:00:00	40.0	4	5	60	41.3	80.0%	38.2
03/11/2023 00:00:00	40.0	2	2	40	35.0	100.0%	34.5
03/11/2023 01:00:00	40.0	4	5	45	36.5	100.0%	36.0
03/11/2023 02:00:00	55.0	2	2	55	47.5	100.0%	47.0
03/11/2023 03:00:00	0.0	0	0	0	0.0	0.0%	0.0
03/11/2023 04:00:00	0.0	0	0	0	0.0	0.0%	0.0
03/11/2023 05:00:00	0.0	0	0	0	0.0	0.0%	0.0
03/11/2023 06:00:00	0.0	0	0	0	0.0	0.0%	0.0
03/11/2023 07:00:00	42.5	3	4	45	40.0	100.0%	39.8
03/11/2023 08:00:00	45.0	5	6	50	40.5	83.3%	37.8
03/11/2023 09:00:00	44.2	20	23	60	40.8	65.2%	35.3
03/11/2023 10:00:00	44.0	23	27	50	38.9	81.5%	36.3
03/11/2023 11:00:00	37.5	19	22	40	34.5	68.2%	31.3
03/11/2023 12:00:00	40.0	23	27	50	36.8	77.8%	33.2
03/11/2023 13:00:00	45.0	15	18	50	37.8	88.9%	36.3
03/11/2023 14:00:00	43.3	28	33	50	38.1	78.8%	34.4
03/11/2023 15:00:00	45.0	21	25	55	39.0	80.0%	34.4
03/11/2023 16:00:00	45.0	19	22	60	40.7	77.3%	36.9
03/11/2023 17:00:00	39.4	26	31	45	36.1	71.0%	31.8
03/11/2023 18:00:00	46.0	26	31	55	41.5	93.5%	40.1
03/11/2023 19:00:00	41.0	28	33	50	36.2	78.8%	33.9
03/11/2023 20:00:00	38.1	22	26	45	35.0	76.9%	32.9
03/11/2023 21:00:00	41.7	20	24	65	38.5	83.3%	36.1
03/11/2023 22:00:00	45.0	14	16	65	40.0	62.5%	33.9
03/11/2023 23:00:00	47.5	4	5	50	41.5	100.0%	41.0

Incoming Summary
Honeybourne road

from Fri-Oct-13-2023-12-00-AM to Mon-Nov-20-2023-11-59-AM

04/11/2023 00:00:00	37.5	8	9	40	35.0	44.4%	30.4
04/11/2023 01:00:00	35.0	3	4	40	35.0	50.0%	30.8
04/11/2023 02:00:00	40.0	2	2	40	35.0	100.0%	34.5
04/11/2023 03:00:00	50.0	1	1	50	47.5	100.0%	47.0
04/11/2023 04:00:00	0.0	0	0	0	0.0	0.0%	0.0
04/11/2023 05:00:00	0.0	0	0	0	0.0	0.0%	0.0
04/11/2023 06:00:00	0.0	0	0	0	0.0	0.0%	0.0
04/11/2023 07:00:00	40.0	2	2	40	37.5	50.0%	32.0
04/11/2023 08:00:00	50.0	2	2	50	45.0	100.0%	44.5
04/11/2023 09:00:00	45.0	3	4	50	41.3	100.0%	41.0
04/11/2023 10:00:00	47.5	9	11	55	40.5	90.9%	38.8
04/11/2023 11:00:00	41.7	22	26	45	37.0	73.1%	32.6
04/11/2023 12:00:00	39.5	26	31	50	36.5	80.6%	34.3
04/11/2023 13:00:00	46.7	20	24	55	39.9	87.5%	37.7
04/11/2023 14:00:00	43.3	26	30	60	38.4	73.3%	34.8
04/11/2023 15:00:00	43.3	23	27	50	38.5	77.8%	35.7
04/11/2023 16:00:00	43.0	29	34	50	38.2	61.8%	32.5
04/11/2023 17:00:00	41.0	27	32	50	37.3	75.0%	34.1
04/11/2023 18:00:00	38.9	27	32	50	36.5	65.6%	32.5
04/11/2023 19:00:00	39.2	27	32	50	37.5	50.0%	31.6
04/11/2023 20:00:00	41.2	18	21	45	35.9	90.5%	34.7
04/11/2023 21:00:00	38.3	14	16	40	35.5	62.5%	30.9
04/11/2023 22:00:00	38.0	20	23	45	35.0	60.9%	30.9
04/11/2023 23:00:00	35.0	9	11	45	36.5	45.5%	29.3
05/11/2023 00:00:00	40.0	8	9	45	37.5	55.6%	32.0
05/11/2023 01:00:00	35.0	4	5	40	33.5	100.0%	33.2
05/11/2023 02:00:00	50.0	2	2	50	47.5	50.0%	37.0
05/11/2023 03:00:00	40.0	2	2	40	35.0	100.0%	34.5
05/11/2023 04:00:00	0.0	0	0	0	0.0	0.0%	0.0
05/11/2023 05:00:00	40.0	1	1	40	37.5	100.0%	37.0
05/11/2023 06:00:00	0.0	0	0	0	0.0	0.0%	0.0
05/11/2023 07:00:00	35.0	1	1	35	32.5	100.0%	32.0
05/11/2023 08:00:00	0.0	0	0	0	0.0	0.0%	0.0
05/11/2023 09:00:00	50.0	3	3	50	42.5	100.0%	42.0
05/11/2023 10:00:00	40.0	10	12	50	38.1	75.0%	34.6
05/11/2023 11:00:00	42.5	19	22	50	37.8	72.7%	33.0
05/11/2023 12:00:00	43.3	26	30	50	39.1	63.3%	31.6
05/11/2023 13:00:00	43.8	29	34	50	39.1	82.4%	36.1
05/11/2023 14:00:00	41.7	30	35	50	37.1	71.4%	33.7
05/11/2023 15:00:00	43.0	27	32	70	38.9	68.8%	34.0
05/11/2023 16:00:00	39.4	18	21	55	36.4	85.7%	34.8
05/11/2023 17:00:00	41.7	22	26	55	36.8	84.6%	34.9
05/11/2023 18:00:00	42.9	27	32	50	38.4	71.9%	34.4
05/11/2023 19:00:00	39.3	16	19	45	35.7	89.5%	34.0
05/11/2023 20:00:00	31.7	8	10	35	32.5	30.0%	25.1
05/11/2023 21:00:00	45.0	6	7	55	41.5	71.4%	37.0
05/11/2023 22:00:00	40.0	3	4	45	37.5	75.0%	33.3
05/11/2023 23:00:00	45.0	3	3	45	42.5	33.3%	32.3

Incoming Summary
Honeybourne road

from Fri-Oct-13-2023-12-00-AM to Mon-Nov-20-2023-11-59-AM

06/11/2023 00:00:00	45.0	2	2	45	42.5	50.0%	34.5
06/11/2023 01:00:00	35.0	2	2	35	32.5	50.0%	22.0
06/11/2023 02:00:00	0.0	0	0	0	0.0	0.0%	0.0
06/11/2023 03:00:00	35.0	1	1	35	32.5	100.0%	32.0
06/11/2023 04:00:00	0.0	0	0	0	0.0	0.0%	0.0
06/11/2023 05:00:00	0.0	0	0	0	0.0	0.0%	0.0
06/11/2023 06:00:00	0.0	0	0	0	0.0	0.0%	0.0
06/11/2023 07:00:00	48.3	7	8	50	41.7	75.0%	37.1
06/11/2023 08:00:00	45.0	6	7	50	38.2	100.0%	37.7
06/11/2023 09:00:00	47.5	26	30	55	40.8	80.0%	37.6
06/11/2023 10:00:00	45.8	36	42	55	39.0	73.8%	35.0
06/11/2023 11:00:00	43.6	24	28	55	39.8	71.4%	34.8
06/11/2023 12:00:00	45.0	10	12	55	41.1	91.7%	39.5
06/11/2023 13:00:00	39.4	27	32	55	36.4	71.9%	32.9
06/11/2023 14:00:00	44.0	22	26	55	37.7	88.5%	36.0
06/11/2023 15:00:00	44.2	19	22	55	38.7	77.3%	35.8
06/11/2023 16:00:00	40.0	24	28	50	37.2	60.7%	31.8
06/11/2023 17:00:00	42.0	41	48	50	36.7	79.2%	33.7
06/11/2023 18:00:00	46.0	34	40	55	39.3	82.5%	36.3
06/11/2023 19:00:00	37.9	29	34	50	36.0	50.0%	29.9
06/11/2023 20:00:00	42.0	26	31	50	37.9	77.4%	35.3
06/11/2023 21:00:00	45.0	20	23	55	39.5	87.0%	37.5
06/11/2023 22:00:00	39.4	15	18	45	38.0	61.1%	33.7
06/11/2023 23:00:00	40.0	7	8	45	37.5	62.5%	30.8
07/11/2023 00:00:00	35.0	3	4	40	35.0	50.0%	29.5
07/11/2023 01:00:00	0.0	0	0	0	0.0	0.0%	0.0
07/11/2023 02:00:00	35.0	2	2	35	32.5	50.0%	29.5
07/11/2023 03:00:00	0.0	0	0	0	0.0	0.0%	0.0
07/11/2023 04:00:00	0.0	0	0	0	0.0	0.0%	0.0
07/11/2023 05:00:00	0.0	0	0	0	0.0	0.0%	0.0
07/11/2023 06:00:00	0.0	0	0	0	0.0	0.0%	0.0
07/11/2023 07:00:00	40.0	5	6	45	35.8	100.0%	35.5
07/11/2023 08:00:00	48.8	12	14	60	42.1	100.0%	41.8
07/11/2023 09:00:00	48.3	26	30	60	41.5	83.3%	38.8
07/11/2023 10:00:00	45.0	34	40	55	39.8	75.0%	36.3
07/11/2023 11:00:00	38.8	25	29	50	35.4	89.7%	34.1
07/11/2023 12:00:00	45.0	20	23	55	39.1	82.6%	36.7
07/11/2023 13:00:00	42.5	19	22	50	38.1	81.8%	35.7
07/11/2023 14:00:00	42.5	27	32	50	38.9	68.8%	34.3
07/11/2023 15:00:00	45.0	23	27	55	39.5	74.1%	35.3
07/11/2023 16:00:00	41.7	22	26	55	38.2	80.8%	34.7
07/11/2023 17:00:00	43.0	25	29	50	38.8	65.5%	33.6
07/11/2023 18:00:00	44.5	35	41	55	39.9	80.5%	36.8
07/11/2023 19:00:00	39.6	43	51	55	36.0	80.4%	33.9
07/11/2023 20:00:00	39.3	22	26	50	36.4	69.2%	33.2
07/11/2023 21:00:00	45.0	12	14	50	41.0	71.4%	35.8
07/11/2023 22:00:00	40.0	6	7	50	39.2	85.7%	37.3
07/11/2023 23:00:00	40.0	7	8	45	36.7	75.0%	34.0

Incoming Summary
Honeybourne road

from Fri-Oct-13-2023-12-00-AM to Mon-Nov-20-2023-11-59-AM

08/11/2023 00:00:00	30.0	3	4	45	42.5	25.0%	30.8
08/11/2023 01:00:00	45.0	2	2	45	37.5	100.0%	37.0
08/11/2023 02:00:00	0.0	0	0	0	0.0	0.0%	0.0
08/11/2023 03:00:00	0.0	0	0	0	0.0	0.0%	0.0
08/11/2023 04:00:00	0.0	0	0	0	0.0	0.0%	0.0
08/11/2023 05:00:00	0.0	0	0	0	0.0	0.0%	0.0
08/11/2023 06:00:00	0.0	0	0	0	0.0	0.0%	0.0
08/11/2023 07:00:00	44.0	9	11	50	40.2	100.0%	39.9
08/11/2023 08:00:00	42.5	8	9	45	36.8	77.8%	33.8
08/11/2023 09:00:00	45.0	22	26	50	37.5	80.8%	35.0
08/11/2023 10:00:00	46.7	29	34	55	40.8	79.4%	37.7
08/11/2023 11:00:00	38.3	36	42	50	35.7	59.5%	31.6
08/11/2023 12:00:00	40.0	19	22	55	37.5	68.2%	33.8
08/11/2023 13:00:00	45.0	23	27	50	37.7	77.8%	34.9
08/11/2023 14:00:00	41.7	25	29	50	37.0	75.9%	33.6
08/11/2023 15:00:00	43.3	24	28	60	38.5	71.4%	34.9
08/11/2023 16:00:00	44.0	29	34	55	38.8	79.4%	35.3
08/11/2023 17:00:00	40.0	28	33	45	37.3	72.7%	33.7
08/11/2023 18:00:00	40.6	44	52	50	37.1	65.4%	32.9
08/11/2023 19:00:00	38.8	37	43	45	36.2	60.5%	32.2
08/11/2023 20:00:00	42.0	20	24	50	37.8	70.8%	34.0
08/11/2023 21:00:00	41.7	20	23	50	37.9	56.5%	32.9
08/11/2023 22:00:00	34.6	20	24	45	33.8	62.5%	30.6
08/11/2023 23:00:00	40.0	7	8	50	36.7	75.0%	34.0
09/11/2023 00:00:00	50.0	3	3	50	47.5	33.3%	32.0
09/11/2023 01:00:00	50.0	3	3	50	40.8	100.0%	40.3
09/11/2023 02:00:00	0.0	0	0	0	0.0	0.0%	0.0
09/11/2023 03:00:00	0.0	0	0	0	0.0	0.0%	0.0
09/11/2023 04:00:00	0.0	0	0	0	0.0	0.0%	0.0
09/11/2023 05:00:00	0.0	0	0	0	0.0	0.0%	0.0
09/11/2023 06:00:00	0.0	0	0	0	0.0	0.0%	0.0
09/11/2023 07:00:00	45.0	6	7	50	41.1	100.0%	40.6
09/11/2023 08:00:00	43.3	9	11	50	38.6	81.8%	36.1
09/11/2023 09:00:00	44.3	25	29	60	39.9	86.2%	37.9
09/11/2023 10:00:00	43.3	25	29	55	38.5	82.8%	36.1
09/11/2023 11:00:00	39.0	24	28	50	36.8	50.0%	28.8
09/11/2023 12:00:00	45.0	25	29	55	38.1	82.8%	35.5
09/11/2023 13:00:00	45.0	24	28	55	38.6	82.1%	36.3
09/11/2023 14:00:00	45.0	26	30	55	39.0	80.0%	35.7
09/11/2023 15:00:00	42.5	22	26	50	37.5	73.1%	33.7
09/11/2023 16:00:00	40.0	26	30	50	36.5	66.7%	31.6
09/11/2023 17:00:00	42.9	31	36	55	38.3	86.1%	36.4
09/11/2023 18:00:00	40.8	27	32	45	36.8	65.6%	33.0
09/11/2023 19:00:00	41.2	34	40	50	37.2	77.5%	34.1
09/11/2023 20:00:00	43.3	17	20	50	38.2	75.0%	34.8
09/11/2023 21:00:00	37.5	15	18	45	34.5	83.3%	32.2
09/11/2023 22:00:00	42.5	11	13	50	38.1	69.2%	34.5
09/11/2023 23:00:00	40.0	8	9	45	34.6	77.8%	32.7

Incoming Summary
Honeybourne road

from Fri-Oct-13-2023-12-00-AM to Mon-Nov-20-2023-11-59-AM

10/11/2023 00:00:00	40.0	6	7	45	37.5	42.9%	30.7
10/11/2023 01:00:00	45.0	3	3	45	37.5	100.0%	37.0
10/11/2023 02:00:00	0.0	0	0	0	0.0	0.0%	0.0
10/11/2023 03:00:00	0.0	0	0	0	0.0	0.0%	0.0
10/11/2023 04:00:00	0.0	0	0	0	0.0	0.0%	0.0
10/11/2023 05:00:00	0.0	0	0	0	0.0	0.0%	0.0
10/11/2023 06:00:00	0.0	0	0	0	0.0	0.0%	0.0
10/11/2023 07:00:00	44.0	6	7	45	41.1	100.0%	40.9
10/11/2023 08:00:00	50.0	6	7	55	41.8	100.0%	41.3
10/11/2023 09:00:00	45.0	20	24	55	38.0	79.2%	34.9
10/11/2023 10:00:00	42.5	35	41	50	37.8	82.9%	35.6
10/11/2023 11:00:00	43.5	26	31	50	39.2	77.4%	36.2
10/11/2023 12:00:00	43.3	14	16	55	38.4	68.8%	31.4
10/11/2023 13:00:00	44.3	26	31	55	40.3	64.5%	33.5
10/11/2023 14:00:00	46.2	23	27	55	39.8	74.1%	35.5
10/11/2023 15:00:00	44.2	20	23	50	39.5	87.0%	37.4
10/11/2023 16:00:00	43.9	26	31	50	39.7	80.6%	37.1
10/11/2023 17:00:00	42.5	30	35	50	38.3	74.3%	34.8
10/11/2023 18:00:00	39.6	39	46	65	38.4	58.7%	32.0
10/11/2023 19:00:00	43.8	31	36	55	38.9	61.1%	33.6
10/11/2023 20:00:00	41.2	20	24	55	37.8	79.2%	34.9
10/11/2023 21:00:00	38.0	17	20	45	36.0	50.0%	30.4
10/11/2023 22:00:00	33.8	8	10	45	34.5	50.0%	30.7
10/11/2023 23:00:00	43.8	8	9	45	39.6	77.8%	35.9
11/11/2023 00:00:00	35.0	8	10	45	35.5	50.0%	29.7
11/11/2023 01:00:00	38.8	6	7	40	36.5	71.4%	33.6
11/11/2023 02:00:00	40.0	1	1	40	37.5	100.0%	37.0
11/11/2023 03:00:00	0.0	0	0	0	0.0	0.0%	0.0
11/11/2023 04:00:00	0.0	0	0	0	0.0	0.0%	0.0
11/11/2023 05:00:00	45.0	1	1	45	42.5	100.0%	42.0
11/11/2023 06:00:00	0.0	0	0	0	0.0	0.0%	0.0
11/11/2023 07:00:00	45.0	4	5	50	37.5	100.0%	37.2
11/11/2023 08:00:00	50.0	3	3	50	40.8	100.0%	40.3
11/11/2023 09:00:00	40.0	4	5	50	39.2	60.0%	34.0
11/11/2023 10:00:00	45.0	13	15	50	36.8	93.3%	35.8
11/11/2023 11:00:00	42.5	22	26	55	38.0	80.8%	35.1
11/11/2023 12:00:00	38.8	20	23	50	35.7	73.9%	32.1
11/11/2023 13:00:00	41.2	23	27	50	37.0	77.8%	33.1
11/11/2023 14:00:00	43.8	37	43	55	39.4	67.4%	33.9
11/11/2023 15:00:00	46.7	26	31	55	40.3	80.6%	37.5
11/11/2023 16:00:00	43.8	29	34	55	39.2	79.4%	36.0
11/11/2023 17:00:00	46.0	30	35	55	39.5	65.7%	34.0
11/11/2023 18:00:00	38.1	36	42	50	35.5	59.5%	31.1
11/11/2023 19:00:00	38.8	29	34	50	35.6	70.6%	32.8
11/11/2023 20:00:00	39.0	7	8	40	37.5	62.5%	33.6
11/11/2023 21:00:00	41.2	15	18	45	36.3	72.2%	33.6
11/11/2023 22:00:00	43.3	10	12	55	39.2	75.0%	35.5
11/11/2023 23:00:00	38.3	8	9	40	35.0	66.7%	32.2

Incoming Summary
Honeybourne road

from Fri-Oct-13-2023-12-00-AM to Mon-Nov-20-2023-11-59-AM

12/11/2023 00:00:00	35.0	5	6	45	35.8	50.0%	30.5
12/11/2023 01:00:00	37.5	4	5	40	34.5	100.0%	34.0
12/11/2023 02:00:00	0.0	0	0	0	0.0	0.0%	0.0
12/11/2023 03:00:00	0.0	0	0	0	0.0	0.0%	0.0
12/11/2023 04:00:00	0.0	0	0	0	0.0	0.0%	0.0
12/11/2023 05:00:00	0.0	0	0	0	0.0	0.0%	0.0
12/11/2023 06:00:00	0.0	0	0	0	0.0	0.0%	0.0
12/11/2023 07:00:00	39.0	5	6	40	36.7	100.0%	36.2
12/11/2023 08:00:00	50.0	1	1	50	47.5	100.0%	47.0
12/11/2023 09:00:00	45.0	1	1	45	42.5	100.0%	42.0
12/11/2023 10:00:00	45.0	14	16	55	42.1	75.0%	36.6
12/11/2023 11:00:00	44.2	23	27	60	37.9	92.6%	36.4
12/11/2023 12:00:00	44.0	26	30	50	40.0	73.3%	35.3
12/11/2023 13:00:00	44.0	26	30	50	39.0	76.7%	35.5
12/11/2023 14:00:00	42.1	27	32	50	37.3	81.3%	35.1
12/11/2023 15:00:00	42.5	18	21	50	37.5	85.7%	35.3
12/11/2023 16:00:00	44.3	21	25	55	39.9	84.0%	37.1
12/11/2023 17:00:00	42.5	17	20	60	38.8	75.0%	35.7
12/11/2023 18:00:00	38.8	18	21	50	36.2	71.4%	32.0
12/11/2023 19:00:00	39.3	15	18	45	36.7	72.2%	33.6
12/11/2023 20:00:00	40.0	11	13	45	35.7	84.6%	34.1
12/11/2023 21:00:00	38.3	8	10	50	35.8	90.0%	34.5
12/11/2023 22:00:00	42.5	5	6	45	37.5	100.0%	37.0
12/11/2023 23:00:00	40.0	8	9	45	36.3	88.9%	34.8
13/11/2023 00:00:00	45.0	5	6	50	40.5	83.3%	37.8
13/11/2023 01:00:00	40.0	3	3	40	35.8	100.0%	35.7
13/11/2023 02:00:00	0.0	0	0	0	0.0	0.0%	0.0
13/11/2023 03:00:00	0.0	0	0	0	0.0	0.0%	0.0
13/11/2023 04:00:00	0.0	0	0	0	0.0	0.0%	0.0
13/11/2023 05:00:00	0.0	0	0	0	0.0	0.0%	0.0
13/11/2023 06:00:00	20.0	1	1	20	0.0	0.0%	17.0
13/11/2023 07:00:00	45.0	7	8	50	40.8	75.0%	36.5
13/11/2023 08:00:00	39.4	9	11	45	37.5	90.9%	36.4
13/11/2023 09:00:00	45.0	21	25	55	40.4	68.0%	35.5
13/11/2023 10:00:00	43.6	30	35	55	39.1	88.6%	37.5
13/11/2023 11:00:00	45.0	23	27	55	38.8	88.9%	37.2
13/11/2023 12:00:00	45.0	19	22	50	39.2	81.8%	36.5
13/11/2023 13:00:00	42.5	19	22	50	38.5	68.2%	34.8
13/11/2023 14:00:00	41.2	21	25	50	37.3	80.0%	35.1
13/11/2023 15:00:00	44.2	25	29	50	39.0	82.8%	36.3
13/11/2023 16:00:00	39.0	20	24	65	37.8	62.5%	32.0
13/11/2023 17:00:00	41.7	33	39	55	37.8	76.9%	34.4
13/11/2023 18:00:00	41.0	28	33	50	37.3	78.8%	34.8
13/11/2023 19:00:00	42.0	31	36	50	38.2	58.3%	32.7
13/11/2023 20:00:00	42.5	13	15	50	37.5	73.3%	34.5
13/11/2023 21:00:00	45.0	13	15	55	41.3	53.3%	34.5
13/11/2023 22:00:00	42.5	10	12	50	38.6	75.0%	35.4
13/11/2023 23:00:00	40.0	3	4	65	45.8	75.0%	40.8

Incoming Summary
Honeybourne road

from Fri-Oct-13-2023-12-00-AM to Mon-Nov-20-2023-11-59-AM

14/11/2023 00:00:00	50.0	3	3	50	47.5	66.7%	40.3
14/11/2023 01:00:00	40.0	2	2	40	35.0	100.0%	34.5
14/11/2023 02:00:00	0.0	0	0	0	0.0	0.0%	0.0
14/11/2023 03:00:00	0.0	0	0	0	0.0	0.0%	0.0
14/11/2023 04:00:00	0.0	0	0	0	0.0	0.0%	0.0
14/11/2023 05:00:00	0.0	0	0	0	0.0	0.0%	0.0
14/11/2023 06:00:00	0.0	0	0	0	0.0	0.0%	0.0
14/11/2023 07:00:00	39.0	4	5	40	37.5	100.0%	37.4
14/11/2023 08:00:00	45.0	10	12	50	40.4	100.0%	40.2
14/11/2023 09:00:00	50.0	23	27	55	43.1	66.7%	36.6
14/11/2023 10:00:00	43.6	33	39	50	38.6	82.1%	36.2
14/11/2023 11:00:00	43.0	26	31	55	38.1	77.4%	35.2
14/11/2023 12:00:00	41.2	16	19	45	37.5	73.7%	34.0
14/11/2023 13:00:00	43.8	21	25	50	39.1	64.0%	34.1
14/11/2023 14:00:00	42.5	11	13	45	37.5	84.6%	34.4
14/11/2023 15:00:00	39.0	30	35	45	35.8	68.6%	32.3
14/11/2023 16:00:00	40.0	22	26	50	37.3	80.8%	34.9
14/11/2023 17:00:00	42.5	29	34	50	37.9	73.5%	34.4
14/11/2023 18:00:00	44.2	41	48	50	39.9	75.0%	35.9
14/11/2023 19:00:00	39.0	35	41	50	35.8	58.5%	30.7
14/11/2023 20:00:00	38.3	21	25	45	36.3	52.0%	31.0
14/11/2023 21:00:00	40.0	17	20	50	38.0	55.0%	32.1
14/11/2023 22:00:00	38.3	11	13	45	36.7	46.2%	28.6
14/11/2023 23:00:00	40.0	6	7	55	42.5	42.9%	32.9
15/11/2023 00:00:00	40.0	4	5	45	37.5	80.0%	35.0
15/11/2023 01:00:00	50.0	3	3	50	42.5	66.7%	33.7
15/11/2023 02:00:00	25.0	1	1	25	0.0	0.0%	22.0
15/11/2023 03:00:00	0.0	0	0	0	0.0	0.0%	0.0
15/11/2023 04:00:00	35.0	1	1	35	32.5	100.0%	32.0
15/11/2023 05:00:00	0.0	0	0	0	0.0	0.0%	0.0
15/11/2023 06:00:00	0.0	0	0	0	0.0	0.0%	0.0
15/11/2023 07:00:00	40.0	4	5	45	36.5	100.0%	36.2
15/11/2023 08:00:00	45.0	11	13	55	38.5	76.9%	35.1
15/11/2023 09:00:00	47.5	25	29	55	41.6	75.9%	37.7
15/11/2023 10:00:00	41.9	46	54	55	38.2	64.8%	33.2
15/11/2023 11:00:00	41.9	34	40	55	38.6	57.5%	32.5
15/11/2023 12:00:00	40.0	40	47	55	36.7	66.0%	32.2
15/11/2023 13:00:00	40.0	31	36	50	36.2	75.0%	32.7
15/11/2023 14:00:00	38.6	23	27	50	35.8	66.7%	31.5
15/11/2023 15:00:00	42.5	22	26	50	38.3	76.9%	35.0
15/11/2023 16:00:00	46.7	20	23	65	41.9	69.6%	35.3
15/11/2023 17:00:00	46.4	27	32	50	40.0	81.3%	37.2
15/11/2023 18:00:00	43.3	21	25	50	38.6	76.0%	35.0
15/11/2023 19:00:00	41.2	30	35	50	37.3	65.7%	32.7
15/11/2023 20:00:00	41.2	21	25	55	36.1	72.0%	33.2
15/11/2023 21:00:00	43.8	13	15	50	39.7	60.0%	33.4
15/11/2023 22:00:00	42.5	14	16	50	38.8	50.0%	31.5
15/11/2023 23:00:00	47.5	7	8	50	41.7	75.0%	37.1

Incoming Summary
Honeybourne road

from Fri-Oct-13-2023-12-00-AM to Mon-Nov-20-2023-11-59-AM

16/11/2023 00:00:00	40.0	3	4	50	38.8	100.0%	38.5
16/11/2023 01:00:00	50.0	3	3	50	45.8	100.0%	45.3
16/11/2023 02:00:00	50.0	1	1	50	47.5	100.0%	47.0
16/11/2023 03:00:00	0.0	0	0	0	0.0	0.0%	0.0
16/11/2023 04:00:00	50.0	1	1	50	47.5	100.0%	47.0
16/11/2023 05:00:00	0.0	0	0	0	0.0	0.0%	0.0
16/11/2023 06:00:00	40.0	1	1	40	37.5	100.0%	37.0
16/11/2023 07:00:00	43.8	6	7	45	38.9	100.0%	38.6
16/11/2023 08:00:00	43.3	9	11	50	39.5	90.9%	38.0
16/11/2023 09:00:00	45.0	27	32	60	41.3	62.5%	35.0
16/11/2023 10:00:00	44.4	28	33	55	39.8	78.8%	36.7
16/11/2023 11:00:00	45.0	24	28	60	38.3	85.7%	36.1
16/11/2023 12:00:00	43.3	22	26	55	39.2	57.7%	33.7
16/11/2023 13:00:00	40.0	26	31	50	37.1	74.2%	33.5
16/11/2023 14:00:00	44.2	21	25	55	40.3	72.0%	35.1
16/11/2023 15:00:00	43.6	26	31	55	39.6	67.7%	33.9
16/11/2023 16:00:00	41.2	35	41	50	36.6	82.9%	34.6
16/11/2023 17:00:00	42.0	26	31	65	38.9	71.0%	34.8
16/11/2023 18:00:00	43.3	39	46	55	38.8	84.8%	36.6
16/11/2023 19:00:00	38.1	44	52	55	38.0	38.5%	29.7
16/11/2023 20:00:00	39.5	31	37	50	37.1	64.9%	32.5
16/11/2023 21:00:00	38.6	18	21	45	36.0	61.9%	31.5
16/11/2023 22:00:00	40.0	7	8	45	36.5	62.5%	32.8
16/11/2023 23:00:00	41.7	12	14	45	37.5	78.6%	34.1
17/11/2023 00:00:00	40.0	1	1	40	37.5	100.0%	37.0
17/11/2023 01:00:00	35.0	1	1	35	32.5	100.0%	32.0
17/11/2023 02:00:00	40.0	1	1	40	37.5	100.0%	37.0
17/11/2023 03:00:00	0.0	0	0	0	0.0	0.0%	0.0
17/11/2023 04:00:00	0.0	0	0	0	0.0	0.0%	0.0
17/11/2023 05:00:00	0.0	0	0	0	0.0	0.0%	0.0
17/11/2023 06:00:00	0.0	0	0	0	0.0	0.0%	0.0
17/11/2023 07:00:00	45.0	6	7	50	38.9	100.0%	38.6
17/11/2023 08:00:00	44.2	9	11	50	40.2	100.0%	40.0
17/11/2023 09:00:00	45.0	20	24	55	40.0	58.3%	34.0
17/11/2023 10:00:00	42.5	31	37	50	37.8	81.1%	35.6
17/11/2023 11:00:00	40.0	32	38	55	37.1	68.4%	33.4
17/11/2023 12:00:00	45.0	20	24	55	40.0	83.3%	37.6
17/11/2023 13:00:00	43.8	26	30	55	38.4	90.0%	36.8
17/11/2023 14:00:00	43.8	18	21	50	38.6	66.7%	32.5
17/11/2023 15:00:00	43.3	28	33	50	38.4	66.7%	33.1
17/11/2023 16:00:00	42.9	34	40	60	38.3	82.5%	35.5
17/11/2023 17:00:00	43.8	29	34	55	40.0	64.7%	33.8
17/11/2023 18:00:00	40.0	48	57	60	37.3	70.2%	33.4
17/11/2023 19:00:00	42.0	31	36	55	37.5	66.7%	33.6
17/11/2023 20:00:00	44.0	27	32	65	39.9	78.1%	36.6
17/11/2023 21:00:00	42.1	28	33	55	37.3	75.8%	34.3
17/11/2023 22:00:00	37.5	13	15	45	34.3	73.3%	31.5
17/11/2023 23:00:00	38.3	6	7	40	35.5	71.4%	32.1

Incoming Summary
Honeybourne road

from Fri-Oct-13-2023-12-00-AM to Mon-Nov-20-2023-11-59-AM

18/11/2023 00:00:00	35.0	9	11	40	34.5	45.5%	29.8
18/11/2023 01:00:00	50.0	3	3	50	42.5	100.0%	42.0
18/11/2023 02:00:00	50.0	2	2	50	40.0	100.0%	39.5
18/11/2023 03:00:00	0.0	0	0	0	0.0	0.0%	0.0
18/11/2023 04:00:00	0.0	0	0	0	0.0	0.0%	0.0
18/11/2023 05:00:00	0.0	0	0	0	0.0	0.0%	0.0
18/11/2023 06:00:00	0.0	0	0	0	0.0	0.0%	0.0
18/11/2023 07:00:00	37.5	3	4	40	35.8	75.0%	33.3
18/11/2023 08:00:00	55.0	2	2	55	50.0	100.0%	49.5
18/11/2023 09:00:00	43.8	4	5	45	40.5	100.0%	40.2
18/11/2023 10:00:00	48.3	11	13	55	42.1	100.0%	41.8
18/11/2023 11:00:00	44.3	19	22	50	40.0	81.8%	36.9
18/11/2023 12:00:00	44.0	29	34	50	38.8	76.5%	35.5
18/11/2023 13:00:00	44.0	31	37	70	38.7	78.4%	35.6
18/11/2023 14:00:00	47.5	28	33	60	39.6	78.8%	36.1
18/11/2023 15:00:00	42.5	22	26	45	38.2	80.8%	35.7
18/11/2023 16:00:00	39.0	26	31	45	36.1	58.1%	30.1
18/11/2023 17:00:00	42.0	41	48	50	37.6	77.1%	34.7
18/11/2023 18:00:00	42.2	30	35	45	37.7	80.0%	35.2
18/11/2023 19:00:00	39.3	24	28	55	36.9	60.7%	32.0
18/11/2023 20:00:00	39.0	22	26	45	35.9	61.5%	32.0
18/11/2023 21:00:00	38.3	16	19	45	35.2	78.9%	33.3
18/11/2023 22:00:00	39.0	9	11	45	36.4	81.8%	34.4
18/11/2023 23:00:00	40.0	10	12	45	36.4	75.0%	32.9
19/11/2023 00:00:00	45.0	8	9	50	37.5	77.8%	34.9
19/11/2023 01:00:00	40.0	3	4	55	40.8	75.0%	37.0
19/11/2023 02:00:00	35.0	2	2	35	32.5	50.0%	29.5
19/11/2023 03:00:00	0.0	0	0	0	0.0	0.0%	0.0
19/11/2023 04:00:00	45.0	1	1	45	42.5	100.0%	42.0
19/11/2023 05:00:00	0.0	0	0	0	0.0	0.0%	0.0
19/11/2023 06:00:00	0.0	0	0	0	0.0	0.0%	0.0
19/11/2023 07:00:00	40.0	3	4	45	37.5	100.0%	37.0
19/11/2023 08:00:00	45.0	3	3	45	39.2	100.0%	38.7
19/11/2023 09:00:00	50.0	3	3	50	40.8	100.0%	40.3
19/11/2023 10:00:00	45.0	7	8	50	38.9	87.5%	37.1
19/11/2023 11:00:00	45.0	14	16	55	38.6	87.5%	35.8
19/11/2023 12:00:00	42.5	31	36	50	37.9	77.8%	34.9
19/11/2023 13:00:00	48.3	23	27	55	40.0	74.1%	35.7
19/11/2023 14:00:00	40.0	39	46	45	36.7	71.7%	33.5
19/11/2023 15:00:00	45.0	21	25	50	40.4	76.0%	36.6
19/11/2023 16:00:00	44.5	33	39	55	39.6	87.2%	37.5
19/11/2023 17:00:00	44.3	21	25	50	40.1	76.0%	36.5
19/11/2023 18:00:00	42.5	24	28	50	38.3	67.9%	34.4
19/11/2023 19:00:00	39.4	20	23	45	35.7	82.6%	33.5
19/11/2023 20:00:00	41.2	17	20	45	37.5	80.0%	35.2
19/11/2023 21:00:00	39.0	14	17	45	36.3	70.6%	33.1
19/11/2023 22:00:00	50.0	7	8	55	40.5	62.5%	34.5
19/11/2023 23:00:00	50.0	2	2	50	42.5	100.0%	42.0

Incoming Summary
Honeybourne road

from Fri-Oct-13-2023-12-00-AM to Mon-Nov-20-2023-11-59-AM

20/11/2023 00:00:00	45.0	3	3	45	40.8	100.0%	40.3
20/11/2023 01:00:00	55.0	3	3	55	40.8	100.0%	40.3
20/11/2023 02:00:00	0.0	0	0	0	0.0	0.0%	0.0
20/11/2023 03:00:00	0.0	0	0	0	0.0	0.0%	0.0
20/11/2023 04:00:00	0.0	0	0	0	0.0	0.0%	0.0
20/11/2023 05:00:00	0.0	0	0	0	0.0	0.0%	0.0
20/11/2023 06:00:00	0.0	0	0	0	0.0	0.0%	0.0
20/11/2023 07:00:00	40.0	10	12	45	36.5	83.3%	34.3
20/11/2023 08:00:00	50.0	7	8	55	42.5	87.5%	40.3
20/11/2023 09:00:00	47.5	24	28	55	40.5	71.4%	36.2
20/11/2023 10:00:00	43.3	42	49	50	38.1	69.4%	33.7
20/11/2023 11:00:00	42.5	21	25	50	37.3	92.0%	36.0
20/11/2023 12:00:00	45.0	7	8	50	37.5	62.5%	32.6

Day/Time Ending	85th pctl (MPH)	85th pctl cnts	Total Cnts	Max Speed	Avg Speeder	% Speeders	Avg Speed
14/10/2023 00:00:00	39.2	422	497	55	36.4	61.4%	31.9
15/10/2023 00:00:00	43.0	327	385	60	38.4	70.1%	34.0
16/10/2023 00:00:00	44.0	291	342	65	39.0	77.2%	35.4
17/10/2023 00:00:00	43.4	335	394	60	38.5	78.7%	35.4
18/10/2023 00:00:00	43.9	353	415	65	38.6	75.7%	35.0
19/10/2023 00:00:00	43.6	357	420	65	38.8	75.5%	34.9
20/10/2023 00:00:00	43.2	359	422	65	38.5	74.9%	35.0
21/10/2023 00:00:00	43.4	291	342	60	38.6	75.1%	35.0
22/10/2023 00:00:00	42.8	317	373	55	38.1	75.3%	34.6
23/10/2023 00:00:00	43.6	255	300	60	38.7	75.7%	34.7
24/10/2023 00:00:00	43.0	343	404	65	38.4	78.5%	35.2
25/10/2023 00:00:00	42.4	350	412	65	38.2	72.3%	34.2
26/10/2023 00:00:00	43.1	377	443	60	38.3	73.8%	34.7
27/10/2023 00:00:00	43.0	344	405	60	38.5	80.2%	35.7
28/10/2023 00:00:00	42.5	413	486	60	37.9	74.5%	34.6
29/10/2023 00:00:00	43.6	308	362	65	38.6	71.3%	34.1
30/10/2023 00:00:00	42.5	281	331	55	38.1	71.9%	33.7
31/10/2023 00:00:00	42.9	336	395	60	38.1	79.5%	35.1
01/11/2023 00:00:00	42.3	365	429	65	38.1	73.0%	34.1
02/11/2023 00:00:00	41.9	355	418	60	37.6	74.4%	34.1
03/11/2023 00:00:00	43.1	314	370	60	38.1	77.3%	34.6
04/11/2023 00:00:00	43.3	331	389	65	38.2	78.1%	34.9
05/11/2023 00:00:00	41.8	318	374	60	37.6	70.9%	33.7
06/11/2023 00:00:00	42.5	258	303	70	37.8	74.3%	33.9
07/11/2023 00:00:00	43.2	377	444	55	38.3	74.5%	34.6
08/11/2023 00:00:00	43.4	366	431	60	38.6	78.0%	35.5
09/11/2023 00:00:00	41.6	403	474	60	37.6	70.5%	33.9
10/11/2023 00:00:00	42.5	361	425	60	37.9	76.2%	34.5
11/11/2023 00:00:00	43.2	366	431	65	38.7	72.2%	34.5
12/11/2023 00:00:00	42.5	327	385	55	37.8	72.7%	34.0
13/11/2023 00:00:00	42.8	252	297	60	38.1	81.5%	35.4
14/11/2023 00:00:00	43.0	331	389	65	38.6	75.3%	35.2
15/11/2023 00:00:00	42.6	363	427	55	38.2	70.5%	34.1
16/11/2023 00:00:00	42.8	395	465	65	38.3	69.5%	33.8
17/11/2023 00:00:00	43.0	409	481	65	38.6	70.5%	34.3
18/11/2023 00:00:00	42.7	418	492	65	38.2	73.8%	34.5
19/11/2023 00:00:00	42.8	340	400	70	38.1	76.0%	34.8
20/11/2023 00:00:00	43.3	289	340	55	38.5	77.9%	35.4
20/11/2023 11:59:59	44.0	113	133	55	38.6	76.7%	35.2

Incoming Weekly Counts
Honeybourne road

from Fri-Oct-13-2023-12-00-AM to Mon-Nov-20-2023-11-59-AM

	09/10/2023	to	15/10/2023							
	Monday	Tuesday	Wednesday	Thursday	Friday	Saturday	Sunday	Week	Weekend	Week Day 85%
Hour	09/10/2023	10/10/2023	11/10/2023	12/10/2023	13/10/2023	14/10/2023	15/10/2023	Day Avg	Avg	Avg Speed
0 - 1	*	*	*	*	0	0	3	0	1.5	0
1 - 2	*	*	*	*	1	0	2	1	1	30
2 - 3	*	*	*	*	1	0	0	1	0	30
3 - 4	*	*	*	*	0	0	0	0	0	0
4 - 5	*	*	*	*	1	0	2	1	1	20
5 - 6	*	*	*	*	3	3	4	3	3.5	40
6 - 7	*	*	*	*	8	2	0	8	1	38.3
7 - 8	*	*	*	*	38	3	5	38	4	35.8
8 - 9	*	*	*	*	46	14	22	46	18	37.9
9 - 10	*	*	*	*	35	28	19	35	23.5	39
10 - 11	*	*	*	*	34	36	17	34	26.5	35.8
11 - 12	*	*	*	*	22	37	33	22	35	38.8
12 - 13	*	*	*	*	24	41	37	24	39	37
13 - 14	*	*	*	*	33	38	43	33	40.5	38.3
14 - 15	*	*	*	*	43	22	31	43	26.5	37.1
15 - 16	*	*	*	*	27	35	24	27	29.5	33.8
16 - 17	*	*	*	*	41	26	21	41	23.5	43.3
17 - 18	*	*	*	*	36	43	21	36	32	47
18 - 19	*	*	*	*	35	15	21	35	18	43.8
19 - 20	*	*	*	*	24	18	16	24	17	40
20 - 21	*	*	*	*	19	8	9	19	8.5	42.5
21 - 22	*	*	*	*	11	4	7	11	5.5	36.7
22 - 23	*	*	*	*	9	5	3	9	4	32.5
23 - 24	*	*	*	*	6	7	2	6	4.5	47.5
Totals	0	0	0	0	497	385	342			
% of Total	0%	0%	0%	0%	40.6%	31.45%	27.94%			

Incoming Weekly Counts
Honeybourne road

from Fri-Oct-13-2023-12-00-AM to Mon-Nov-20-2023-11-59-AM

	16/10/2023	to	22/10/2023							
	Monday	Tuesday	Wednesday	Thursday	Friday	Saturday	Sunday	Week	Weekend	Week Day 85%
Hour	16/10/2023	17/10/2023	18/10/2023	19/10/2023	20/10/2023	21/10/2023	22/10/2023	Day Avg	Avg	Avg Speed
0 - 1	1	0	0	2	1	3	2	0.8	2.5	41.67
1 - 2	0	0	0	2	1	0	1	0.6	0.5	47.5
2 - 3	0	0	0	0	0	0	0	0	0	0
3 - 4	3	1	0	0	0	0	0	0.8	0	40
4 - 5	0	0	3	1	1	0	0	1	0	45
5 - 6	9	8	4	6	3	1	5	6	3	44.5
6 - 7	5	4	8	5	7	1	1	5.8	1	43
7 - 8	19	25	19	28	19	2	3	22	2.5	44.46
8 - 9	46	42	39	32	21	10	15	36	12.5	42.66
9 - 10	33	18	43	32	21	34	22	29.4	28	43.24
10 - 11	17	25	22	31	17	38	18	22.4	28	41.8
11 - 12	16	36	29	21	19	24	32	24.2	28	42.16
12 - 13	28	26	23	39	19	33	26	27	29.5	42.22
13 - 14	14	22	17	23	21	29	22	19.4	25.5	44
14 - 15	24	21	25	23	28	25	23	24.2	24	43
15 - 16	45	35	41	40	14	32	28	35	30	44.08
16 - 17	35	33	34	35	27	24	26	32.8	25	44.06
17 - 18	38	39	49	34	32	38	27	38.4	32.5	43.7
18 - 19	21	29	20	27	30	27	12	25.4	19.5	43
19 - 20	13	23	15	18	18	24	17	17.4	20.5	41.24
20 - 21	16	6	18	11	19	12	10	14	11	41.9
21 - 22	6	13	8	7	10	5	5	8.8	5	41.16
22 - 23	2	7	1	4	8	4	4	4.4	4	41.5
23 - 24	3	2	2	1	6	7	1	2.8	4	49
Totals	394	415	420	422	342	373	300			
% of Total	14.78%	15.57%	15.75%	15.83%	12.83%	13.99%	11.25%			

Incoming Weekly Counts
Honeybourne road

from Fri-Oct-13-2023-12-00-AM to Mon-Nov-20-2023-11-59-AM

	23/10/2023	to	29/10/2023							
	Monday	Tuesday	Wednesday	Thursday	Friday	Saturday	Sunday	Week	Weekend	Week Day 85%
Hour	23/10/2023	24/10/2023	25/10/2023	26/10/2023	27/10/2023	28/10/2023	29/10/2023	Day Avg	Avg	Avg Speed
0 - 1	2	0	2	1	4	2	1	1.8	1.5	44.58
1 - 2	1	0	1	1	0	0	4	0.6	2	50
2 - 3	0	0	0	0	0	2	2	0	2	0
3 - 4	0	0	0	0	0	0	0	0	0	0
4 - 5	0	0	0	0	0	0	0	0	0	0
5 - 6	7	8	7	5	6	4	0	6.6	2	45.16
6 - 7	8	9	11	7	9	4	5	8.8	4.5	43.26
7 - 8	16	21	25	24	19	2	2	21	2	43.84
8 - 9	31	44	36	32	26	9	8	33.8	8.5	44.4
9 - 10	26	21	35	27	31	24	12	28	18	41.96
10 - 11	31	31	33	21	34	27	26	30	26.5	40.14
11 - 12	30	25	31	21	27	35	25	26.8	30	42.64
12 - 13	19	25	28	36	38	26	21	29.2	23.5	41.84
13 - 14	20	22	36	30	25	33	28	26.6	30.5	42.9
14 - 15	38	21	19	25	28	36	37	26.2	36.5	42.56
15 - 16	27	35	42	22	49	31	37	35	34	44.18
16 - 17	47	41	29	37	31	30	32	37	31	43.52
17 - 18	46	26	45	36	46	35	26	39.8	30.5	43.98
18 - 19	22	34	21	24	44	15	23	29	19	40.26
19 - 20	13	20	16	28	30	23	17	21.4	20	40.54
20 - 21	11	11	15	13	17	5	14	13.4	9.5	39.24
21 - 22	4	9	9	9	7	9	4	7.6	6.5	41.16
22 - 23	3	5	1	3	9	5	6	4.2	5.5	46.76
23 - 24	2	4	1	3	6	5	1	3.2	3	38
Totals	404	412	443	405	486	362	331			
% of Total	14.21%	14.49%	15.58%	14.25%	17.09%	12.73%	11.64%			

Incoming Weekly Counts
Honeybourne road

from Fri-Oct-13-2023-12-00-AM to Mon-Nov-20-2023-11-59-AM

	30/10/2023	to	05/11/2023							
	Monday	Tuesday	Wednesday	Thursday	Friday	Saturday	Sunday	Week	Weekend	Week Day 85%
Hour	30/10/2023	31/10/2023	01/11/2023	02/11/2023	03/11/2023	04/11/2023	05/11/2023	Day Avg	Avg	Avg Speed
0 - 1	1	3	2	3	5	4	5	2.8	4.5	43
1 - 2	0	1	3	0	2	2	2	1.2	2	51.67
2 - 3	0	0	0	0	0	1	2	0	1.5	0
3 - 4	0	0	0	0	0	0	0	0	0	0
4 - 5	0	0	1	0	0	0	1	0.2	0.5	40
5 - 6	0	0	0	0	0	0	0	0	0	0
6 - 7	10	8	6	5	4	2	1	6.6	1.5	42.26
7 - 8	10	8	6	10	6	2	0	8	1	42.34
8 - 9	25	31	18	28	23	4	3	25	3.5	46.18
9 - 10	26	24	23	22	27	11	12	24.4	11.5	44.14
10 - 11	28	27	23	14	22	26	22	22.8	24	41.38
11 - 12	24	22	37	28	27	31	30	27.6	30.5	42.7
12 - 13	26	27	22	29	18	24	34	24.4	29	42.54
13 - 14	21	24	28	29	33	30	35	27	32.5	43.9
14 - 15	24	24	26	17	25	27	32	23.2	29.5	43.46
15 - 16	26	36	23	28	22	34	21	27	27.5	41.76
16 - 17	25	34	32	34	31	32	26	31.2	29	41.94
17 - 18	49	42	30	36	31	32	32	37.6	32	43.82
18 - 19	25	41	45	29	33	32	19	34.6	25.5	39.66
19 - 20	26	29	31	23	26	21	10	27	15.5	39.08
20 - 21	22	20	22	17	24	16	7	21	11.5	40.06
21 - 22	13	9	25	11	16	23	4	14.8	13.5	41.42
22 - 23	9	13	11	5	5	11	3	8.6	7	40.82
23 - 24	5	6	4	2	9	9	2	5.2	5.5	41
Totals	395	429	418	370	389	374	303			
% of Total	14.75%	16.02%	15.61%	13.82%	14.53%	13.97%	11.31%			

Incoming Weekly Counts
Honeybourne road

from Fri-Oct-13-2023-12-00-AM to Mon-Nov-20-2023-11-59-AM

	06/11/2023	to	12/11/2023							
	Monday	Tuesday	Wednesday	Thursday	Friday	Saturday	Sunday	Week	Weekend	Week Day 85%
Hour	06/11/2023	07/11/2023	08/11/2023	09/11/2023	10/11/2023	11/11/2023	12/11/2023	Day Avg	Avg	Avg Speed
0 - 1	2	0	2	3	3	7	5	2	6	43.75
1 - 2	0	2	0	0	0	1	0	0.4	0.5	35
2 - 3	1	0	0	0	0	0	0	0.2	0	35
3 - 4	0	0	0	0	0	0	0	0	0	0
4 - 5	0	0	0	0	0	1	0	0	0.5	0
5 - 6	0	0	0	0	0	0	0	0	0	0
6 - 7	8	6	11	7	7	5	6	7.8	5.5	44.26
7 - 8	7	14	9	11	7	3	1	9.6	2	45.92
8 - 9	30	30	26	29	24	5	1	27.8	3	46.02
9 - 10	42	40	34	29	41	15	16	37.2	15.5	44.66
10 - 11	28	29	42	28	31	26	27	31.6	26.5	40.64
11 - 12	12	23	22	29	16	23	30	20.4	26.5	43.66
12 - 13	32	22	27	28	31	27	30	28	28.5	43.24
13 - 14	26	32	29	30	27	43	32	28.8	37.5	43.88
14 - 15	22	27	28	26	23	31	21	25.2	26	43.84
15 - 16	28	26	34	30	31	34	25	29.8	29.5	41.92
16 - 17	48	29	33	36	35	35	20	36.2	27.5	42.08
17 - 18	40	41	52	32	46	42	21	42.2	31.5	42.3
18 - 19	34	51	43	40	36	34	18	40.8	26	40.26
19 - 20	31	26	24	20	24	8	13	25	10.5	41.56
20 - 21	23	14	23	18	20	18	10	19.6	14	41.44
21 - 22	18	7	24	13	10	12	6	14.4	9	38.06
22 - 23	8	8	8	9	9	9	9	8.4	9	40.76
23 - 24	4	4	3	7	10	6	6	5.6	6	38
Totals	444	431	474	425	431	385	297			
% of Total	15.38%	14.93%	16.42%	14.72%	14.93%	13.34%	10.29%			

Incoming Weekly Counts
Honeybourne road

from Fri-Oct-13-2023-12-00-AM to Mon-Nov-20-2023-11-59-AM

	13/11/2023	to	19/11/2023							
	Monday	Tuesday	Wednesday	Thursday	Friday	Saturday	Sunday	Week	Weekend	Week Day 85%
Hour	13/11/2023	14/11/2023	15/11/2023	16/11/2023	17/11/2023	18/11/2023	19/11/2023	Day Avg	Avg	Avg Speed
0 - 1	3	2	3	3	1	3	4	2.4	3.5	43
1 - 2	0	0	1	1	1	2	2	0.6	2	38.33
2 - 3	0	0	0	0	0	0	0	0	0	0
3 - 4	0	0	1	1	0	0	1	0.4	0.5	42.5
4 - 5	0	0	0	0	0	0	0	0	0	0
5 - 6	1	0	0	1	0	0	0	0.4	0	30
6 - 7	8	5	5	7	7	4	4	6.4	4	42.56
7 - 8	11	12	13	11	11	2	3	11.6	2.5	43.38
8 - 9	25	27	29	32	24	5	3	27.4	4	46.5
9 - 10	35	39	54	33	37	13	8	39.6	10.5	43.2
10 - 11	27	31	40	28	38	22	16	32.8	19	42.98
11 - 12	22	19	47	26	24	34	36	27.6	35	42.9
12 - 13	22	25	36	31	30	37	27	28.8	32	42.02
13 - 14	25	13	27	25	21	33	46	22.2	39.5	42.06
14 - 15	29	35	26	31	33	26	25	30.8	25.5	42.52
15 - 16	24	26	23	41	40	31	39	30.8	35	41.96
16 - 17	39	34	32	31	34	48	25	34	36.5	43.28
17 - 18	33	48	25	46	57	35	28	41.8	31.5	42.36
18 - 19	36	41	35	52	36	28	23	40	25.5	40.46
19 - 20	15	25	25	37	32	26	20	26.8	23	41.1
20 - 21	15	20	15	21	33	19	17	20.8	18	41.9
21 - 22	12	13	16	8	15	11	8	12.8	9.5	40.16
22 - 23	4	7	8	14	7	12	2	8	7	41.5
23 - 24	3	5	4	1	11	9	3	4.8	6	41
Totals	389	427	465	481	492	400	340			
% of Total	12.99%	14.26%	15.53%	16.07%	16.43%	13.36%	11.36%			

Incoming Weekly Counts
Honeybourne road

from Fri-Oct-13-2023-12-00-AM to Mon-Nov-20-2023-11-59-AM

	20/11/2023	to	26/11/2023							
	Monday	Tuesday	Wednesday	Thursday	Friday	Saturday	Sunday	Week	Weekend	Week Day 85%
Hour	20/11/2023	21/11/2023	22/11/2023	23/11/2023	24/11/2023	25/11/2023	26/11/2023	Day Avg	Avg	Avg Speed
0 - 1	3	*	*	*	*	*	*	3	0	55
1 - 2	0	*	*	*	*	*	*	0	0	0
2 - 3	0	*	*	*	*	*	*	0	0	0
3 - 4	0	*	*	*	*	*	*	0	0	0
4 - 5	0	*	*	*	*	*	*	0	0	0
5 - 6	0	*	*	*	*	*	*	0	0	0
6 - 7	12	*	*	*	*	*	*	12	0	40
7 - 8	8	*	*	*	*	*	*	8	0	50
8 - 9	28	*	*	*	*	*	*	28	0	47.5
9 - 10	49	*	*	*	*	*	*	49	0	43.3
10 - 11	25	*	*	*	*	*	*	25	0	42.5
11 - 12	8	*	*	*	*	*	*	8	0	45
12 - 13	*	*	*	*	*	*	*	0	0	0
13 - 14	*	*	*	*	*	*	*	0	0	0
14 - 15	*	*	*	*	*	*	*	0	0	0
15 - 16	*	*	*	*	*	*	*	0	0	0
16 - 17	*	*	*	*	*	*	*	0	0	0
17 - 18	*	*	*	*	*	*	*	0	0	0
18 - 19	*	*	*	*	*	*	*	0	0	0
19 - 20	*	*	*	*	*	*	*	0	0	0
20 - 21	*	*	*	*	*	*	*	0	0	0
21 - 22	*	*	*	*	*	*	*	0	0	0
22 - 23	*	*	*	*	*	*	*	0	0	0
23 - 24	*	*	*	*	*	*	*	0	0	0
Totals	133	0	0	0	0	0	0			
% of Total	100%	0%	0%	0%	0%	0%	0%			

Incoming Monthly Counts
Honeybourne road

from Fri-Oct-13-2023-12-00-AM to Mon-Nov-20-2023-11-59-AM

	Oct 2023									
Hour	Monday	Tuesday	Wednesday	Thursday	Friday	Saturday	Sunday	Week Day Avg	Weekend Avg	Week Day 85% Avg Speed
0 - 1	4	3	2	3	5	5	6	3.4	5.5	46.16
1 - 2	1	1	1	3	2	0	7	1.6	3.5	50
2 - 3	0	0	0	0	1	2	2	0.2	2	30
3 - 4	3	1	0	0	0	0	0	0.8	0	40
4 - 5	0	0	3	1	2	0	2	1.2	1	45
5 - 6	16	16	11	11	12	8	9	13.2	8.5	44.94
6 - 7	23	21	19	12	24	7	6	19.8	6.5	43.44
7 - 8	45	54	44	52	76	7	10	54.2	8.5	44.04
8 - 9	102	117	75	64	93	33	45	90.2	39	43.7
9 - 10	85	63	78	59	87	86	53	74.4	69.5	42.76
10 - 11	76	83	55	52	85	101	61	70.2	81	41.04
11 - 12	70	83	60	42	68	96	90	64.6	93	42.46
12 - 13	73	78	51	75	81	100	84	71.6	92	41.32
13 - 14	55	68	53	53	79	100	93	61.6	96.5	42.92
14 - 15	86	66	44	48	99	83	91	68.6	87	42.94
15 - 16	98	106	83	62	90	98	89	87.8	93.5	42.98
16 - 17	107	108	63	72	99	80	79	89.8	79.5	43.6
17 - 18	133	107	94	70	114	116	74	103.6	95	43.64
18 - 19	68	104	41	51	109	57	56	74.6	56.5	41.22
19 - 20	52	72	31	46	72	65	50	54.6	57.5	40.34
20 - 21	49	37	33	24	55	25	33	39.6	29	40.3
21 - 22	23	31	17	16	28	18	16	23	17	40.38
22 - 23	14	25	2	7	26	14	13	14.8	13.5	43.5
23 - 24	10	12	3	4	18	19	4	9.4	11.5	45.34
Totals	1193	1256	863	827	1325	1120	973			
% of Total	15.79%	16.62%	11.42%	10.94%	17.53%	14.82%	12.88%			

Incoming Monthly Counts
Honeybourne road

from Fri-Oct-13-2023-12-00-AM to Mon-Nov-20-2023-11-59-AM

	Nov 2023									
Hour	Monday	Tuesday	Wednesday	Thursday	Friday	Saturday	Sunday	Week Day Avg	Weekend Avg	Week Day 85% Avg Speed
0 - 1	8	2	7	9	9	14	14	7	14	43.16
1 - 2	0	2	4	1	3	5	4	2	4.5	43.75
2 - 3	1	0	0	0	0	1	2	0.2	1.5	35
3 - 4	0	0	1	1	0	0	1	0.4	0.5	42.5
4 - 5	0	0	1	0	0	1	1	0.2	1	40
5 - 6	1	0	0	1	0	0	0	0.4	0	30
6 - 7	28	11	22	19	18	11	11	19.6	11	43.2
7 - 8	26	26	28	32	24	7	4	27.2	5.5	44.42
8 - 9	83	57	73	89	71	14	7	74.6	10.5	46.32
9 - 10	126	79	111	84	105	39	36	101	37.5	43.72
10 - 11	80	60	105	70	91	74	65	81.2	69.5	41.42
11 - 12	42	42	106	83	67	88	96	68	92	43.22
12 - 13	54	47	85	88	79	88	91	70.6	89.5	42.5
13 - 14	51	45	84	84	81	106	113	69	109.5	43.26
14 - 15	51	62	80	74	81	84	78	69.6	81	42.68
15 - 16	52	52	80	99	93	99	85	75.2	92	41.78
16 - 17	87	63	97	101	100	115	71	89.6	93	42.54
17 - 18	73	89	107	114	134	109	81	103.4	95	43.3
18 - 19	70	92	123	121	105	94	60	102.2	77	39.9
19 - 20	46	51	80	80	82	55	43	67.8	49	40.58
20 - 21	38	34	60	56	77	53	34	53	43.5	41.88
21 - 22	30	20	65	32	41	46	18	37.6	32	39.74
22 - 23	12	15	27	28	21	32	14	20.6	23	41.04
23 - 24	7	9	11	10	30	24	11	13.4	17.5	42.06
Totals	966	858	1357	1276	1312	1159	940			
% of Total	12.28%	10.9%	17.25%	16.22%	16.68%	14.73%	11.95%			

Incoming Weekly Speeds
Honeybourne road

from Fri-Oct-13-2023-12-00-AM to Mon-Nov-20-2023-11-59-AM

	09/10/2023	to	15/10/2023							
	Monday	Tuesday	Wednesday	Thursday	Friday	Saturday	Sunday	Week	Weekend	Week Day 85%
Hour	09/10/2023	10/10/2023	11/10/2023	12/10/2023	13/10/2023	14/10/2023	15/10/2023	Day Avg	Avg	Avg Speed
0 - 1	*	*	*	*	0	0	32	0	32	0
1 - 2	*	*	*	*	27	0	37	27	37	30
2 - 3	*	*	*	*	27	0	0	27	0	30
3 - 4	*	*	*	*	0	0	0	0	0	0
4 - 5	*	*	*	*	17	0	32.5	17	32.5	20
5 - 6	*	*	*	*	35.33	42	38.5	35.33	40	40
6 - 7	*	*	*	*	28.88	42	0	28.88	42	38.3
7 - 8	*	*	*	*	29.74	45.33	38	29.74	40.75	35.8
8 - 9	*	*	*	*	30.28	37.43	35.55	30.28	36.28	37.9
9 - 10	*	*	*	*	32.31	33.5	37.37	32.31	35.06	39
10 - 11	*	*	*	*	31.21	32.11	30.53	31.21	31.6	35.8
11 - 12	*	*	*	*	31.5	33.3	34.73	31.5	33.97	38.8
12 - 13	*	*	*	*	31.38	35.02	33.95	31.38	34.51	37
13 - 14	*	*	*	*	32.67	33.53	34.56	32.67	34.07	38.3
14 - 15	*	*	*	*	30.33	39.27	37.97	30.33	38.51	37.1
15 - 16	*	*	*	*	28.59	35.91	36.54	28.59	36.17	33.8
16 - 17	*	*	*	*	34.73	34	37.1	34.73	35.38	43.3
17 - 18	*	*	*	*	37.44	33.23	37.86	37.44	34.75	47
18 - 19	*	*	*	*	33.66	31.2	33.33	33.66	32.44	43.8
19 - 20	*	*	*	*	30.88	26.17	32.38	30.88	29.09	40
20 - 21	*	*	*	*	33.63	27.75	37.11	33.63	32.71	42.5
21 - 22	*	*	*	*	32	37	39.86	32	38.82	36.7
22 - 23	*	*	*	*	26	36	38.67	26	37	32.5
23 - 24	*	*	*	*	36.33	35.57	29.5	36.33	34.22	47.5
Totals	0	0	0	0	31.9	34	35.4			
% of Total	0%	0%	0%	0%	31.49%	33.56%	34.95%			

Incoming Weekly Speeds
Honeybourne road

from Fri-Oct-13-2023-12-00-AM to Mon-Nov-20-2023-11-59-AM

	16/10/2023	to	22/10/2023							
	Monday	Tuesday	Wednesday	Thursday	Friday	Saturday	Sunday	Week	Weekend	Week Day 85%
Hour	16/10/2023	17/10/2023	18/10/2023	19/10/2023	20/10/2023	21/10/2023	22/10/2023	Day Avg	Avg	Avg Speed
0 - 1	32	0	0	37	37	30.67	44.5	35.75	36.2	41.67
1 - 2	0	0	0	42	47	0	47	43.67	47	47.5
2 - 3	0	0	0	0	0	0	0	0	0	0
3 - 4	32	42	0	0	0	0	0	34.5	0	40
4 - 5	0	0	37	42	42	0	0	39	0	45
5 - 6	38.67	35.25	39.5	38.67	37	37	41	37.7	40.33	44.5
6 - 7	37	38.25	41.38	38	38.43	37	42	38.9	39.5	43
7 - 8	33.89	38.32	36.53	33.86	34.63	39.5	37	35.47	38	44.46
8 - 9	35.52	34.67	36.56	36.81	28.29	30	33.33	34.93	32	42.66
9 - 10	36.55	35.67	33.35	34.59	35.52	34.88	35.36	34.93	35.07	43.24
10 - 11	36	35.28	30.64	31.94	31.18	35.76	34.39	32.93	35.32	41.8
11 - 12	36.88	31.69	34.72	34.33	35.58	38	32.28	34.17	34.73	42.16
12 - 13	33.86	35.62	36.48	32.59	31.37	37.85	36.54	33.93	37.27	42.22
13 - 14	38.57	33.55	37.12	34.17	37.62	32.38	35.5	35.93	33.73	44
14 - 15	34.25	34.33	34.88	38.04	37.86	34.56	36.26	35.95	35.38	43
15 - 16	32.78	37	33.95	35.17	40.79	34.84	34.36	35.09	34.62	44.08
16 - 17	34.37	35.33	35.15	37.8	37.19	35.92	34.31	35.92	35.08	44.06
17 - 18	36.18	36.03	36.02	34.29	36.72	33.05	32.89	35.86	32.98	43.7
18 - 19	36.67	34.38	34.15	34.96	35.03	33.67	30.42	35	32.67	43
19 - 20	35.69	33.61	34.53	34.33	31	30.54	35	33.69	32.39	41.24
20 - 21	36.75	34.5	31.94	33	31.89	31.67	34.6	33.41	33	41.9
21 - 22	37.83	33.62	32.12	37	32.5	39	35.4	34.2	37.2	41.16
22 - 23	34.5	34.14	37	37	36.38	29.75	39.5	35.64	34.62	41.5
23 - 24	43.67	39.5	37	42	36.17	37.86	47	38.79	39	49
Totals	35.4	35	34.9	35	35	34.6	34.7			
% of Total	14.47%	14.31%	14.27%	14.31%	14.31%	14.15%	14.19%			

Incoming Weekly Speeds
Honeybourne road

from Fri-Oct-13-2023-12-00-AM to Mon-Nov-20-2023-11-59-AM

	23/10/2023	to	29/10/2023							
	Monday	Tuesday	Wednesday	Thursday	Friday	Saturday	Sunday	Week	Weekend	Week Day 85%
Hour	23/10/2023	24/10/2023	25/10/2023	26/10/2023	27/10/2023	28/10/2023	29/10/2023	Day Avg	Avg	Avg Speed
0 - 1	39.5	0	34.5	42	45.75	34.5	37	41.44	35.33	44.58
1 - 2	52	0	42	47	0	0	40.75	47	40.75	50
2 - 3	0	0	0	0	0	39.5	39.5	0	39.5	0
3 - 4	0	0	0	0	0	0	0	0	0	0
4 - 5	0	0	0	0	0	0	0	0	0	0
5 - 6	39.43	38.5	39.29	36	42.33	40.75	0	39.18	40.75	45.16
6 - 7	37.88	33.78	37	37	38.11	38.25	38	36.73	38.11	43.26
7 - 8	34.62	34.71	34.56	36.5	35.32	34.5	34.5	35.18	34.5	43.84
8 - 9	34.74	36.43	33.14	35.91	36.88	38.67	35.12	35.39	37	44.4
9 - 10	36.65	34.1	34.66	34.63	32.55	29.21	32.5	34.47	30.31	41.96
10 - 11	33.68	34.16	30.85	36.86	31.18	33.07	31.5	33.03	32.3	40.14
11 - 12	36.2	33.48	35.39	36.24	35.33	35.57	36.4	35.34	35.92	42.64
12 - 13	36.21	33.8	34.36	33.03	33.18	33.31	32.38	33.87	32.89	41.84
13 - 14	33.15	36.73	34.97	34.47	34.8	31.94	33.04	34.84	32.44	42.9
14 - 15	34.39	34.05	37.11	36.8	33.68	34.94	33	35.04	33.96	42.56
15 - 16	37.44	35.46	33.81	38.91	36.2	35.9	33.84	36.01	34.78	44.18
16 - 17	33.77	32.29	35.93	35.84	37.94	33.33	33.22	34.89	33.27	43.52
17 - 18	35.37	36.42	36.27	36.69	33.33	35.46	35.04	35.48	35.28	43.98
18 - 19	34.45	33.68	34.29	37.17	34.57	34.2	32.35	34.73	33.08	40.26
19 - 20	33.23	30	33.44	32.57	33.67	33	35.65	32.61	34.13	40.54
20 - 21	36.73	28.09	35.8	34.08	31	36	30.71	33.13	32.11	39.24
21 - 22	36	30.33	33.22	36.11	34.29	32.11	34.75	33.71	32.92	41.16
22 - 23	37	36.2	42	42	32.56	33	34.5	35.86	33.82	46.76
23 - 24	32.5	32.25	32	27	37.83	37	47	33.37	38.67	38
Totals	35.2	34.2	34.7	35.7	34.6	34.1	33.7			
% of Total	14.53%	14.12%	14.33%	14.74%	14.29%	14.08%	13.91%			

Incoming Weekly Speeds
Honeybourne road

from Fri-Oct-13-2023-12-00-AM to Mon-Nov-20-2023-11-59-AM

	30/10/2023	to	05/11/2023							
	Monday	Tuesday	Wednesday	Thursday	Friday	Saturday	Sunday	Week	Weekend	Week Day 85%
Hour	30/10/2023	31/10/2023	01/11/2023	02/11/2023	03/11/2023	04/11/2023	05/11/2023	Day Avg	Avg	Avg Speed
0 - 1	42	42	34.5	33.67	36	30.75	33.2	37	32.11	43
1 - 2	0	47	37	0	47	34.5	37	42	35.75	51.67
2 - 3	0	0	0	0	0	47	34.5	0	38.67	0
3 - 4	0	0	0	0	0	0	0	0	0	0
4 - 5	0	0	37	0	0	0	37	37	37	40
5 - 6	0	0	0	0	0	0	0	0	0	0
6 - 7	36.6	37.75	37.17	36.2	39.75	32	32	37.3	32	42.26
7 - 8	40.5	34.5	37.17	37.1	37.83	44.5	0	37.55	44.5	42.34
8 - 9	36.52	38.35	38.67	39	35.3	41	42	37.62	41.43	46.18
9 - 10	35.04	37.75	36.96	37.09	36.33	38.82	34.58	36.59	36.61	44.14
10 - 11	36.61	32.41	35.7	34.21	31.27	32.58	33.05	34.11	32.79	41.38
11 - 12	36.75	32.64	31.16	34.29	33.22	34.26	31.6	33.41	32.95	42.7
12 - 13	32.15	33.3	33.59	35.97	36.28	37.71	36.15	34.18	36.79	42.54
13 - 14	33.33	35.29	34	38.03	34.39	34.8	33.69	35.09	34.2	43.9
14 - 15	36.17	36.58	34.77	35.76	34.44	35.67	34.03	35.51	34.78	43.46
15 - 16	34	31.75	33.91	33.46	36.86	32.53	34.76	33.74	33.38	41.76
16 - 17	36.36	33.15	35.47	30.88	31.77	34.12	34.88	33.37	34.47	41.94
17 - 18	34.92	35.14	36.53	33.56	40.1	32.5	34.44	35.82	33.47	43.82
18 - 19	33	31.34	32.24	31.31	33.91	31.59	34	32.3	32.49	39.66
19 - 20	33.31	33.17	32.68	32.7	32.88	34.67	25.1	32.95	31.58	39.08
20 - 21	34.64	31.9	33.86	31.82	36.08	30.88	37	33.83	32.74	40.06
21 - 22	35.62	36	32.4	34.91	33.94	30.87	33.25	34.11	31.22	41.42
22 - 23	36.44	32.15	28.64	38.2	41	29.27	32.33	33.88	29.93	40.82
23 - 24	36	32	35.75	34.5	30.44	32	34.5	33	32.45	41
Totals	35.1	34.1	34.1	34.6	34.9	33.7	33.9			
% of Total	14.6%	14.18%	14.18%	14.39%	14.52%	14.02%	14.1%			

Incoming Weekly Speeds
Honeybourne road

from Fri-Oct-13-2023-12-00-AM to Mon-Nov-20-2023-11-59-AM

	06/11/2023	to	12/11/2023							
	Monday	Tuesday	Wednesday	Thursday	Friday	Saturday	Sunday	Week	Weekend	Week Day 85%
Hour	06/11/2023	07/11/2023	08/11/2023	09/11/2023	10/11/2023	11/11/2023	12/11/2023	Day Avg	Avg	Avg Speed
0 - 1	22	0	37	40.33	37	33.57	34	35	33.75	43.75
1 - 2	0	29.5	0	0	0	37	0	29.5	37	35
2 - 3	32	0	0	0	0	0	0	32	0	35
3 - 4	0	0	0	0	0	0	0	0	0	0
4 - 5	0	0	0	0	0	42	0	0	42	0
5 - 6	0	0	0	0	0	0	0	0	0	0
6 - 7	37.12	35.5	39.91	40.57	40.86	37.2	36.17	38.95	36.64	44.26
7 - 8	37.71	41.79	33.78	36.09	41.29	40.33	47	38.31	42	45.92
8 - 9	37.57	38.83	34.96	37.93	34.88	34	42	36.96	35.33	46.02
9 - 10	35.05	36.35	37.74	36.14	35.63	35.8	36.56	36.12	36.19	44.66
10 - 11	34.79	34.14	31.57	28.75	36.23	35.12	36.44	33.03	35.79	40.64
11 - 12	39.5	36.74	33.77	35.52	31.44	32.09	35.3	35.25	33.91	43.66
12 - 13	32.88	35.73	34.85	36.25	33.48	33.11	35.5	34.51	34.37	43.24
13 - 14	36	34.31	33.59	35.7	35.52	33.86	35.06	34.99	34.37	43.88
14 - 15	35.82	35.26	34.89	33.73	37.39	37.52	35.33	35.35	36.63	43.84
15 - 16	31.79	34.65	35.26	31.6	37.06	36.03	37.08	34.14	36.47	41.92
16 - 17	33.67	33.62	33.73	36.36	34.83	34.03	35.7	34.43	34.64	42.08
17 - 18	36.25	36.83	32.87	32.97	32.04	31.12	32	34.11	31.41	42.3
18 - 19	29.88	33.92	32.16	34.08	33.58	32.82	33.56	32.85	33.08	40.26
19 - 20	35.32	33.15	33.96	34.85	34.92	33.62	34.08	34.46	33.9	41.56
20 - 21	37.52	35.79	32.87	32.17	30.4	33.56	34.5	33.74	33.89	41.44
21 - 22	33.67	37.29	30.62	34.54	30.7	35.5	37	32.75	36	38.06
22 - 23	30.75	34	34	32.67	35.89	32.22	34.78	33.5	33.5	40.76
23 - 24	29.5	30.75	32	30.71	29.7	30.5	37.83	30.32	34.17	38
Totals	34.6	35.4	33.9	34.5	34.5	34	35.4			
% of Total	14.28%	14.61%	13.99%	14.24%	14.24%	14.03%	14.61%			

Incoming Weekly Speeds
Honeybourne road

from Fri-Oct-13-2023-12-00-AM to Mon-Nov-20-2023-11-59-AM

	13/11/2023	to	19/11/2023							
	Monday	Tuesday	Wednesday	Thursday	Friday	Saturday	Sunday	Week	Weekend	Week Day 85%
Hour	13/11/2023	14/11/2023	15/11/2023	16/11/2023	17/11/2023	18/11/2023	19/11/2023	Day Avg	Avg	Avg Speed
0 - 1	35.67	34.5	33.67	45.33	32	42	37	37.08	39.14	43
1 - 2	0	0	22	47	37	39.5	29.5	35.33	34.5	38.33
2 - 3	0	0	0	0	0	0	0	0	0	0
3 - 4	0	0	32	47	0	0	42	39.5	42	42.5
4 - 5	0	0	0	0	0	0	0	0	0	0
5 - 6	17	0	0	37	0	0	0	27	0	30
6 - 7	36.5	37.4	36.2	38.57	38.57	33.25	37	37.5	35.12	42.56
7 - 8	36.36	40.17	35.08	38	40	49.5	38.67	37.86	43	43.38
8 - 9	35.52	36.56	37.69	35.03	34	40.2	40.33	35.8	40.25	46.5
9 - 10	37.54	36.15	33.19	36.7	35.65	41.77	37.12	35.59	40	43.2
10 - 11	37.22	35.16	32.5	36.11	33.45	36.91	35.75	34.62	36.42	42.98
11 - 12	36.5	34	32.21	33.69	37.58	35.53	34.89	34.36	35.2	42.9
12 - 13	34.77	34.12	32.72	33.48	36.77	35.65	35.74	34.28	35.69	42.02
13 - 14	35.08	34.38	31.48	35.08	32.52	36.06	33.52	33.64	34.58	42.06
14 - 15	36.34	32.34	35.04	33.94	33.12	35.65	36.64	34.04	36.14	42.52
15 - 16	31.96	34.88	35.35	34.63	35.47	30.06	37.54	34.58	34.23	41.96
16 - 17	34.36	34.38	37.19	34.81	33.79	34.69	36.52	34.86	35.32	43.28
17 - 18	34.82	35.88	35.04	36.59	33.4	35.17	34.36	35.09	34.81	42.36
18 - 19	32.69	30.66	32.69	29.65	33.56	32	33.48	31.64	32.67	40.46
19 - 20	34.47	30.96	33.2	32.49	36.62	31.96	35.15	33.54	33.35	41.1
20 - 21	34.47	32.1	33.4	31.48	34.3	33.26	33.06	33.2	33.17	41.9
21 - 22	35.42	28.62	31.5	32.75	31.47	34.36	34.5	31.8	34.42	40.16
22 - 23	40.75	32.86	37.12	34.14	32.14	32.92	42	34.82	34.21	41.5
23 - 24	40.33	35	38.5	37	29.82	34.89	40.33	33.96	36.25	41
Totals	35.2	34.1	33.8	34.3	34.5	34.8	35.4			
% of Total	14.54%	14.09%	13.96%	14.17%	14.25%	14.37%	14.62%			

Incoming Weekly Speeds
Honeybourne road

from Fri-Oct-13-2023-12-00-AM to Mon-Nov-20-2023-11-59-AM

	20/11/2023	to	26/11/2023							
	Monday	Tuesday	Wednesday	Thursday	Friday	Saturday	Sunday	Week	Weekend	Week Day 85%
Hour	20/11/2023	21/11/2023	22/11/2023	23/11/2023	24/11/2023	25/11/2023	26/11/2023	Day Avg	Avg	Avg Speed
0 - 1	40.33	*	*	*	*	*	*	40.33	*	55
1 - 2	0	*	*	*	*	*	*	*	*	0
2 - 3	0	*	*	*	*	*	*	*	*	0
3 - 4	0	*	*	*	*	*	*	*	*	0
4 - 5	0	*	*	*	*	*	*	*	*	0
5 - 6	0	*	*	*	*	*	*	*	*	0
6 - 7	34.33	*	*	*	*	*	*	34.33	*	40
7 - 8	40.25	*	*	*	*	*	*	40.25	*	50
8 - 9	36.21	*	*	*	*	*	*	36.21	*	47.5
9 - 10	33.67	*	*	*	*	*	*	33.67	*	43.3
10 - 11	36.04	*	*	*	*	*	*	36.04	*	42.5
11 - 12	32.62	*	*	*	*	*	*	32.62	*	45
12 - 13	*	*	*	*	*	*	*	*	*	0
13 - 14	*	*	*	*	*	*	*	*	*	0
14 - 15	*	*	*	*	*	*	*	*	*	0
15 - 16	*	*	*	*	*	*	*	*	*	0
16 - 17	*	*	*	*	*	*	*	*	*	0
17 - 18	*	*	*	*	*	*	*	*	*	0
18 - 19	*	*	*	*	*	*	*	*	*	0
19 - 20	*	*	*	*	*	*	*	*	*	0
20 - 21	*	*	*	*	*	*	*	*	*	0
21 - 22	*	*	*	*	*	*	*	*	*	0
22 - 23	*	*	*	*	*	*	*	*	*	0
23 - 24	*	*	*	*	*	*	*	*	*	0
Totals	35.2	0	0	0	0	0	0			
% of Total	100%	0%	0%	0%	0%	0%	0%			

Incoming Monthly Speeds
Honeybourne road

from Fri-Oct-13-2023-12-00-AM to Mon-Nov-20-2023-11-59-AM

	Oct 2023									
	Monday	Tuesday	Wednesday	Thursday	Friday	Saturday	Sunday	Week	Weekend	Week Day 85%
Hour								Day Avg	Avg	Avg Speed
0 - 1	38.25	42	34.5	38.67	44	32.2	37	40.24	34.82	46.16
1 - 2	52	47	42	43.67	37	0	40.57	43.25	40.57	50
2 - 3	0	0	0	0	27	39.5	39.5	27	39.5	30
3 - 4	32	42	0	0	0	0	0	34.5	0	40
4 - 5	0	0	37	42	29.5	0	32.5	35.33	32.5	45
5 - 6	39	36.88	39.36	37.45	39.25	40.75	39.89	38.33	40.29	44.94
6 - 7	37.13	36.14	38.84	37.42	35.12	39.14	38.67	36.8	38.92	43.44
7 - 8	35.62	36.35	35.41	35.08	32.36	40.57	37	34.71	38.47	44.04
8 - 9	35.53	36.31	34.92	36.36	31.68	35.52	34.73	34.95	35.06	43.7
9 - 10	36.12	35.94	33.94	34.61	33.17	32.85	35.43	34.7	33.83	42.76
10 - 11	35.28	33.93	30.76	33.92	31.19	33.74	32.08	33.06	33.12	41.04
11 - 12	36.54	32.48	35.07	35.29	34.16	35.3	34.32	34.56	34.83	42.46
12 - 13	33.86	34.23	35.31	32.8	32.22	35.51	34.36	33.56	34.98	41.32
13 - 14	34.6	35.19	35.66	34.34	34.66	32.67	34.32	34.88	33.47	42.92
14 - 15	34.85	35.06	35.84	37.4	33.4	35.98	35.52	34.96	35.74	42.94
15 - 16	34.39	34.71	33.88	36.5	34.63	35.56	34.73	34.72	35.17	42.98
16 - 17	34.57	33.49	35.51	36.79	36.4	34.33	34.61	35.2	34.47	43.6
17 - 18	35.44	35.78	36.14	35.53	35.58	33.84	35.05	35.68	34.32	43.64
18 - 19	34.6	32.95	34.22	36	34.4	33.16	32.3	34.23	32.73	41.22
19 - 20	33.88	32.43	33.97	33.26	32.07	30.2	34.38	32.93	32.02	40.34
20 - 21	35.8	31.19	33.7	33.58	32.22	31.28	33.64	33.32	32.62	40.3
21 - 22	36.26	33.35	32.71	36.5	32.75	35.11	37.19	34.13	36.09	40.38
22 - 23	36.29	33.52	39.5	39.14	31.46	33.14	37	34.01	35	43.5
23 - 24	37.6	33.33	35.33	30.75	36.78	36.79	38.25	35.47	37.04	45.34
Totals	35.2	34.4	34.8	35.3	33.7	34.2	34.6			
% of Total	14.53%	14.2%	14.37%	14.57%	13.91%	14.12%	14.29%			

Incoming Monthly Speeds
Honeybourne road

from Fri-Oct-13-2023-12-00-AM to Mon-Nov-20-2023-11-59-AM

	Nov 2023									
	Monday	Tuesday	Wednesday	Thursday	Friday	Saturday	Sunday	Week	Weekend	Week Day 85%
Hour								Day Avg	Avg	Avg Speed
0 - 1	34	34.5	34.86	39.78	35.89	34.57	34.57	36.17	34.57	43.16
1 - 2	0	29.5	33.25	47	43.67	37	33.25	37	35.33	43.75
2 - 3	32	0	0	0	0	47	34.5	32	38.67	35
3 - 4	0	0	32	47	0	0	42	39.5	42	42.5
4 - 5	0	0	37	0	0	42	37	37	39.5	40
5 - 6	17	0	0	37	0	0	0	27	0	30
6 - 7	35.75	36.36	38.32	38.68	39.72	34.82	36.09	37.69	35.45	43.2
7 - 8	37.92	41.04	35.11	37.06	39.83	44.14	40.75	38.07	42.91	44.42
8 - 9	36.49	37.75	36.96	37.22	34.72	38.21	41.29	36.61	39.24	46.32
9 - 10	35.21	36.25	35.36	36.61	35.82	38.64	36.03	35.76	37.39	43.72
10 - 11	36	34.67	32.83	32.79	33.87	34.76	35.12	33.95	34.93	41.42
11 - 12	36.62	35.5	32.17	34.53	34.36	34.18	33.99	34.14	34.08	43.22
12 - 13	33.65	34.87	33.62	35.18	35.37	35.43	35.81	34.57	35.63	42.5
13 - 14	35.55	34.33	33.05	36.32	34.28	34.81	34.01	34.67	34.4	43.26
14 - 15	36.12	33.61	34.9	34.28	34.74	36.35	35.22	34.68	35.8	42.68
15 - 16	31.87	34.77	34.9	33.38	36.33	32.96	36.72	34.42	34.7	41.78
16 - 17	33.98	34.03	35.44	34.04	33.53	34.33	35.69	34.22	34.85	42.54
17 - 18	35.6	36.31	34.4	34.61	34.49	32.83	33.78	34.97	33.23	43.3
18 - 19	31.33	32.47	32.34	31.51	33.68	32.16	33.67	32.3	32.75	39.9
19 - 20	35.04	32.08	33.22	33.14	34.94	33.24	32.49	33.69	32.91	40.58
20 - 21	36.32	33.62	33.37	31.8	33.84	32.64	34.29	33.63	33.29	41.88
21 - 22	34.37	31.65	31.52	34.22	32.24	32.91	35.06	32.61	33.52	39.74
22 - 23	34.08	33.47	32.74	34.39	35.86	31.47	35.29	34.09	32.63	41.04
23 - 24	34.14	33.11	35.73	32.1	29.97	32.71	37.91	32.09	34.34	42.06
Totals	34.9	34.8	33.9	34.4	34.6	34.2	34.9			
% of Total	14.44%	14.4%	14.03%	14.23%	14.32%	14.15%	14.44%			

Incoming Weekly EightyFifthSpeeds
Honeybourne road

from Fri-Oct-13-2023-12-00-AM to Mon-Nov-20-2023-11-59-AM

	09/10/2023	to	15/10/2023							
	Monday	Tuesday	Wednesday	Thursday	Friday	Saturday	Sunday	Week	Weekend	Week Day 85%
Hour	09/10/2023	10/10/2023	11/10/2023	12/10/2023	13/10/2023	14/10/2023	15/10/2023	Day Avg	Avg	Avg Speed
0 - 1	*	*	*	*	0	0	40	0	40	0
1 - 2	*	*	*	*	30	0	50	30	50	30
2 - 3	*	*	*	*	30	0	0	30	0	30
3 - 4	*	*	*	*	0	0	0	0	0	0
4 - 5	*	*	*	*	20	0	35	20	35	20
5 - 6	*	*	*	*	40	50	42.5	40	46.25	40
6 - 7	*	*	*	*	38.3	45	0	38.3	45	38.3
7 - 8	*	*	*	*	35.8	55	42.5	35.8	48.75	35.8
8 - 9	*	*	*	*	37.9	45	43.8	37.9	44.4	37.9
9 - 10	*	*	*	*	39	42.5	47.5	39	45	39
10 - 11	*	*	*	*	35.8	42	38.3	35.8	40.15	35.8
11 - 12	*	*	*	*	38.8	42.1	43.6	38.8	42.85	38.8
12 - 13	*	*	*	*	37	42.5	42.9	37	42.7	37
13 - 14	*	*	*	*	38.3	41.7	43.3	38.3	42.5	38.3
14 - 15	*	*	*	*	37.1	45	44.2	37.1	44.6	37.1
15 - 16	*	*	*	*	33.8	45	44.4	33.8	44.7	33.8
16 - 17	*	*	*	*	43.3	43	46.7	43.3	44.85	43.3
17 - 18	*	*	*	*	47	42.5	50	47	46.25	47
18 - 19	*	*	*	*	43.8	40	42.5	43.8	41.25	43.8
19 - 20	*	*	*	*	40	32.5	41.7	40	37.1	40
20 - 21	*	*	*	*	42.5	37.5	45	42.5	41.25	42.5
21 - 22	*	*	*	*	36.7	40	55	36.7	47.5	36.7
22 - 23	*	*	*	*	32.5	40	45	32.5	42.5	32.5
23 - 24	*	*	*	*	47.5	45	35	47.5	40	47.5
Totals	0	0	0	0	825.1	816.3	918.9			
% of Total	0%	0%	0%	0%	32.23%	31.88%	35.89%			

Incoming Weekly EightyFifthSpeeds
Honeybourne road

from Fri-Oct-13-2023-12-00-AM to Mon-Nov-20-2023-11-59-AM

	16/10/2023	to	22/10/2023							
	Monday	Tuesday	Wednesday	Thursday	Friday	Saturday	Sunday	Week	Weekend	Week Day 85%
Hour	16/10/2023	17/10/2023	18/10/2023	19/10/2023	20/10/2023	21/10/2023	22/10/2023	Day Avg	Avg	Avg Speed
0 - 1	35	0	0	50	40	40	60	41.67	50	41.67
1 - 2	0	0	0	45	50	0	50	47.5	50	47.5
2 - 3	0	0	0	0	0	0	0	0	0	0
3 - 4	35	45	0	0	0	0	0	40	0	40
4 - 5	0	0	45	45	45	0	0	45	0	45
5 - 6	45	42.5	45	45	45	40	50	44.5	45	44.5
6 - 7	40	40	50	40	45	40	45	43	42.5	43
7 - 8	43.3	50	45	40	44	45	45	44.46	45	44.46
8 - 9	42.5	44.3	44	45	37.5	40	47.5	42.66	43.75	42.66
9 - 10	46.7	40	44	43	42.5	45	44	43.24	44.5	43.24
10 - 11	45	48.3	39	40	36.7	43.3	41.7	41.8	42.5	41.8
11 - 12	43	38	43.3	42.5	44	45	39.5	42.16	42.25	42.16
12 - 13	43.3	43.8	45	40	39	44.5	45	42.22	44.75	42.22
13 - 14	45	43.3	45	42.5	44.2	40	43.3	44	41.65	44
14 - 15	39.4	43.3	43	45	44.3	42	45	43	43.5	43
15 - 16	40.7	46.2	42.9	43.1	47.5	42	43.3	44.08	42.65	44.08
16 - 17	42.5	45	43.3	44.5	45	45	41.2	44.06	43.1	44.06
17 - 18	42	44	45	42.5	45	40	40	43.7	40	43.7
18 - 19	46.2	41.2	41.7	43	42.9	42.5	35	43	38.75	43
19 - 20	45	41.2	41.7	40	38.3	37	42.5	41.24	39.75	41.24
20 - 21	45	47.5	39	40	38	37.5	41.7	41.9	39.6	41.9
21 - 22	47.5	40	37.5	42.5	38.3	45	38.3	41.16	41.65	41.16
22 - 23	40	40	40	40	47.5	32.5	45	41.5	38.75	41.5
23 - 24	55	50	50	45	45	43.3	50	49	46.65	49
Totals	907.1	873.6	869.4	943.6	944.7	829.6	933			
% of Total	14.4%	13.86%	13.8%	14.98%	14.99%	13.17%	14.81%			

Incoming Weekly EightyFifthSpeeds
Honeybourne road

from Fri-Oct-13-2023-12-00-AM to Mon-Nov-20-2023-11-59-AM

	23/10/2023	to	29/10/2023							
	Monday	Tuesday	Wednesday	Thursday	Friday	Saturday	Sunday	Week	Weekend	Week Day 85%
Hour	23/10/2023	24/10/2023	25/10/2023	26/10/2023	27/10/2023	28/10/2023	29/10/2023	Day Avg	Avg	Avg Speed
0 - 1	45	0	40	45	48.3	45	40	44.58	42.5	44.58
1 - 2	55	0	45	50	0	0	47.5	50	47.5	50
2 - 3	0	0	0	0	0	50	50	0	50	0
3 - 4	0	0	0	0	0	0	0	0	0	0
4 - 5	0	0	0	0	0	0	0	0	0	0
5 - 6	45	45	47.5	40	48.3	45	0	45.16	45	45.16
6 - 7	42.5	42.5	43.8	42.5	45	40	40	43.26	40	43.26
7 - 8	42.5	45	45	45	41.7	45	40	43.84	42.5	43.84
8 - 9	42.9	43.6	42.5	46	47	50	43.3	44.4	46.65	44.4
9 - 10	43	41.7	43.1	42	40	40	41.7	41.96	40.85	41.96
10 - 11	39.5	39.1	38.8	45	38.3	43.3	43.3	40.14	43.3	40.14
11 - 12	43.6	41.7	42.9	42.5	42.5	45	44.2	42.64	44.6	42.64
12 - 13	42.5	41.7	43.3	42.5	39.2	42.5	42.5	41.84	42.5	41.84
13 - 14	42.5	44	43.5	42	42.5	40	43	42.9	41.5	42.9
14 - 15	43.8	42.5	43.6	42.9	40	43.8	41.7	42.56	42.75	42.56
15 - 16	46.7	42.5	42.9	45	43.8	43.3	42.7	44.18	43	44.18
16 - 17	42.8	42.5	43.8	42.5	46	45	39.5	43.52	42.25	43.52
17 - 18	43.3	46.2	46	42.5	41.9	43.6	42	43.98	42.8	43.98
18 - 19	39.3	40	38.9	42.5	40.6	46.7	40	40.26	43.35	40.26
19 - 20	40	40	39	41.2	42.5	41.7	40	40.54	40.85	40.54
20 - 21	42.5	35	45	39.2	34.5	40	38.3	39.24	39.15	39.24
21 - 22	38.3	37.5	42.5	40	47.5	42.5	37.5	41.16	40	41.16
22 - 23	45	45	45	60	38.8	35	38.3	46.76	36.65	46.76
23 - 24	35	35	35	40	45	47.5	50	38	48.75	38
Totals	900.7	790.5	897.1	918.3	853.4	914.9	885.5			
% of Total	14.62%	12.83%	14.56%	14.91%	13.85%	14.85%	14.37%			

Incoming Weekly EightyFifthSpeeds
Honeybourne road

from Fri-Oct-13-2023-12-00-AM to Mon-Nov-20-2023-11-59-AM

	30/10/2023	to	05/11/2023							
	Monday	Tuesday	Wednesday	Thursday	Friday	Saturday	Sunday	Week	Weekend	Week Day 85%
Hour	30/10/2023	31/10/2023	01/11/2023	02/11/2023	03/11/2023	04/11/2023	05/11/2023	Day Avg	Avg	Avg Speed
0 - 1	45	50	40	40	40	35	35	43	35	43
1 - 2	0	50	50	0	55	40	50	51.67	45	51.67
2 - 3	0	0	0	0	0	50	40	0	45	0
3 - 4	0	0	0	0	0	0	0	0	0	0
4 - 5	0	0	40	0	0	0	40	40	40	40
5 - 6	0	0	0	0	0	0	0	0	0	0
6 - 7	40	45	45	38.8	42.5	40	35	42.26	37.5	42.26
7 - 8	45	40	40	41.7	45	50	0	42.34	50	42.34
8 - 9	43.8	46.2	46.7	50	44.2	45	50	46.18	47.5	46.18
9 - 10	42.5	45	44.2	45	44	47.5	40	44.14	43.75	44.14
10 - 11	43.9	41.7	43.8	40	37.5	41.7	42.5	41.38	42.1	41.38
11 - 12	45	42.5	41	45	40	39.5	43.3	42.7	41.4	42.7
12 - 13	38.5	43	40	46.2	45	46.7	43.8	42.54	45.25	42.54
13 - 14	40	43.8	46.2	46.2	43.3	43.3	41.7	43.9	42.5	43.9
14 - 15	45	43.6	41.2	42.5	45	43.3	43	43.46	43.15	43.46
15 - 16	40	40	43.8	40	45	43	39.4	41.76	41.2	41.76
16 - 17	43.3	42	41.7	43.3	39.4	41	41.7	41.94	41.35	41.94
17 - 18	42.1	41	47.5	42.5	46	38.9	42.9	43.82	40.9	43.82
18 - 19	41.7	37.9	38.7	39	41	39.2	39.3	39.66	39.25	39.66
19 - 20	41.7	39.2	38.9	37.5	38.1	41.2	31.7	39.08	36.45	39.08
20 - 21	40	38.6	40	40	41.7	38.3	45	40.06	41.65	40.06
21 - 22	40	45	38.1	39	45	38	40	41.42	39	41.42
22 - 23	45	38.3	33.3	40	47.5	35	45	40.82	40	40.82
23 - 24	45	40	42.5	40	37.5	40	45	41	42.5	41
Totals	807.5	852.8	882.6	796.7	862.7	876.6	874.3			
% of Total	13.56%	14.33%	14.83%	13.38%	14.49%	14.72%	14.69%			

Incoming Weekly EightyFifthSpeeds
Honeybourne road

from Fri-Oct-13-2023-12-00-AM to Mon-Nov-20-2023-11-59-AM

	06/11/2023	to	12/11/2023							
	Monday	Tuesday	Wednesday	Thursday	Friday	Saturday	Sunday	Week	Weekend	Week Day 85%
Hour	06/11/2023	07/11/2023	08/11/2023	09/11/2023	10/11/2023	11/11/2023	12/11/2023	Day Avg	Avg	Avg Speed
0 - 1	35	0	45	50	45	38.8	37.5	43.75	38.15	43.75
1 - 2	0	35	0	0	0	40	0	35	40	35
2 - 3	35	0	0	0	0	0	0	35	0	35
3 - 4	0	0	0	0	0	0	0	0	0	0
4 - 5	0	0	0	0	0	45	0	0	45	0
5 - 6	0	0	0	0	0	0	0	0	0	0
6 - 7	48.3	40	44	45	44	45	39	44.26	42	44.26
7 - 8	45	48.8	42.5	43.3	50	50	50	45.92	50	45.92
8 - 9	47.5	48.3	45	44.3	45	40	45	46.02	42.5	46.02
9 - 10	45.8	45	46.7	43.3	42.5	45	45	44.66	45	44.66
10 - 11	43.6	38.8	38.3	39	43.5	42.5	44.2	40.64	43.35	40.64
11 - 12	45	45	40	45	43.3	38.8	44	43.66	41.4	43.66
12 - 13	39.4	42.5	45	45	44.3	41.2	44	43.24	42.6	43.24
13 - 14	44	42.5	41.7	45	46.2	43.8	42.1	43.88	42.95	43.88
14 - 15	44.2	45	43.3	42.5	44.2	46.7	42.5	43.84	44.6	43.84
15 - 16	40	41.7	44	40	43.9	43.8	44.3	41.92	44.05	41.92
16 - 17	42	43	40	42.9	42.5	46	42.5	42.08	44.25	42.08
17 - 18	46	44.5	40.6	40.8	39.6	38.1	38.8	42.3	38.45	42.3
18 - 19	37.9	39.6	38.8	41.2	43.8	38.8	39.3	40.26	39.05	40.26
19 - 20	42	39.3	42	43.3	41.2	39	40	41.56	39.5	41.56
20 - 21	45	45	41.7	37.5	38	41.2	38.3	41.44	39.75	41.44
21 - 22	39.4	40	34.6	42.5	33.8	43.3	42.5	38.06	42.9	38.06
22 - 23	40	40	40	40	43.8	38.3	40	40.76	39.15	40.76
23 - 24	35	30	50	40	35	35	45	38	40	38
Totals	840.1	794	803.2	810.6	809.6	880.3	804			
% of Total	14.63%	13.83%	13.99%	14.12%	14.1%	15.33%	14%			

Incoming Weekly EightyFifthSpeeds
Honeybourne road

from Fri-Oct-13-2023-12-00-AM to Mon-Nov-20-2023-11-59-AM

	13/11/2023	to	19/11/2023							
	Monday	Tuesday	Wednesday	Thursday	Friday	Saturday	Sunday	Week	Weekend	Week Day 85%
Hour	13/11/2023	14/11/2023	15/11/2023	16/11/2023	17/11/2023	18/11/2023	19/11/2023	Day Avg	Avg	Avg Speed
0 - 1	40	40	50	50	35	50	40	43	45	43
1 - 2	0	0	25	50	40	50	35	38.33	42.5	38.33
2 - 3	0	0	0	0	0	0	0	0	0	0
3 - 4	0	0	35	50	0	0	45	42.5	45	42.5
4 - 5	0	0	0	0	0	0	0	0	0	0
5 - 6	20	0	0	40	0	0	0	30	0	30
6 - 7	45	39	40	43.8	45	37.5	40	42.56	38.75	42.56
7 - 8	39.4	45	45	43.3	44.2	55	45	43.38	50	43.38
8 - 9	45	50	47.5	45	45	43.8	50	46.5	46.9	46.5
9 - 10	43.6	43.6	41.9	44.4	42.5	48.3	45	43.2	46.65	43.2
10 - 11	45	43	41.9	45	40	44.3	45	42.98	44.65	42.98
11 - 12	45	41.2	40	43.3	45	44	42.5	42.9	43.25	42.9
12 - 13	42.5	43.8	40	40	43.8	44	48.3	42.02	46.15	42.02
13 - 14	41.2	42.5	38.6	44.2	43.8	47.5	40	42.06	43.75	42.06
14 - 15	44.2	39	42.5	43.6	43.3	42.5	45	42.52	43.75	42.52
15 - 16	39	40	46.7	41.2	42.9	39	44.5	41.96	41.75	41.96
16 - 17	41.7	42.5	46.4	42	43.8	42	44.3	43.28	43.15	43.28
17 - 18	41	44.2	43.3	43.3	40	42.2	42.5	42.36	42.35	42.36
18 - 19	42	39	41.2	38.1	42	39.3	39.4	40.46	39.35	40.46
19 - 20	42.5	38.3	41.2	39.5	44	39	41.2	41.1	40.1	41.1
20 - 21	45	40	43.8	38.6	42.1	38.3	39	41.9	38.65	41.9
21 - 22	42.5	38.3	42.5	40	37.5	39	50	40.16	44.5	40.16
22 - 23	40	40	47.5	41.7	38.3	40	50	41.5	45	41.5
23 - 24	50	40	40	40	35	45	45	41	45	41
Totals	834.6	789.4	880	947	833.2	870.7	916.7			
% of Total	13.75%	13%	14.49%	15.6%	13.72%	14.34%	15.1%			

Incoming Weekly EightyFifthSpeeds
Honeybourne road

from Fri-Oct-13-2023-12-00-AM to Mon-Nov-20-2023-11-59-AM

	20/11/2023	to	26/11/2023							
	Monday	Tuesday	Wednesday	Thursday	Friday	Saturday	Sunday	Week	Weekend	Week Day 85%
Hour	20/11/2023	21/11/2023	22/11/2023	23/11/2023	24/11/2023	25/11/2023	26/11/2023	Day Avg	Avg	Avg Speed
0 - 1	55	*	*	*	*	*	*	55	0	55
1 - 2	0	*	*	*	*	*	*	0	0	0
2 - 3	0	*	*	*	*	*	*	0	0	0
3 - 4	0	*	*	*	*	*	*	0	0	0
4 - 5	0	*	*	*	*	*	*	0	0	0
5 - 6	0	*	*	*	*	*	*	0	0	0
6 - 7	40	*	*	*	*	*	*	40	0	40
7 - 8	50	*	*	*	*	*	*	50	0	50
8 - 9	47.5	*	*	*	*	*	*	47.5	0	47.5
9 - 10	43.3	*	*	*	*	*	*	43.3	0	43.3
10 - 11	42.5	*	*	*	*	*	*	42.5	0	42.5
11 - 12	45	*	*	*	*	*	*	45	0	45
12 - 13	*	*	*	*	*	*	*	0	0	0
13 - 14	*	*	*	*	*	*	*	0	0	0
14 - 15	*	*	*	*	*	*	*	0	0	0
15 - 16	*	*	*	*	*	*	*	0	0	0
16 - 17	*	*	*	*	*	*	*	0	0	0
17 - 18	*	*	*	*	*	*	*	0	0	0
18 - 19	*	*	*	*	*	*	*	0	0	0
19 - 20	*	*	*	*	*	*	*	0	0	0
20 - 21	*	*	*	*	*	*	*	0	0	0
21 - 22	*	*	*	*	*	*	*	0	0	0
22 - 23	*	*	*	*	*	*	*	0	0	0
23 - 24	*	*	*	*	*	*	*	0	0	0
Totals	323.3	0	0	0	0	0	0			
% of Total	100%	0%	0%	0%	0%	0%	0%			

Incoming Monthly EightyFifthSpeeds
Honeybourne road

from Fri-Oct-13-2023-12-00-AM to Mon-Nov-20-2023-11-59-AM

	Oct 2023									
Hour	Monday	Tuesday	Wednesday	Thursday	Friday	Saturday	Sunday	Week Day Avg	Weekend Avg	Week Day 85% Avg Speed
0 - 1	42.5	50	40	50	48.3	40	40	46.16	40	46.16
1 - 2	55	50	45	50	50	0	48.8	50	48.8	50
2 - 3	0	0	0	0	30	50	50	30	50	30
3 - 4	35	45	0	0	0	0	0	40	0	40
4 - 5	0	0	45	45	45	0	35	45	35	45
5 - 6	45	43.8	46.7	42.5	46.7	47.5	50	44.94	48.75	44.94
6 - 7	42.5	43	46.7	42.5	42.5	45	42.5	43.44	43.75	43.44
7 - 8	43.8	47.5	45	43.3	40.6	45	41.7	44.04	43.35	44.04
8 - 9	43.4	44.4	43.4	45.6	41.7	45	44	43.7	44.5	43.7
9 - 10	43.9	44.5	43.1	42.5	39.8	42.5	44.5	42.76	43.5	42.76
10 - 11	43.6	42.9	38.8	42.9	37	42.9	42.1	41.04	42.5	41.04
11 - 12	43.8	40.6	43.1	42.5	42.3	44.2	43.2	42.46	43.7	42.46
12 - 13	40	42.7	43.8	41.2	38.9	43.7	43.6	41.32	43.65	41.32
13 - 14	43.5	43.8	43.8	41.7	41.8	40.6	42.9	42.92	41.75	42.92
14 - 15	43.6	43.3	43.3	44.1	40.4	43.8	43.9	42.94	43.85	42.94
15 - 16	42	42.8	42.9	43.9	43.3	43.7	43.5	42.98	43.6	42.98
16 - 17	42.8	43.2	43.5	44	44.5	44.2	42.3	43.6	43.25	43.6
17 - 18	42.6	43.5	45.5	42.5	44.1	42.3	43	43.64	42.65	43.64
18 - 19	42.5	39.2	39.6	42.7	42.1	42.1	40	41.22	41.05	41.22
19 - 20	42	39.5	39.4	40.8	40	37.2	42	40.34	39.6	40.34
20 - 21	43	38.3	42	39.4	38.8	38.1	42	40.3	40.05	40.3
21 - 22	43.3	39.4	37.5	41.7	40	42.5	40	40.38	41.25	40.38
22 - 23	43.3	40	45	50	39.2	40	43.8	43.5	41.9	43.5
23 - 24	50	40	50	40	46.7	45	47.5	45.34	46.25	45.34

Incoming Monthly EightyFifthSpeeds
Honeybourne road

from Fri-Oct-13-2023-12-00-AM to Mon-Nov-20-2023-11-59-AM

	Nov 2023									
Hour	Monday	Tuesday	Wednesday	Thursday	Friday	Saturday	Sunday	Week Day Avg	Weekend Avg	Week Day 85% Avg Speed
0 - 1	40	40	45	48.3	42.5	40	38.8	43.16	39.4	43.16
1 - 2	0	35	35	50	55	40	35	43.75	37.5	43.75
2 - 3	35	0	0	0	0	50	40	35	45	35
3 - 4	0	0	35	50	0	0	45	42.5	45	42.5
4 - 5	0	0	40	0	0	45	40	40	42.5	40
5 - 6	20	0	0	40	0	0	0	30	0	30
6 - 7	45	39.3	44.3	43.6	43.8	40	39.3	43.2	39.65	43.2
7 - 8	43.8	47.5	42.5	43.3	45	50	45	44.42	47.5	44.42
8 - 9	46.7	48.6	46.1	45.8	44.4	45	47.5	46.32	46.25	46.32
9 - 10	43.7	44.2	43.8	44	42.9	47.1	44.4	43.72	45.75	43.72
10 - 11	43.8	40	40.7	41.2	41.4	42.9	43.5	41.42	43.2	41.42
11 - 12	45	43.1	40.4	44.4	43.2	40.6	43.1	43.22	41.85	43.22
12 - 13	40.7	43.1	40.7	43.9	44.1	44.2	44.2	42.5	44.2	42.5
13 - 14	42.8	42.5	41.9	44.7	44.4	43.9	41.2	43.26	42.55	43.26
14 - 15	43.8	40	42.3	43.2	44.1	44	43.8	42.68	43.9	42.68
15 - 16	39.6	41	44.3	40	44	42.4	43.9	41.78	43.15	41.78
16 - 17	41.9	42.7	43.1	42.8	42.2	42.6	43.2	42.54	42.9	42.54
17 - 18	43.6	44.3	42.8	42.5	43.3	39.8	41.8	43.3	40.8	43.3
18 - 19	39.7	39.4	39.2	39.4	41.8	39.1	39.3	39.9	39.2	39.9
19 - 20	42.1	38.8	40.8	39.7	41.5	39.7	40	40.58	39.85	40.58
20 - 21	44.4	43.6	41.7	38.8	40.9	38.9	40	41.88	39.45	41.88
21 - 22	41.2	39.4	38.1	40	40	39.6	43.3	39.74	41.45	39.74
22 - 23	40	40	40	41.2	44	39.2	42.5	41.04	40.85	41.04
23 - 24	47.5	42.5	45	38.3	37	41.2	43.8	42.06	42.5	42.06

Summary of Violators
Honeybourne road

from Fri-Oct-13-2023-12-00-AM to Mon-Nov-20-2023-11-59-AM

Starting Hour	Count	Average Speed of all Traffic	Violator Counts	Average Speed of Violators
00:00:00	0	N/A	N/A	N/A
01:00:00	1	27.5	0	0.0
02:00:00	1	27.5	0	0.0
03:00:00	0	N/A	N/A	N/A
04:00:00	1	17.5	0	0.0
05:00:00	2	35.0	2	35.0
06:00:00	9	30.3	4	37.5
07:00:00	32	21.5	14	34.6
08:00:00	51	21.4	24	36.0
09:00:00	35	24.5	26	35.8
10:00:00	31	18.2	20	33.8
11:00:00	26	24.1	18	35.0
12:00:00	22	22.3	14	34.6
13:00:00	32	24.8	24	35.6
14:00:00	44	18.6	25	34.5
15:00:00	28	18.6	10	35.0
16:00:00	40	26.6	30	38.2
17:00:00	37	28.9	34	38.8
18:00:00	27	29.7	18	40.3
19:00:00	32	20.6	17	36.3
20:00:00	20	23.8	12	37.9
21:00:00	10	32.0	7	33.9
22:00:00	10	24.8	3	34.2
23:00:00	6	32.1	3	45.8
00:00:00	0	N/A	N/A	N/A
01:00:00	0	N/A	N/A	N/A
02:00:00	0	N/A	N/A	N/A
03:00:00	0	N/A	N/A	N/A
04:00:00	0	N/A	N/A	N/A
05:00:00	2	45.0	2	45.0
06:00:00	3	40.8	3	40.8
07:00:00	2	47.5	2	47.5
08:00:00	15	35.3	13	40.2
09:00:00	25	24.9	18	37.5
10:00:00	36	24.4	24	37.1
11:00:00	38	24.5	26	37.3
12:00:00	37	26.3	30	37.8
13:00:00	41	26.2	26	38.8
14:00:00	21	31.5	20	39.8
15:00:00	34	27.0	26	39.4
16:00:00	29	23.8	18	38.6
17:00:00	43	27.2	28	38.4
18:00:00	17	25.4	12	37.5
19:00:00	17	26.6	6	32.5
20:00:00	9	25.0	3	35.8
21:00:00	3	39.2	3	39.2
22:00:00	6	35.8	5	37.5
23:00:00	6	36.7	4	42.5

Summary of Violators
Honeybourne road

from Fri-Oct-13-2023-12-00-AM to Mon-Nov-20-2023-11-59-AM

00:00:00	3	34.2	3	34.2
01:00:00	3	34.2	1	47.5
02:00:00	0	N/A	N/A	N/A
03:00:00	0	N/A	N/A	N/A
04:00:00	2	16.3	2	32.5
05:00:00	4	28.1	4	38.8
06:00:00	0	N/A	N/A	N/A
07:00:00	5	38.5	5	38.5
08:00:00	18	31.0	16	38.8
09:00:00	22	30.8	17	39.6
10:00:00	17	31.6	9	38.1
11:00:00	30	29.0	22	38.9
12:00:00	39	29.1	28	39.6
13:00:00	44	22.9	33	37.3
14:00:00	26	33.4	22	39.8
15:00:00	26	27.6	22	40.0
16:00:00	21	32.6	17	39.6
17:00:00	25	34.0	22	40.9
18:00:00	21	29.5	14	37.5
19:00:00	11	35.2	8	38.1
20:00:00	14	28.9	10	38.0
21:00:00	7	40.4	6	42.5
22:00:00	2	42.5	2	42.5
23:00:00	3	30.8	2	32.5
00:00:00	0	N/A	N/A	N/A
01:00:00	1	32.5	1	32.5
02:00:00	0	N/A	N/A	N/A
03:00:00	2	32.5	2	32.5
04:00:00	1	32.5	1	32.5
05:00:00	9	39.2	9	39.2
06:00:00	5	37.5	5	37.5
07:00:00	17	31.5	12	38.3
08:00:00	43	26.3	33	39.0
09:00:00	35	29.3	27	39.5
10:00:00	20	28.4	16	39.1
11:00:00	16	29.8	14	38.9
12:00:00	24	26.5	16	39.7
13:00:00	16	29.2	14	38.2
14:00:00	25	27.7	19	38.3
15:00:00	41	22.6	27	37.1
16:00:00	36	25.3	27	38.1
17:00:00	42	27.3	35	38.1
18:00:00	21	31.2	17	39.3
19:00:00	12	26.5	10	38.0
20:00:00	15	35.0	14	38.2
21:00:00	7	36.1	5	39.5
22:00:00	2	40.0	2	40.0
23:00:00	4	41.3	4	41.3
00:00:00	0	N/A	N/A	N/A

Summary of Violators
Honeybourne road

from Fri-Oct-13-2023-12-00-AM to Mon-Nov-20-2023-11-59-AM

01:00:00	0	N/A	N/A	N/A
02:00:00	0	N/A	N/A	N/A
03:00:00	1	42.5	1	42.5
04:00:00	0	N/A	N/A	N/A
05:00:00	8	31.6	7	36.8
06:00:00	4	38.8	4	38.8
07:00:00	22	34.4	18	41.7
08:00:00	41	25.9	31	38.3
09:00:00	20	31.8	15	39.5
10:00:00	26	32.5	21	39.9
11:00:00	33	23.1	23	35.3
12:00:00	30	24.8	23	38.4
13:00:00	19	27.5	11	38.9
14:00:00	24	27.6	18	37.2
15:00:00	28	35.7	23	40.8
16:00:00	39	27.1	28	38.6
17:00:00	37	28.5	26	40.8
18:00:00	30	25.7	24	37.3
19:00:00	22	25.6	19	35.7
20:00:00	7	35.4	5	38.5
21:00:00	14	32.7	10	38.5
22:00:00	8	33.8	5	37.5
23:00:00	2	40.0	2	40.0
00:00:00	0	N/A	N/A	N/A
01:00:00	0	N/A	N/A	N/A
02:00:00	0	N/A	N/A	N/A
03:00:00	0	N/A	N/A	N/A
04:00:00	3	37.5	3	37.5
05:00:00	4	40.0	4	40.0
06:00:00	7	42.5	7	42.5
07:00:00	19	35.3	13	41.3
08:00:00	39	29.0	33	39.0
09:00:00	40	27.9	27	39.7
10:00:00	26	21.9	16	35.6
11:00:00	27	31.3	21	38.7
12:00:00	24	29.8	19	38.0
13:00:00	14	32.9	12	41.3
14:00:00	28	30.7	22	38.6
15:00:00	39	28.9	27	38.4
16:00:00	30	28.9	23	39.7
17:00:00	52	21.9	41	39.6
18:00:00	21	29.5	15	38.2
19:00:00	16	25.3	13	35.2
20:00:00	16	24.4	8	37.5
21:00:00	12	28.3	11	34.8
22:00:00	1	37.5	1	37.5
23:00:00	2	37.5	1	47.5
00:00:00	2	37.5	1	47.5
01:00:00	2	42.5	2	42.5

Summary of Violators
Honeybourne road

from Fri-Oct-13-2023-12-00-AM to Mon-Nov-20-2023-11-59-AM

02:00:00	0	N/A	N/A	N/A
03:00:00	0	N/A	N/A	N/A
04:00:00	1	42.5	1	42.5
05:00:00	6	39.2	6	39.2
06:00:00	4	40.0	4	40.0
07:00:00	29	24.7	21	37.3
08:00:00	30	31.6	22	40.9
09:00:00	29	26.3	25	37.7
10:00:00	36	21.9	18	38.1
11:00:00	20	28.3	14	38.2
12:00:00	38	24.9	26	36.2
13:00:00	25	26.1	19	37.8
14:00:00	22	31.8	17	41.9
15:00:00	36	28.4	27	38.6
16:00:00	40	27.9	34	40.0
17:00:00	32	23.5	25	37.5
18:00:00	28	29.0	22	37.7
19:00:00	18	31.1	15	36.8
20:00:00	11	30.0	5	39.5
21:00:00	8	36.9	7	38.2
22:00:00	4	37.5	4	37.5
23:00:00	1	42.5	1	42.5
00:00:00	1	37.5	1	37.5
01:00:00	1	47.5	1	47.5
02:00:00	0	N/A	N/A	N/A
03:00:00	0	N/A	N/A	N/A
04:00:00	1	42.5	1	42.5
05:00:00	1	32.5	1	32.5
06:00:00	9	39.2	9	39.2
07:00:00	19	35.1	12	40.4
08:00:00	21	26.8	8	38.1
09:00:00	21	27.4	16	38.8
10:00:00	14	30.2	8	35.6
11:00:00	22	25.7	16	38.4
12:00:00	16	25.2	8	35.6
13:00:00	21	31.1	19	39.6
14:00:00	30	33.5	27	39.4
15:00:00	15	33.0	15	40.5
16:00:00	27	29.2	23	39.7
17:00:00	29	29.7	25	38.9
18:00:00	28	28.6	24	38.1
19:00:00	23	27.0	14	35.4
20:00:00	19	27.1	11	36.1
21:00:00	9	33.1	6	36.7
22:00:00	8	36.9	6	40.8
23:00:00	7	36.1	6	38.3
00:00:00	3	21.7	1	37.5
01:00:00	0	N/A	N/A	N/A
02:00:00	0	N/A	N/A	N/A

Summary of Violators
Honeybourne road

from Fri-Oct-13-2023-12-00-AM to Mon-Nov-20-2023-11-59-AM

03:00:00	0	N/A	N/A	N/A
04:00:00	0	N/A	N/A	N/A
05:00:00	0	N/A	N/A	N/A
06:00:00	2	37.5	2	37.5
07:00:00	1	42.5	1	42.5
08:00:00	9	35.8	7	38.9
09:00:00	34	24.4	24	38.3
10:00:00	37	26.7	31	39.3
11:00:00	26	30.1	22	39.3
12:00:00	33	27.7	29	39.9
13:00:00	30	25.2	21	36.1
14:00:00	22	28.4	17	37.8
15:00:00	34	27.7	26	37.7
16:00:00	24	29.5	20	39.3
17:00:00	38	22.5	26	37.5
18:00:00	27	28.0	18	37.8
19:00:00	25	23.9	14	35.0
20:00:00	11	28.6	7	35.4
21:00:00	6	38.3	6	38.3
22:00:00	4	21.9	2	32.5
23:00:00	6	30.4	6	37.5
00:00:00	3	44.2	3	44.2
01:00:00	1	47.5	1	47.5
02:00:00	0	N/A	N/A	N/A
03:00:00	0	N/A	N/A	N/A
04:00:00	0	N/A	N/A	N/A
05:00:00	5	41.5	5	41.5
06:00:00	1	42.5	1	42.5
07:00:00	2	37.5	2	37.5
08:00:00	14	35.0	11	41.6
09:00:00	22	26.7	17	39.3
10:00:00	20	28.4	14	40.0
11:00:00	30	28.0	21	37.3
12:00:00	26	34.6	21	40.1
13:00:00	23	29.9	18	38.1
14:00:00	23	33.3	21	38.9
15:00:00	28	23.8	18	37.8
16:00:00	27	24.7	23	37.5
17:00:00	25	25.7	16	37.5
18:00:00	12	29.8	8	35.6
19:00:00	19	32.9	12	38.8
20:00:00	10	30.8	7	38.2
21:00:00	5	21.5	5	35.5
22:00:00	4	40.0	3	44.2
23:00:00	1	47.5	1	47.5
00:00:00	1	42.5	1	42.5
01:00:00	2	45.0	2	45.0
02:00:00	0	N/A	N/A	N/A
03:00:00	0	N/A	N/A	N/A

Summary of Violators
Honeybourne road

from Fri-Oct-13-2023-12-00-AM to Mon-Nov-20-2023-11-59-AM

04:00:00	0	N/A	N/A	N/A
05:00:00	7	28.9	7	39.6
06:00:00	7	26.8	7	37.5
07:00:00	13	33.8	11	38.4
08:00:00	34	27.7	25	37.3
09:00:00	27	28.0	22	39.8
10:00:00	30	23.0	23	37.1
11:00:00	27	24.1	23	38.4
12:00:00	21	24.9	17	38.4
13:00:00	21	28.6	15	38.5
14:00:00	34	28.4	27	37.5
15:00:00	31	34.0	26	40.2
16:00:00	46	26.0	33	39.0
17:00:00	45	22.1	32	38.6
18:00:00	25	27.7	19	38.0
19:00:00	12	31.0	8	37.5
20:00:00	9	36.1	9	40.3
21:00:00	7	23.9	5	35.5
22:00:00	3	37.5	3	37.5
23:00:00	2	16.3	2	32.5
00:00:00	0	N/A	N/A	N/A
01:00:00	0	N/A	N/A	N/A
02:00:00	0	N/A	N/A	N/A
03:00:00	0	N/A	N/A	N/A
04:00:00	0	N/A	N/A	N/A
05:00:00	8	29.4	8	38.8
06:00:00	8	31.6	6	37.5
07:00:00	22	30.8	14	40.0
08:00:00	40	25.8	32	39.4
09:00:00	22	31.0	18	38.9
10:00:00	32	22.4	25	36.3
11:00:00	25	30.9	16	37.5
12:00:00	22	26.9	18	38.1
13:00:00	26	27.3	19	39.3
14:00:00	21	28.2	15	37.5
15:00:00	34	28.1	28	38.4
16:00:00	39	22.9	25	37.5
17:00:00	28	28.5	23	39.9
18:00:00	36	26.1	26	37.5
19:00:00	20	22.0	8	39.4
20:00:00	11	20.5	4	35.0
21:00:00	8	30.6	5	34.5
22:00:00	5	27.0	4	35.0
23:00:00	4	26.9	3	37.5
00:00:00	1	37.5	1	37.5
01:00:00	3	37.5	3	37.5
02:00:00	0	N/A	N/A	N/A
03:00:00	0	N/A	N/A	N/A
04:00:00	0	N/A	N/A	N/A

Summary of Violators
Honeybourne road

from Fri-Oct-13-2023-12-00-AM to Mon-Nov-20-2023-11-59-AM

05:00:00	5	36.5	5	36.5
06:00:00	12	35.6	10	42.0
07:00:00	25	29.5	18	38.3
08:00:00	35	27.8	27	37.7
09:00:00	33	24.6	22	39.1
10:00:00	28	22.4	13	38.7
11:00:00	37	22.6	25	37.1
12:00:00	26	30.1	20	40.0
13:00:00	41	25.0	29	38.0
14:00:00	17	32.8	16	38.4
15:00:00	42	27.8	28	38.0
16:00:00	26	31.3	21	38.5
17:00:00	49	24.7	37	39.9
18:00:00	20	31.5	18	36.1
19:00:00	18	24.6	16	34.7
20:00:00	12	32.3	7	39.6
21:00:00	11	27.3	10	37.5
22:00:00	2	35.0	1	42.5
23:00:00	1	32.5	1	32.5
00:00:00	1	42.5	1	42.5
01:00:00	1	47.5	1	47.5
02:00:00	0	N/A	N/A	N/A
03:00:00	0	N/A	N/A	N/A
04:00:00	0	N/A	N/A	N/A
05:00:00	4	35.0	4	35.0
06:00:00	7	37.5	7	37.5
07:00:00	22	32.4	16	41.6
08:00:00	33	28.8	24	40.2
09:00:00	24	29.4	18	38.1
10:00:00	24	29.5	21	38.2
11:00:00	21	29.4	18	37.5
12:00:00	31	29.8	24	39.0
13:00:00	36	19.4	23	37.5
14:00:00	25	28.1	22	37.7
15:00:00	21	36.8	21	40.4
16:00:00	35	29.6	28	38.0
17:00:00	35	23.3	31	38.8
18:00:00	27	29.0	24	38.5
19:00:00	29	25.3	18	38.1
20:00:00	12	28.3	10	36.0
21:00:00	10	28.0	9	35.8
22:00:00	4	42.5	4	42.5
23:00:00	3	27.5	1	37.5
00:00:00	4	46.3	4	46.3
01:00:00	0	N/A	N/A	N/A
02:00:00	0	N/A	N/A	N/A
03:00:00	0	N/A	N/A	N/A
04:00:00	0	N/A	N/A	N/A
05:00:00	6	22.1	6	42.5

Summary of Violators
Honeybourne road

from Fri-Oct-13-2023-12-00-AM to Mon-Nov-20-2023-11-59-AM

06:00:00	9	38.6	9	38.6
07:00:00	18	29.9	13	38.7
08:00:00	26	27.6	18	42.2
09:00:00	30	25.8	18	36.7
10:00:00	33	25.2	20	35.5
11:00:00	30	29.4	23	38.4
12:00:00	32	22.4	25	36.7
13:00:00	27	23.6	18	36.4
14:00:00	30	23.0	24	36.0
15:00:00	49	25.8	41	38.5
16:00:00	31	31.8	28	39.8
17:00:00	44	25.1	28	38.6
18:00:00	44	23.2	32	37.2
19:00:00	34	26.5	26	36.9
20:00:00	16	25.8	11	33.9
21:00:00	8	28.4	6	40.0
22:00:00	7	33.9	5	36.5
23:00:00	8	36.3	7	37.5
00:00:00	2	35.0	1	42.5
01:00:00	0	N/A	N/A	N/A
02:00:00	2	40.0	2	40.0
03:00:00	0	N/A	N/A	N/A
04:00:00	0	N/A	N/A	N/A
05:00:00	4	41.3	4	41.3
06:00:00	4	38.8	4	38.8
07:00:00	2	35.0	1	42.5
08:00:00	8	40.0	8	40.0
09:00:00	23	25.2	11	37.5
10:00:00	25	31.2	17	38.7
11:00:00	38	30.4	26	40.6
12:00:00	25	27.6	17	38.7
13:00:00	33	26.0	18	38.9
14:00:00	35	21.0	28	37.0
15:00:00	32	27.3	28	39.3
16:00:00	28	27.5	21	38.2
17:00:00	36	29.9	25	39.1
18:00:00	18	26.9	13	39.4
19:00:00	20	28.4	14	36.8
20:00:00	8	30.9	6	36.7
21:00:00	9	28.9	6	35.8
22:00:00	5	33.5	4	35.0
23:00:00	5	37.5	4	40.0
00:00:00	1	37.5	1	37.5
01:00:00	4	41.3	3	45.8
02:00:00	2	40.0	2	40.0
03:00:00	0	N/A	N/A	N/A
04:00:00	0	N/A	N/A	N/A
05:00:00	0	N/A	N/A	N/A
06:00:00	5	38.5	5	38.5

Summary of Violators
Honeybourne road

from Fri-Oct-13-2023-12-00-AM to Mon-Nov-20-2023-11-59-AM

07:00:00	0	N/A	N/A	N/A
08:00:00	8	38.1	8	38.1
09:00:00	11	28.6	8	37.5
10:00:00	28	29.6	18	37.8
11:00:00	23	27.8	19	38.0
12:00:00	22	26.9	17	40.1
13:00:00	28	26.2	17	37.8
14:00:00	38	26.4	24	39.0
15:00:00	37	24.4	25	39.3
16:00:00	32	22.1	21	36.8
17:00:00	27	30.3	22	38.2
18:00:00	20	28.1	13	35.2
19:00:00	16	34.2	14	38.2
20:00:00	17	25.6	9	36.9
21:00:00	5	27.0	5	34.5
22:00:00	6	35.0	6	35.0
23:00:00	1	47.5	1	47.5
00:00:00	1	42.5	1	42.5
01:00:00	0	N/A	N/A	N/A
02:00:00	0	N/A	N/A	N/A
03:00:00	0	N/A	N/A	N/A
04:00:00	0	N/A	N/A	N/A
05:00:00	0	N/A	N/A	N/A
06:00:00	9	32.8	8	38.1
07:00:00	9	40.8	9	40.8
08:00:00	26	32.4	22	39.8
09:00:00	25	31.1	22	37.5
10:00:00	28	30.9	22	39.1
11:00:00	24	31.0	19	39.6
12:00:00	26	26.3	19	36.2
13:00:00	22	27.7	18	36.7
14:00:00	25	36.3	19	40.1
15:00:00	26	23.0	18	37.2
16:00:00	25	30.3	22	38.0
17:00:00	47	21.9	38	37.6
18:00:00	27	24.8	19	37.2
19:00:00	26	28.5	17	37.8
20:00:00	22	29.1	20	36.0
21:00:00	12	30.8	11	37.5
22:00:00	9	34.7	6	38.3
23:00:00	6	38.3	4	45.0
00:00:00	3	42.5	3	42.5
01:00:00	1	47.5	1	47.5
02:00:00	0	N/A	N/A	N/A
03:00:00	0	N/A	N/A	N/A
04:00:00	0	N/A	N/A	N/A
05:00:00	0	N/A	N/A	N/A
06:00:00	7	32.9	6	40.0
07:00:00	7	36.1	6	37.5

Summary of Violators
Honeybourne road

from Fri-Oct-13-2023-12-00-AM to Mon-Nov-20-2023-11-59-AM

08:00:00	27	29.0	20	42.3
09:00:00	30	30.8	27	40.5
10:00:00	27	23.7	19	37.5
11:00:00	22	28.4	12	39.2
12:00:00	25	26.8	18	38.3
13:00:00	23	30.2	17	37.8
14:00:00	25	27.4	22	39.5
15:00:00	32	27.2	19	37.0
16:00:00	35	22.1	25	38.9
17:00:00	43	24.0	34	37.5
18:00:00	42	22.8	27	34.9
19:00:00	30	27.9	21	36.5
20:00:00	20	25.3	13	35.6
21:00:00	11	34.1	10	38.0
22:00:00	10	29.8	6	36.7
23:00:00	9	25.3	7	35.4
00:00:00	2	35.0	2	35.0
01:00:00	2	40.0	2	40.0
02:00:00	1	32.5	1	32.5
03:00:00	0	N/A	N/A	N/A
04:00:00	1	37.5	1	37.5
05:00:00	0	N/A	N/A	N/A
06:00:00	6	32.1	6	37.5
07:00:00	4	37.5	4	37.5
08:00:00	19	36.8	17	40.1
09:00:00	24	28.1	22	38.4
10:00:00	20	26.6	16	37.5
11:00:00	35	25.5	20	38.5
12:00:00	27	26.8	19	37.8
13:00:00	28	25.4	18	39.7
14:00:00	22	26.1	19	36.7
15:00:00	26	27.4	19	36.7
16:00:00	30	27.9	26	37.5
17:00:00	32	27.7	25	40.1
18:00:00	44	20.1	30	36.2
19:00:00	30	25.1	21	35.6
20:00:00	22	32.6	16	36.9
21:00:00	25	28.3	18	36.1
22:00:00	14	18.4	6	32.5
23:00:00	4	36.3	3	40.8
00:00:00	3	34.2	3	34.2
01:00:00	0	N/A	N/A	N/A
02:00:00	0	N/A	N/A	N/A
03:00:00	0	N/A	N/A	N/A
04:00:00	0	N/A	N/A	N/A
05:00:00	0	N/A	N/A	N/A
06:00:00	4	26.9	4	36.3
07:00:00	9	33.3	9	37.5
08:00:00	26	32.2	21	43.0

Summary of Violators
Honeybourne road

from Fri-Oct-13-2023-12-00-AM to Mon-Nov-20-2023-11-59-AM

09:00:00	26	33.2	22	39.5
10:00:00	11	36.1	9	38.1
11:00:00	28	26.1	19	37.2
12:00:00	29	28.4	25	39.5
13:00:00	31	29.5	27	39.2
14:00:00	16	25.9	14	37.9
15:00:00	25	28.3	24	36.7
16:00:00	38	25.0	19	39.1
17:00:00	36	23.8	28	38.2
18:00:00	27	26.9	16	36.9
19:00:00	25	21.7	20	34.0
20:00:00	17	28.1	10	35.5
21:00:00	9	31.1	7	37.5
22:00:00	8	24.1	7	39.6
23:00:00	2	35.0	2	35.0
00:00:00	5	36.5	5	36.5
01:00:00	1	52.5	1	52.5
02:00:00	1	42.5	1	42.5
03:00:00	0	N/A	N/A	N/A
04:00:00	0	N/A	N/A	N/A
05:00:00	0	N/A	N/A	N/A
06:00:00	3	26.7	3	39.2
07:00:00	6	38.3	5	40.5
08:00:00	24	27.1	16	40.9
09:00:00	24	34.4	20	39.3
10:00:00	24	24.5	16	34.4
11:00:00	25	29.6	20	36.5
12:00:00	21	32.7	18	38.1
13:00:00	31	30.2	25	38.3
14:00:00	25	32.2	19	38.0
15:00:00	21	31.7	16	40.6
16:00:00	32	24.9	23	37.3
17:00:00	30	32.9	28	41.3
18:00:00	32	24.7	26	36.7
19:00:00	26	27.7	19	35.1
20:00:00	27	30.0	24	37.7
21:00:00	14	31.6	8	40.0
22:00:00	8	39.4	7	41.1
23:00:00	9	27.8	4	35.0
00:00:00	4	31.3	2	35.0
01:00:00	2	35.0	2	35.0
02:00:00	1	47.5	1	47.5
03:00:00	0	N/A	N/A	N/A
04:00:00	0	N/A	N/A	N/A
05:00:00	0	N/A	N/A	N/A
06:00:00	2	32.5	1	37.5
07:00:00	2	45.0	2	45.0
08:00:00	4	30.6	4	41.3
09:00:00	11	39.3	10	40.5

Summary of Violators
Honeybourne road

from Fri-Oct-13-2023-12-00-AM to Mon-Nov-20-2023-11-59-AM

10:00:00	26	24.8	19	37.0
11:00:00	27	26.6	22	36.1
12:00:00	23	36.3	19	40.4
13:00:00	30	26.3	24	37.7
14:00:00	30	32.0	22	39.1
15:00:00	36	23.7	23	38.2
16:00:00	30	23.6	22	36.6
17:00:00	32	27.8	22	37.3
18:00:00	28	26.4	16	37.5
19:00:00	25	22.0	18	36.4
20:00:00	15	25.8	9	34.2
21:00:00	26	23.0	17	35.4
22:00:00	11	29.8	5	36.5
23:00:00	7	31.8	4	36.3
00:00:00	7	29.3	6	35.0
01:00:00	2	37.5	1	47.5
02:00:00	2	35.0	2	35.0
03:00:00	0	N/A	N/A	N/A
04:00:00	1	37.5	1	37.5
05:00:00	0	N/A	N/A	N/A
06:00:00	1	32.5	1	32.5
07:00:00	0	N/A	N/A	N/A
08:00:00	3	42.5	3	42.5
09:00:00	12	31.9	9	38.1
10:00:00	21	28.6	16	37.8
11:00:00	29	27.8	18	39.4
12:00:00	32	28.8	25	38.7
13:00:00	36	22.6	26	37.5
14:00:00	30	28.3	20	38.0
15:00:00	25	28.3	22	37.7
16:00:00	27	26.7	23	36.6
17:00:00	28	23.3	20	38.8
18:00:00	21	26.8	18	35.3
19:00:00	12	26.0	5	35.5
20:00:00	7	37.5	5	41.5
21:00:00	4	33.8	3	37.5
22:00:00	3	23.3	1	42.5
23:00:00	2	35.0	1	42.5
00:00:00	2	22.5	1	32.5
01:00:00	0	N/A	N/A	N/A
02:00:00	1	32.5	1	32.5
03:00:00	0	N/A	N/A	N/A
04:00:00	0	N/A	N/A	N/A
05:00:00	0	N/A	N/A	N/A
06:00:00	8	32.8	6	41.7
07:00:00	7	38.2	7	38.2
08:00:00	28	34.8	22	40.5
09:00:00	43	28.4	32	39.4
10:00:00	27	29.5	19	39.6

Summary of Violators
Honeybourne road

from Fri-Oct-13-2023-12-00-AM to Mon-Nov-20-2023-11-59-AM

11:00:00	12	40.0	11	41.1
12:00:00	32	24.6	24	36.9
13:00:00	26	28.9	22	37.0
14:00:00	22	29.2	18	38.9
15:00:00	25	28.1	15	37.8
16:00:00	41	22.3	32	37.3
17:00:00	50	26.7	40	38.4
18:00:00	32	22.1	16	35.3
19:00:00	32	28.4	26	38.1
20:00:00	23	34.9	18	40.6
21:00:00	21	20.4	14	36.8
22:00:00	8	31.3	5	37.5
23:00:00	4	30.0	2	35.0
00:00:00	0	N/A	N/A	N/A
01:00:00	2	30.0	1	32.5
02:00:00	0	N/A	N/A	N/A
03:00:00	0	N/A	N/A	N/A
04:00:00	0	N/A	N/A	N/A
05:00:00	0	N/A	N/A	N/A
06:00:00	6	30.4	6	35.8
07:00:00	13	36.7	13	42.9
08:00:00	31	31.5	26	41.2
09:00:00	35	26.5	26	40.0
10:00:00	33	22.0	29	35.8
11:00:00	24	30.6	20	39.0
12:00:00	21	32.5	17	38.1
13:00:00	29	24.7	23	38.8
14:00:00	29	28.8	19	39.6
15:00:00	27	26.4	21	38.2
16:00:00	28	23.6	18	38.6
17:00:00	36	29.2	29	40.6
18:00:00	54	21.9	44	36.3
19:00:00	28	24.9	19	35.4
20:00:00	15	29.0	11	41.1
21:00:00	8	28.8	7	39.6
22:00:00	8	29.7	6	36.7
23:00:00	4	31.3	1	42.5
00:00:00	2	37.5	2	37.5
01:00:00	0	N/A	N/A	N/A
02:00:00	0	N/A	N/A	N/A
03:00:00	0	N/A	N/A	N/A
04:00:00	0	N/A	N/A	N/A
05:00:00	0	N/A	N/A	N/A
06:00:00	9	35.6	9	39.7
07:00:00	11	25.9	9	38.1
08:00:00	25	31.8	20	37.5
09:00:00	33	31.0	26	40.8
10:00:00	38	25.8	24	35.8
11:00:00	26	27.6	16	37.8

Summary of Violators
Honeybourne road

from Fri-Oct-13-2023-12-00-AM to Mon-Nov-20-2023-11-59-AM

12:00:00	26	24.4	20	37.3
13:00:00	27	27.1	22	37.3
14:00:00	32	27.6	22	38.4
15:00:00	31	28.9	24	38.3
16:00:00	33	25.7	25	38.3
17:00:00	55	20.7	36	36.9
18:00:00	40	22.1	23	35.5
19:00:00	28	25.0	21	38.0
20:00:00	22	22.8	12	37.1
21:00:00	19	21.7	11	35.7
22:00:00	14	21.3	11	34.8
23:00:00	3	32.5	1	47.5
00:00:00	2	42.5	2	42.5
01:00:00	1	37.5	1	37.5
02:00:00	0	N/A	N/A	N/A
03:00:00	0	N/A	N/A	N/A
04:00:00	0	N/A	N/A	N/A
05:00:00	0	N/A	N/A	N/A
06:00:00	6	41.7	6	41.7
07:00:00	10	37.0	9	38.1
08:00:00	31	28.3	26	40.0
09:00:00	25	30.5	21	38.2
10:00:00	29	20.3	16	37.8
11:00:00	30	23.8	23	37.5
12:00:00	28	32.3	23	39.2
13:00:00	32	29.4	26	38.7
14:00:00	25	27.4	18	37.8
15:00:00	30	23.1	21	36.3
16:00:00	36	26.9	30	38.2
17:00:00	30	28.3	20	37.5
18:00:00	42	25.2	32	37.0
19:00:00	21	30.0	16	37.8
20:00:00	18	25.3	15	34.5
21:00:00	11	27.0	7	36.8
22:00:00	11	28.0	9	36.4
23:00:00	7	27.1	3	37.5
00:00:00	3	37.5	3	37.5
01:00:00	0	N/A	N/A	N/A
02:00:00	0	N/A	N/A	N/A
03:00:00	0	N/A	N/A	N/A
04:00:00	0	N/A	N/A	N/A
05:00:00	0	N/A	N/A	N/A
06:00:00	7	23.6	7	41.1
07:00:00	7	41.8	7	41.8
08:00:00	22	28.4	17	37.8
09:00:00	40	26.9	33	37.7
10:00:00	29	26.5	22	39.3
11:00:00	20	28.9	15	39.2
12:00:00	30	26.1	21	39.9

Summary of Violators
Honeybourne road

from Fri-Oct-13-2023-12-00-AM to Mon-Nov-20-2023-11-59-AM

13:00:00	28	28.7	19	39.3
14:00:00	23	30.2	20	40.0
15:00:00	32	28.8	26	39.6
16:00:00	29	24.3	20	38.3
17:00:00	50	19.7	32	38.4
18:00:00	37	27.1	22	38.9
19:00:00	22	24.4	17	37.8
20:00:00	22	26.1	12	36.3
21:00:00	11	26.1	6	35.0
22:00:00	7	37.5	6	40.0
23:00:00	12	25.4	6	35.8
00:00:00	7	28.6	5	36.5
01:00:00	1	37.5	1	37.5
02:00:00	0	N/A	N/A	N/A
03:00:00	0	N/A	N/A	N/A
04:00:00	1	42.5	1	42.5
05:00:00	0	N/A	N/A	N/A
06:00:00	4	28.1	4	36.3
07:00:00	4	41.3	4	41.3
08:00:00	3	34.2	1	47.5
09:00:00	14	34.1	13	37.1
10:00:00	27	32.9	22	37.7
11:00:00	21	30.4	17	35.4
12:00:00	26	25.5	19	37.0
13:00:00	47	29.7	32	39.2
14:00:00	32	28.3	26	40.2
15:00:00	29	27.4	22	39.1
16:00:00	35	27.4	26	39.4
17:00:00	44	23.8	25	36.1
18:00:00	33	23.6	25	35.5
19:00:00	12	19.0	6	36.7
20:00:00	17	25.1	12	36.7
21:00:00	12	30.4	10	38.5
22:00:00	10	26.0	6	35.0
23:00:00	6	26.3	3	35.8
00:00:00	5	34.5	5	34.5
01:00:00	0	N/A	N/A	N/A
02:00:00	0	N/A	N/A	N/A
03:00:00	0	N/A	N/A	N/A
04:00:00	0	N/A	N/A	N/A
05:00:00	0	N/A	N/A	N/A
06:00:00	5	36.5	5	36.5
07:00:00	1	37.5	1	37.5
08:00:00	2	45.0	2	45.0
09:00:00	12	31.3	10	42.0
10:00:00	26	29.2	23	39.2
11:00:00	34	24.4	25	38.9
12:00:00	29	29.0	22	38.9
13:00:00	34	24.2	28	37.5

Summary of Violators
Honeybourne road

from Fri-Oct-13-2023-12-00-AM to Mon-Nov-20-2023-11-59-AM

14:00:00	19	26.3	16	37.8
15:00:00	26	33.8	22	38.9
16:00:00	20	28.6	15	40.2
17:00:00	20	22.4	15	36.2
18:00:00	18	27.6	13	36.0
19:00:00	15	29.8	12	36.3
20:00:00	10	35.0	9	35.8
21:00:00	6	37.5	6	37.5
22:00:00	8	35.0	7	36.1
23:00:00	6	38.3	5	40.5
00:00:00	4	26.9	4	36.3
01:00:00	0	N/A	N/A	N/A
02:00:00	0	N/A	N/A	N/A
03:00:00	0	N/A	N/A	N/A
04:00:00	0	N/A	N/A	N/A
05:00:00	1	17.5	0	0.0
06:00:00	7	30.0	5	39.5
07:00:00	12	28.1	11	38.4
08:00:00	24	30.4	16	40.3
09:00:00	32	28.0	30	39.3
10:00:00	27	28.1	22	37.7
11:00:00	25	29.8	21	39.6
12:00:00	22	26.1	15	39.5
13:00:00	24	25.1	19	37.0
14:00:00	27	29.7	23	39.2
15:00:00	26	26.3	16	38.1
16:00:00	37	27.7	28	37.3
17:00:00	37	26.0	30	37.5
18:00:00	36	26.6	21	38.2
19:00:00	14	30.7	10	38.0
20:00:00	16	27.8	9	40.3
21:00:00	10	33.3	8	39.4
22:00:00	5	37.5	3	44.2
23:00:00	4	40.0	3	44.2
00:00:00	2	35.0	2	35.0
01:00:00	0	N/A	N/A	N/A
02:00:00	0	N/A	N/A	N/A
03:00:00	0	N/A	N/A	N/A
04:00:00	0	N/A	N/A	N/A
05:00:00	0	N/A	N/A	N/A
06:00:00	4	18.8	4	37.5
07:00:00	11	33.4	11	40.7
08:00:00	29	31.8	20	42.5
09:00:00	39	28.7	32	38.6
10:00:00	30	23.7	23	38.4
11:00:00	17	29.0	12	36.7
12:00:00	25	30.0	16	38.8
13:00:00	16	31.6	14	38.2
14:00:00	31	25.0	21	36.1

Summary of Violators
Honeybourne road

from Fri-Oct-13-2023-12-00-AM to Mon-Nov-20-2023-11-59-AM

15:00:00	30	26.4	24	36.9
16:00:00	32	27.1	23	37.9
17:00:00	45	26.5	36	39.9
18:00:00	42	21.8	24	35.8
19:00:00	27	24.9	13	36.3
20:00:00	19	29.6	12	37.9
21:00:00	15	25.8	7	36.8
22:00:00	5	24.0	1	37.5
23:00:00	8	36.3	6	40.0
00:00:00	3	34.2	2	42.5
01:00:00	1	22.5	0	0.0
02:00:00	0	N/A	N/A	N/A
03:00:00	1	32.5	1	32.5
04:00:00	0	N/A	N/A	N/A
05:00:00	0	N/A	N/A	N/A
06:00:00	5	30.0	5	36.5
07:00:00	12	35.8	9	39.2
08:00:00	29	28.8	22	41.4
09:00:00	48	23.0	33	38.4
10:00:00	42	24.0	25	38.1
11:00:00	48	20.2	29	37.2
12:00:00	36	25.1	27	35.8
13:00:00	25	26.0	17	36.3
14:00:00	29	26.5	21	37.5
15:00:00	24	29.8	17	41.6
16:00:00	29	29.7	25	40.3
17:00:00	28	29.4	21	38.7
18:00:00	34	28.0	22	37.3
19:00:00	26	27.4	18	36.4
20:00:00	15	29.5	10	38.0
21:00:00	16	28.0	8	39.4
22:00:00	10	31.3	7	41.1
23:00:00	4	29.4	4	38.8
00:00:00	3	45.8	3	45.8
01:00:00	1	47.5	1	47.5
02:00:00	0	N/A	N/A	N/A
03:00:00	1	47.5	1	47.5
04:00:00	0	N/A	N/A	N/A
05:00:00	1	37.5	1	37.5
06:00:00	6	32.9	6	40.0
07:00:00	12	31.7	11	38.9
08:00:00	31	26.5	20	41.3
09:00:00	31	27.1	23	39.0
10:00:00	30	28.6	26	38.8
11:00:00	23	28.0	13	39.8
12:00:00	35	27.7	26	37.3
13:00:00	21	32.1	14	39.3
14:00:00	28	31.6	21	40.6
15:00:00	46	24.2	37	36.8

Summary of Violators
Honeybourne road

from Fri-Oct-13-2023-12-00-AM to Mon-Nov-20-2023-11-59-AM

16:00:00	29	25.6	21	38.2
17:00:00	50	25.9	41	39.1
18:00:00	48	19.9	17	37.5
19:00:00	39	24.3	25	37.1
20:00:00	23	25.9	15	36.8
21:00:00	7	28.6	4	36.3
22:00:00	10	36.5	9	37.5
23:00:00	6	32.5	4	37.5
00:00:00	1	32.5	1	32.5
01:00:00	1	37.5	1	37.5
02:00:00	0	N/A	N/A	N/A
03:00:00	0	N/A	N/A	N/A
04:00:00	0	N/A	N/A	N/A
05:00:00	0	N/A	N/A	N/A
06:00:00	6	32.9	6	39.2
07:00:00	10	31.0	10	39.5
08:00:00	26	28.8	16	40.3
09:00:00	34	25.3	28	37.9
10:00:00	38	23.2	26	36.7
11:00:00	25	32.5	21	39.9
12:00:00	26	26.8	22	39.5
13:00:00	26	28.1	19	38.0
14:00:00	32	22.7	21	38.0
15:00:00	39	27.4	33	38.6
16:00:00	32	25.5	21	39.2
17:00:00	55	21.9	40	37.6
18:00:00	41	26.2	25	37.3
19:00:00	30	27.7	23	39.9
20:00:00	35	27.2	28	37.9
21:00:00	17	27.5	12	34.2
22:00:00	7	27.1	5	35.5
23:00:00	11	27.7	5	34.5
00:00:00	3	42.5	3	42.5
01:00:00	2	40.0	2	40.0
02:00:00	0	N/A	N/A	N/A
03:00:00	0	N/A	N/A	N/A
04:00:00	0	N/A	N/A	N/A
05:00:00	0	N/A	N/A	N/A
06:00:00	4	33.8	3	35.8
07:00:00	2	50.0	2	50.0
08:00:00	4	29.4	4	40.0
09:00:00	14	36.4	14	42.1
10:00:00	22	30.2	18	40.0
11:00:00	31	30.0	24	39.2
12:00:00	38	27.4	29	38.5
13:00:00	32	32.5	26	40.0
14:00:00	28	26.5	22	38.0
15:00:00	31	26.0	18	36.1
16:00:00	48	21.7	37	37.5

Summary of Violators
Honeybourne road

from Fri-Oct-13-2023-12-00-AM to Mon-Nov-20-2023-11-59-AM

17:00:00	33	23.6	26	38.1
18:00:00	31	25.2	20	36.5
19:00:00	25	26.6	16	35.9
20:00:00	19	25.9	14	35.0
21:00:00	11	28.4	9	36.9
22:00:00	11	31.8	10	36.0
23:00:00	10	28.8	6	38.3
00:00:00	5	36.5	4	38.8
01:00:00	2	30.0	1	32.5
02:00:00	0	N/A	N/A	N/A
03:00:00	1	42.5	1	42.5
04:00:00	0	N/A	N/A	N/A
05:00:00	0	N/A	N/A	N/A
06:00:00	4	37.5	4	37.5
07:00:00	3	39.2	3	39.2
08:00:00	3	40.8	3	40.8
09:00:00	7	31.4	6	39.2
10:00:00	15	37.8	14	38.6
11:00:00	36	25.5	27	37.9
12:00:00	29	28.9	22	39.8
13:00:00	41	25.5	30	36.8
14:00:00	28	32.8	21	39.4
15:00:00	35	30.8	29	39.7
16:00:00	31	31.6	25	40.1
17:00:00	26	25.1	17	38.4
18:00:00	25	25.7	21	35.8
19:00:00	17	31.9	13	37.9
20:00:00	19	26.4	14	36.1
21:00:00	9	35.3	6	40.0
22:00:00	1	37.5	1	37.5
23:00:00	4	42.5	4	42.5

Incoming Histogram

Honeybourne road

from Fri-Oct-13-2023-12-00-AM to Mon-Nov-20-2023-11-59-AM

Date	Starting Hr:min	<15	15 to <20	20 to <25	25 to <30	30 to <35	35 to <40	40 to <45	45 to <50	50 to <55	55 to <60	60 to <65	65 to <70	70 to <75	75 to <80	80 to <85	85 to <90	90 to <95	95 to <100	100 to >105	Total Counts	Avg Speed (MPH)	85pct Speed	5MPH Pace	% in pace	# of Speeders	% Speeders	
13/10/2023	00:00	0	0	0	0	0	0	0	0	0	0	0	0	0	0	0	0	0	0	0	0	0	0	*	*	*	*	
13/10/2023	01:00	0	0	0	1	0	0	0	0	0	0	0	0	0	0	0	0	0	0	0	0	1	27	30	25 to 30	100.0	*	*
13/10/2023	02:00	0	0	0	1	0	0	0	0	0	0	0	0	0	0	0	0	0	0	0	0	1	27	30	25 to 30	100.0	*	*
13/10/2023	03:00	0	0	0	0	0	0	0	0	0	0	0	0	0	0	0	0	0	0	0	0	0	0	0	*	*	*	*
13/10/2023	04:00	0	1	0	0	0	0	0	0	0	0	0	0	0	0	0	0	0	0	0	0	1	17	20	15 to 20	100.0	*	*
13/10/2023	05:00	0	0	0	0	1	2	0	0	0	0	0	0	0	0	0	0	0	0	0	0	3	35.3	40	35 to 40	66.7	3	100.0
13/10/2023	06:00	0	0	3	2	0	3	0	0	0	0	0	0	0	0	0	0	0	0	0	0	8	28.9	38.3	20 to 25	37.5	3	37.5
13/10/2023	07:00	0	1	4	16	10	6	1	0	0	0	0	0	0	0	0	0	0	0	0	0	38	29.7	35.8	25 to 30	42.1	17	44.7
13/10/2023	08:00	0	1	7	16	11	7	4	0	0	0	0	0	0	0	0	0	0	0	0	0	46	30.3	37.9	25 to 30	34.8	22	47.8
13/10/2023	09:00	1	1	1	6	13	10	2	1	0	0	0	0	0	0	0	0	0	0	0	0	35	32.3	39	30 to 35	37.1	26	74.3
13/10/2023	10:00	0	0	2	10	16	6	0	0	0	0	0	0	0	0	0	0	0	0	0	0	34	31.2	35.8	30 to 35	47.1	22	64.7
13/10/2023	11:00	0	0	4	3	9	4	2	0	0	0	0	0	0	0	0	0	0	0	0	0	22	31.5	38.8	30 to 35	40.9	15	68.2
13/10/2023	12:00	0	1	1	6	10	5	1	0	0	0	0	0	0	0	0	0	0	0	0	0	24	31.4	37	30 to 35	41.7	16	66.7
13/10/2023	13:00	0	0	2	7	13	9	1	1	0	0	0	0	0	0	0	0	0	0	0	0	33	32.7	38.3	30 to 35	39.4	24	72.7
13/10/2023	14:00	0	2	5	12	15	7	2	0	0	0	0	0	0	0	0	0	0	0	0	0	43	30.3	37.1	30 to 35	34.9	24	55.8
13/10/2023	15:00	1	0	4	12	8	1	0	1	0	0	0	0	0	0	0	0	0	0	0	0	27	28.6	33.8	25 to 30	44.4	10	37.0
13/10/2023	16:00	0	0	5	5	10	9	9	3	0	0	0	0	0	0	0	0	0	0	0	0	41	34.7	43.3	30 to 35	24.4	31	75.6
13/10/2023	17:00	0	0	1	2	13	7	6	5	2	0	0	0	0	0	0	0	0	0	0	0	36	37.4	47	30 to 35	36.1	33	91.7
13/10/2023	18:00	0	1	5	6	7	8	4	3	1	0	0	0	0	0	0	0	0	0	0	0	35	33.7	43.8	35 to 40	22.9	23	65.7
13/10/2023	19:00	0	1	3	8	5	3	4	0	0	0	0	0	0	0	0	0	0	0	0	0	24	30.9	40	25 to 30	33.3	12	50.0
13/10/2023	20:00	0	0	0	8	5	2	2	1	1	0	0	0	0	0	0	0	0	0	0	0	19	33.6	42.5	25 to 30	42.1	11	57.9
13/10/2023	21:00	0	0	0	3	5	3	0	0	0	0	0	0	0	0	0	0	0	0	0	0	11	32	36.7	30 to 35	45.5	8	72.7
13/10/2023	22:00	0	1	2	4	2	0	0	0	0	0	0	0	0	0	0	0	0	0	0	0	9	26	32.5	25 to 30	44.4	2	22.2
13/10/2023	23:00	0	0	0	3	0	0	1	2	0	0	0	0	0	0	0	0	0	0	0	0	6	36.3	47.5	25 to 30	50.0	3	50.0
24 Hr Summary		2	10	49	131	153	92	39	17	4	0	0	0	0	0	0	0	0	0	0	0	497	31.9	39.2	30 to 35	30.8	305	61.4

Incoming Histogram

Honeybourne road

from Fri-Oct-13-2023-12-00-AM to Mon-Nov-20-2023-11-59-AM

Date	Starting Hr:min	<15	15 to <20	20 to <25	25 to <30	30 to <35	35 to <40	40 to <45	45 to <50	50 to <55	55 to <60	60 to <65	65 to <70	70 to <75	75 to <80	80 to <85	85 to <90	90 to <95	95 to <100	100 to >105	Total Counts	Avg Speed (MPH)	85pct Speed	5MPH Pace	% in pace	# of Speeders	% Speeders
14/10/2023	00:00	0	0	0	0	0	0	0	0	0	0	0	0	0	0	0	0	0	0	0	0	0	0	*	*	*	*
14/10/2023	01:00	0	0	0	0	0	0	0	0	0	0	0	0	0	0	0	0	0	0	0	0	0	0	*	*	*	*
14/10/2023	02:00	0	0	0	0	0	0	0	0	0	0	0	0	0	0	0	0	0	0	0	0	0	0	*	*	*	*
14/10/2023	03:00	0	0	0	0	0	0	0	0	0	0	0	0	0	0	0	0	0	0	0	0	0	0	*	*	*	*
14/10/2023	04:00	0	0	0	0	0	0	0	0	0	0	0	0	0	0	0	0	0	0	0	0	0	0	*	*	*	*
14/10/2023	05:00	0	0	0	0	0	1	1	1	0	0	0	0	0	0	0	0	0	0	0	3	42	50	35 to 40	33.3	3	100.0
14/10/2023	06:00	0	0	0	0	0	0	2	0	0	0	0	0	0	0	0	0	0	0	0	2	42	45	40 to 45	100.0	2	100.0
14/10/2023	07:00	0	0	0	0	0	0	2	0	1	0	0	0	0	0	0	0	0	0	0	3	45.3	55	40 to 45	66.7	3	100.0
14/10/2023	08:00	0	0	1	1	3	3	4	1	1	0	0	0	0	0	0	0	0	0	0	14	37.4	45	40 to 45	28.6	12	85.7
14/10/2023	09:00	1	1	1	4	9	7	2	3	0	0	0	0	0	0	0	0	0	0	0	28	33.5	42.5	30 to 35	32.1	21	75.0
14/10/2023	10:00	0	1	4	10	10	4	5	2	0	0	0	0	0	0	0	0	0	0	0	36	32.1	42	25 to 30	27.8	21	58.3
14/10/2023	11:00	1	1	3	4	14	5	7	2	0	0	0	0	0	0	0	0	0	0	0	37	33.3	42.1	30 to 35	37.8	28	75.7
14/10/2023	12:00	0	0	2	8	9	13	6	2	1	0	0	0	0	0	0	0	0	0	0	41	35	42.5	35 to 40	31.7	31	75.6
14/10/2023	13:00	1	1	4	7	5	13	3	3	1	0	0	0	0	0	0	0	0	0	0	38	33.5	41.7	35 to 40	34.2	25	65.8
14/10/2023	14:00	0	0	0	0	6	5	8	2	1	0	0	0	0	0	0	0	0	0	0	22	39.3	45	40 to 45	36.4	22	100.0
14/10/2023	15:00	0	0	2	8	5	8	7	4	1	0	0	0	0	0	0	0	0	0	0	35	35.9	45	25 to 30	22.9	25	71.4
14/10/2023	16:00	1	0	0	8	5	5	5	2	0	0	0	0	0	0	0	0	0	0	0	26	34	43	25 to 30	30.8	17	65.4
14/10/2023	17:00	1	0	5	10	10	9	4	1	2	1	0	0	0	0	0	0	0	0	0	43	33.2	42.5	25 to 30	23.3	27	62.8
14/10/2023	18:00	1	1	0	2	6	3	2	0	0	0	0	0	0	0	0	0	0	0	0	15	31.2	40	30 to 35	40.0	11	73.3
14/10/2023	19:00	1	3	0	8	6	0	0	0	0	0	0	0	0	0	0	0	0	0	0	18	26.2	32.5	25 to 30	44.4	6	33.3
14/10/2023	20:00	0	1	2	2	1	2	0	0	0	0	0	0	0	0	0	0	0	0	0	8	27.8	37.5	20 to 25	25.0	3	37.5
14/10/2023	21:00	0	0	0	0	1	2	1	0	0	0	0	0	0	0	0	0	0	0	0	4	37	40	35 to 40	50.0	4	100.0
14/10/2023	22:00	0	0	0	1	1	2	0	1	0	0	0	0	0	0	0	0	0	0	0	5	36	40	35 to 40	40.0	4	80.0
14/10/2023	23:00	0	0	1	1	1	2	1	0	1	0	0	0	0	0	0	0	0	0	0	7	35.6	45	35 to 40	28.6	5	71.4
24 Hr Summary		7	9	25	74	92	84	60	24	9	1	0	0	0	0	0	0	0	0	0	385	34	43	30 to 35	23.9	270	70.1

Incoming Histogram

Honeybourne road

from Fri-Oct-13-2023-12-00-AM to Mon-Nov-20-2023-11-59-AM

Date	Starting Hr:min	<15	15 to <20	20 to <25	25 to <30	30 to <35	35 to <40	40 to <45	45 to <50	50 to <55	55 to <60	60 to <65	65 to <70	70 to <75	75 to <80	80 to <85	85 to <90	90 to <95	95 to <100	100 to >105	Total Counts	Avg Speed (MPH)	85pct Speed	5MPH Pace	% in pace	# of Speeders	% Speeders
15/10/2023	00:00	0	0	0	1	1	1	0	0	0	0	0	0	0	0	0	0	0	0	0	3	32	40	25 to 30	33.3	2	66.7
15/10/2023	01:00	0	0	0	1	0	0	0	1	0	0	0	0	0	0	0	0	0	0	0	2	37	50	25 to 30	50.0	1	50.0
15/10/2023	02:00	0	0	0	0	0	0	0	0	0	0	0	0	0	0	0	0	0	0	0	0	0	0	*	*	*	*
15/10/2023	03:00	0	0	0	0	0	0	0	0	0	0	0	0	0	0	0	0	0	0	0	0	0	0	*	*	*	*
15/10/2023	04:00	0	0	0	0	2	0	0	0	0	0	0	0	0	0	0	0	0	0	0	2	32.5	35	30 to 35	100.0	2	100.0
15/10/2023	05:00	0	0	0	0	1	1	2	0	0	0	0	0	0	0	0	0	0	0	0	4	38.5	42.5	40 to 45	50.0	4	100.0
15/10/2023	06:00	0	0	0	0	0	0	0	0	0	0	0	0	0	0	0	0	0	0	0	0	0	0	*	*	*	*
15/10/2023	07:00	0	0	0	0	1	2	2	0	0	0	0	0	0	0	0	0	0	0	0	5	38	42.5	35 to 40	40.0	5	100.0
15/10/2023	08:00	0	0	2	2	6	6	4	1	1	0	0	0	0	0	0	0	0	0	0	22	35.5	43.8	30 to 35	27.3	18	81.8
15/10/2023	09:00	1	0	0	2	4	4	3	4	1	0	0	0	0	0	0	0	0	0	0	19	37.4	47.5	30 to 35	21.1	16	84.2
15/10/2023	10:00	1	0	2	5	4	3	1	1	0	0	0	0	0	0	0	0	0	0	0	17	30.5	38.3	25 to 30	29.4	9	52.9
15/10/2023	11:00	2	1	3	2	6	9	7	0	2	1	0	0	0	0	0	0	0	0	0	33	34.7	43.6	35 to 40	27.3	25	75.8
15/10/2023	12:00	0	1	3	9	6	8	7	3	0	0	0	0	0	0	0	0	0	0	0	37	33.9	42.9	25 to 30	24.3	24	64.9
15/10/2023	13:00	1	0	1	7	15	9	6	4	0	0	0	0	0	0	0	0	0	0	0	43	34.6	43.3	30 to 35	34.9	34	79.1
15/10/2023	14:00	0	0	1	3	6	6	12	2	0	1	0	0	0	0	0	0	0	0	0	31	38	44.2	40 to 45	38.7	27	87.1
15/10/2023	15:00	0	1	0	4	5	3	8	3	0	0	0	0	0	0	0	0	0	0	0	24	36.5	44.4	40 to 45	33.3	19	79.2
15/10/2023	16:00	0	0	1	2	6	4	4	3	1	0	0	0	0	0	0	0	0	0	0	21	37.1	46.7	30 to 35	28.6	18	85.7
15/10/2023	17:00	1	0	1	1	3	8	3	1	2	0	1	0	0	0	0	0	0	0	0	21	37.9	50	35 to 40	38.1	18	85.7
15/10/2023	18:00	0	1	0	6	6	4	2	2	0	0	0	0	0	0	0	0	0	0	0	21	33.3	42.5	25 to 30	28.6	14	66.7
15/10/2023	19:00	1	0	0	5	3	4	3	0	0	0	0	0	0	0	0	0	0	0	0	16	32.4	41.7	25 to 30	31.3	10	62.5
15/10/2023	20:00	0	0	0	1	3	2	2	0	1	0	0	0	0	0	0	0	0	0	0	9	37.1	45	30 to 35	33.3	8	88.9
15/10/2023	21:00	0	0	0	1	1	3	0	0	1	1	0	0	0	0	0	0	0	0	0	7	39.9	55	35 to 40	42.9	6	85.7
15/10/2023	22:00	0	0	0	0	1	0	2	0	0	0	0	0	0	0	0	0	0	0	0	3	38.7	45	40 to 45	66.7	3	100.0
15/10/2023	23:00	0	0	0	1	1	0	0	0	0	0	0	0	0	0	0	0	0	0	0	2	29.5	35	25 to 30	50.0	1	50.0
24 Hr Summary		7	4	14	53	81	77	68	25	9	3	1	0	0	0	0	0	0	0	0	342	35.4	44	30 to 35	23.7	264	77.2

Incoming Histogram

Honeybourne road

from Fri-Oct-13-2023-12-00-AM to Mon-Nov-20-2023-11-59-AM

Date	Starting Hr:min	<15	15 to <20	20 to <25	25 to <30	30 to <35	35 to <40	40 to <45	45 to <50	50 to <55	55 to <60	60 to <65	65 to <70	70 to <75	75 to <80	80 to <85	85 to <90	90 to <95	95 to <100	100 to >105	Total Counts	Avg Speed (MPH)	85pct Speed	5MPH Pace	% in pace	# of Speeders	% Speeders	
16/10/2023	00:00	0	0	0	0	1	0	0	0	0	0	0	0	0	0	0	0	0	0	0	0	1	32	35	30 to 35	100.0	1	100.0
16/10/2023	01:00	0	0	0	0	0	0	0	0	0	0	0	0	0	0	0	0	0	0	0	0	0	0	0	*	*	*	*
16/10/2023	02:00	0	0	0	0	0	0	0	0	0	0	0	0	0	0	0	0	0	0	0	0	0	0	0	*	*	*	*
16/10/2023	03:00	0	0	0	0	3	0	0	0	0	0	0	0	0	0	0	0	0	0	0	0	3	32	35	30 to 35	100.0	3	100.0
16/10/2023	04:00	0	0	0	0	0	0	0	0	0	0	0	0	0	0	0	0	0	0	0	0	0	0	0	*	*	*	*
16/10/2023	05:00	0	0	0	0	2	3	3	1	0	0	0	0	0	0	0	0	0	0	0	0	9	38.7	45	35 to 40	33.3	9	100.0
16/10/2023	06:00	0	0	0	0	1	3	1	0	0	0	0	0	0	0	0	0	0	0	0	0	5	37	40	35 to 40	60.0	5	100.0
16/10/2023	07:00	1	1	1	2	4	5	3	1	1	0	0	0	0	0	0	0	0	0	0	0	19	33.9	43.3	35 to 40	26.3	14	73.7
16/10/2023	08:00	0	0	1	10	9	17	4	3	2	0	0	0	0	0	0	0	0	0	0	0	46	35.5	42.5	35 to 40	37.0	35	76.1
16/10/2023	09:00	0	1	1	5	5	11	3	6	1	0	0	0	0	0	0	0	0	0	0	0	33	36.5	46.7	35 to 40	33.3	26	78.8
16/10/2023	10:00	0	0	0	4	5	4	1	2	0	1	0	0	0	0	0	0	0	0	0	0	17	36	45	30 to 35	29.4	13	76.5
16/10/2023	11:00	0	0	1	1	1	8	5	0	0	0	0	0	0	0	0	0	0	0	0	0	16	36.9	43	35 to 40	50.0	14	87.5
16/10/2023	12:00	0	2	3	4	4	9	3	2	1	0	0	0	0	0	0	0	0	0	0	0	28	33.9	43.3	35 to 40	32.1	19	67.9
16/10/2023	13:00	0	0	0	1	3	3	5	2	0	0	0	0	0	0	0	0	0	0	0	0	14	38.6	45	40 to 45	35.7	13	92.9
16/10/2023	14:00	0	0	0	7	5	9	2	0	1	0	0	0	0	0	0	0	0	0	0	0	24	34.3	39.4	35 to 40	37.5	17	70.8
16/10/2023	15:00	1	0	6	7	13	10	7	0	1	0	0	0	0	0	0	0	0	0	0	0	45	32.8	40.7	30 to 35	28.9	31	68.9
16/10/2023	16:00	0	1	3	6	7	10	6	1	0	1	0	0	0	0	0	0	0	0	0	0	35	34.4	42.5	35 to 40	28.6	25	71.4
16/10/2023	17:00	0	0	1	4	9	16	5	2	1	0	0	0	0	0	0	0	0	0	0	0	38	36.2	42	35 to 40	42.1	33	86.8
16/10/2023	18:00	0	0	0	4	4	7	2	4	0	0	0	0	0	0	0	0	0	0	0	0	21	36.7	46.2	35 to 40	33.3	17	81.0
16/10/2023	19:00	0	0	0	2	5	3	1	2	0	0	0	0	0	0	0	0	0	0	0	0	13	35.7	45	30 to 35	38.5	11	84.6
16/10/2023	20:00	0	0	0	2	3	7	2	2	0	0	0	0	0	0	0	0	0	0	0	0	16	36.8	45	35 to 40	43.8	14	87.5
16/10/2023	21:00	0	0	0	1	2	0	1	2	0	0	0	0	0	0	0	0	0	0	0	0	6	37.8	47.5	30 to 35	33.3	5	83.3
16/10/2023	22:00	0	0	0	0	1	1	0	0	0	0	0	0	0	0	0	0	0	0	0	0	2	34.5	40	30 to 35	50.0	2	100.0
16/10/2023	23:00	0	0	0	0	1	0	0	1	1	0	0	0	0	0	0	0	0	0	0	0	3	43.7	55	30 to 35	33.3	3	100.0
24 Hr Summary		2	5	17	60	88	126	54	31	9	2	0	0	0	0	0	0	0	0	0	0	394	35.4	43.4	35 to 40	32.0	310	78.7

Incoming Histogram

Honeybourne road

from Fri-Oct-13-2023-12-00-AM to Mon-Nov-20-2023-11-59-AM

Date	Starting Hr:min	<15	15 to <20	20 to <25	25 to <30	30 to <35	35 to <40	40 to <45	45 to <50	50 to <55	55 to <60	60 to <65	65 to <70	70 to <75	75 to <80	80 to <85	85 to <90	90 to <95	95 to <100	100 to >105	Total Counts	Avg Speed (MPH)	85pct Speed	5MPH Pace	% in pace	# of Speeders	% Speeders
17/10/2023	00:00	0	0	0	0	0	0	0	0	0	0	0	0	0	0	0	0	0	0	0	0	0	0	*	*	*	*
17/10/2023	01:00	0	0	0	0	0	0	0	0	0	0	0	0	0	0	0	0	0	0	0	0	0	0	*	*	*	*
17/10/2023	02:00	0	0	0	0	0	0	0	0	0	0	0	0	0	0	0	0	0	0	0	0	0	0	*	*	*	*
17/10/2023	03:00	0	0	0	0	0	0	1	0	0	0	0	0	0	0	0	0	0	0	0	1	42	45	40 to 45	100.0	1	100.0
17/10/2023	04:00	0	0	0	0	0	0	0	0	0	0	0	0	0	0	0	0	0	0	0	0	0	0	*	*	*	*
17/10/2023	05:00	0	0	0	1	3	2	2	0	0	0	0	0	0	0	0	0	0	0	0	8	35.3	42.5	30 to 35	37.5	7	87.5
17/10/2023	06:00	0	0	0	0	0	3	1	0	0	0	0	0	0	0	0	0	0	0	0	4	38.3	40	35 to 40	75.0	4	100.0
17/10/2023	07:00	0	0	1	3	7	5	2	3	3	0	1	0	0	0	0	0	0	0	0	25	38.3	50	30 to 35	28.0	21	84.0
17/10/2023	08:00	0	2	3	7	10	8	7	3	2	0	0	0	0	0	0	0	0	0	0	42	34.7	44.3	30 to 35	23.8	30	71.4
17/10/2023	09:00	0	0	0	3	6	6	0	2	1	0	0	0	0	0	0	0	0	0	0	18	35.7	40	30 to 35	33.3	15	83.3
17/10/2023	10:00	2	1	1	1	7	5	2	3	3	0	0	0	0	0	0	0	0	0	0	25	35.3	48.3	30 to 35	28.0	20	80.0
17/10/2023	11:00	0	1	4	6	17	5	2	0	1	0	0	0	0	0	0	0	0	0	0	36	31.7	38	30 to 35	47.2	25	69.4
17/10/2023	12:00	1	0	0	5	3	10	4	3	0	0	0	0	0	0	0	0	0	0	0	26	35.6	43.8	35 to 40	38.5	20	76.9
17/10/2023	13:00	0	1	0	7	6	3	3	1	1	0	0	0	0	0	0	0	0	0	0	22	33.5	43.3	25 to 30	31.8	14	63.6
17/10/2023	14:00	0	0	0	6	7	3	3	2	0	0	0	0	0	0	0	0	0	0	0	21	34.3	43.3	30 to 35	33.3	15	71.4
17/10/2023	15:00	0	0	0	7	9	7	6	4	1	0	1	0	0	0	0	0	0	0	0	35	37	46.2	30 to 35	25.7	28	80.0
17/10/2023	16:00	0	1	2	6	7	7	5	3	2	0	0	0	0	0	0	0	0	0	0	33	35.3	45	30 to 35	21.2	24	72.7
17/10/2023	17:00	0	0	2	9	4	14	5	3	1	0	1	0	0	0	0	0	0	0	0	39	36	44	35 to 40	35.9	28	71.8
17/10/2023	18:00	0	0	2	4	10	8	4	0	1	0	0	0	0	0	0	0	0	0	0	29	34.4	41.2	30 to 35	34.5	23	79.3
17/10/2023	19:00	1	0	2	0	9	7	4	0	0	0	0	0	0	0	0	0	0	0	0	23	33.6	41.2	30 to 35	39.1	20	87.0
17/10/2023	20:00	0	0	0	3	1	0	0	2	0	0	0	0	0	0	0	0	0	0	0	6	34.5	47.5	25 to 30	50.0	3	50.0
17/10/2023	21:00	0	0	1	3	3	4	1	1	0	0	0	0	0	0	0	0	0	0	0	13	33.6	40	35 to 40	30.8	9	69.2
17/10/2023	22:00	0	0	0	2	2	2	0	1	0	0	0	0	0	0	0	0	0	0	0	7	34.1	40	25 to 30	28.6	5	71.4
17/10/2023	23:00	0	0	0	0	1	0	0	1	0	0	0	0	0	0	0	0	0	0	0	2	39.5	50	30 to 35	50.0	2	100.0
24 Hr Summary		4	6	18	73	112	99	52	32	16	0	3	0	0	0	0	0	0	0	0	415	35	43.9	30 to 35	27.0	314	75.7

Incoming Histogram

Honeybourne road

from Fri-Oct-13-2023-12-00-AM to Mon-Nov-20-2023-11-59-AM

Date	Starting Hr:min	<15	15 to <20	20 to <25	25 to <30	30 to <35	35 to <40	40 to <45	45 to <50	50 to <55	55 to <60	60 to <65	65 to <70	70 to <75	75 to <80	80 to <85	85 to <90	90 to <95	95 to <100	100 to >105	Total Counts	Avg Speed (MPH)	85pct Speed	5MPH Pace	% in pace	# of Speeders	% Speeders	
18/10/2023	00:00	0	0	0	0	0	0	0	0	0	0	0	0	0	0	0	0	0	0	0	0	0	0	*	*	*	*	
18/10/2023	01:00	0	0	0	0	0	0	0	0	0	0	0	0	0	0	0	0	0	0	0	0	0	0	*	*	*	*	
18/10/2023	02:00	0	0	0	0	0	0	0	0	0	0	0	0	0	0	0	0	0	0	0	0	0	0	*	*	*	*	
18/10/2023	03:00	0	0	0	0	0	0	0	0	0	0	0	0	0	0	0	0	0	0	0	0	0	0	*	*	*	*	
18/10/2023	04:00	0	0	0	0	1	1	1	0	0	0	0	0	0	0	0	0	0	0	0	0	3	37	45	30 to 35	33.3	3	100.0
18/10/2023	05:00	0	0	0	0	1	1	1	1	0	0	0	0	0	0	0	0	0	0	0	0	4	39.5	45	30 to 35	25.0	4	100.0
18/10/2023	06:00	0	0	0	0	2	2	1	2	0	1	0	0	0	0	0	0	0	0	0	0	8	41.4	50	30 to 35	25.0	8	100.0
18/10/2023	07:00	0	0	1	5	3	3	4	1	1	0	1	0	0	0	0	0	0	0	0	0	19	36.5	45	25 to 30	26.3	13	68.4
18/10/2023	08:00	1	0	1	4	9	10	10	3	0	1	0	0	0	0	0	0	0	0	0	0	39	36.6	44	35 to 40	25.6	33	84.6
18/10/2023	09:00	1	2	3	9	8	10	5	4	1	0	0	0	0	0	0	0	0	0	0	0	43	33.3	44	35 to 40	23.3	28	65.1
18/10/2023	10:00	3	0	0	5	7	5	1	1	0	0	0	0	0	0	0	0	0	0	0	0	22	30.6	39	30 to 35	31.8	14	63.6
18/10/2023	11:00	0	1	1	6	5	8	6	2	0	0	0	0	0	0	0	0	0	0	0	0	29	34.7	43.3	35 to 40	27.6	21	72.4
18/10/2023	12:00	0	0	1	2	7	5	5	3	0	0	0	0	0	0	0	0	0	0	0	0	23	36.5	45	30 to 35	30.4	20	87.0
18/10/2023	13:00	0	1	1	0	2	7	3	3	0	0	0	0	0	0	0	0	0	0	0	0	17	37.1	45	35 to 40	41.2	15	88.2
18/10/2023	14:00	0	1	2	3	6	6	5	0	2	0	0	0	0	0	0	0	0	0	0	0	25	34.9	43	30 to 35	24.0	19	76.0
18/10/2023	15:00	0	2	3	8	9	9	7	1	1	1	0	0	0	0	0	0	0	0	0	0	41	34	42.9	30 to 35	22.0	28	68.3
18/10/2023	16:00	1	1	2	2	8	9	9	2	0	0	0	0	0	0	0	0	0	0	0	0	34	35.1	43.3	35 to 40	26.5	28	82.4
18/10/2023	17:00	0	2	4	6	8	10	12	5	2	0	0	0	0	0	0	0	0	0	0	0	49	36	45	40 to 45	24.5	37	75.5
18/10/2023	18:00	0	0	0	6	6	4	3	0	1	0	0	0	0	0	0	0	0	0	0	0	20	34.2	41.7	25 to 30	30.0	14	70.0
18/10/2023	19:00	0	0	0	2	7	3	3	0	0	0	0	0	0	0	0	0	0	0	0	0	15	34.5	41.7	30 to 35	46.7	13	86.7
18/10/2023	20:00	0	1	0	7	3	5	2	0	0	0	0	0	0	0	0	0	0	0	0	0	18	31.9	39	25 to 30	38.9	10	55.6
18/10/2023	21:00	0	0	1	0	5	2	0	0	0	0	0	0	0	0	0	0	0	0	0	0	8	32.1	37.5	30 to 35	62.5	7	87.5
18/10/2023	22:00	0	0	0	0	0	1	0	0	0	0	0	0	0	0	0	0	0	0	0	0	1	37	40	35 to 40	100.0	1	100.0
18/10/2023	23:00	0	0	0	1	0	0	0	1	0	0	0	0	0	0	0	0	0	0	0	0	2	37	50	25 to 30	50.0	1	50.0
24 Hr Summary		6	11	20	66	97	101	78	29	8	3	1	0	0	0	0	0	0	0	0	0	420	34.9	43.6	35 to 40	24.0	317	75.5

Incoming Histogram

Honeybourne road

from Fri-Oct-13-2023-12-00-AM to Mon-Nov-20-2023-11-59-AM

Date	Starting Hr:min	<15	15 to <20	20 to <25	25 to <30	30 to <35	35 to <40	40 to <45	45 to <50	50 to <55	55 to <60	60 to <65	65 to <70	70 to <75	75 to <80	80 to <85	85 to <90	90 to <95	95 to <100	100 to >105	Total Counts	Avg Speed (MPH)	85pct Speed	5MPH Pace	% in pace	# of Speeders	% Speeders	
19/10/2023	00:00	0	0	0	1	0	0	0	1	0	0	0	0	0	0	0	0	0	0	0	0	2	37	50	25 to 30	50.0	1	50.0
19/10/2023	01:00	0	0	0	0	0	0	2	0	0	0	0	0	0	0	0	0	0	0	0	0	2	42	45	40 to 45	100.0	2	100.0
19/10/2023	02:00	0	0	0	0	0	0	0	0	0	0	0	0	0	0	0	0	0	0	0	0	0	0	0	*	*	*	*
19/10/2023	03:00	0	0	0	0	0	0	0	0	0	0	0	0	0	0	0	0	0	0	0	0	0	0	0	*	*	*	*
19/10/2023	04:00	0	0	0	0	0	0	1	0	0	0	0	0	0	0	0	0	0	0	0	0	1	42	45	40 to 45	100.0	1	100.0
19/10/2023	05:00	0	0	0	0	1	3	1	1	0	0	0	0	0	0	0	0	0	0	0	0	6	38.7	45	35 to 40	50.0	6	100.0
19/10/2023	06:00	0	0	0	0	2	2	0	0	1	0	0	0	0	0	0	0	0	0	0	0	5	38	40	30 to 35	40.0	5	100.0
19/10/2023	07:00	0	0	3	5	8	8	2	0	2	0	0	0	0	0	0	0	0	0	0	0	28	33.9	40	30 to 35	28.6	20	71.4
19/10/2023	08:00	0	0	1	7	3	10	6	3	2	0	0	0	0	0	0	0	0	0	0	0	32	36.8	45	35 to 40	31.3	24	75.0
19/10/2023	09:00	0	0	2	6	10	6	5	3	0	0	0	0	0	0	0	0	0	0	0	0	32	34.6	43	30 to 35	31.3	24	75.0
19/10/2023	10:00	0	1	5	8	7	5	3	0	2	0	0	0	0	0	0	0	0	0	0	0	31	31.9	40	25 to 30	25.8	17	54.8
19/10/2023	11:00	0	0	1	5	5	5	4	1	0	0	0	0	0	0	0	0	0	0	0	0	21	34.3	42.5	25 to 30	23.8	15	71.4
19/10/2023	12:00	0	1	2	10	14	6	4	2	0	0	0	0	0	0	0	0	0	0	0	0	39	32.6	40	30 to 35	35.9	26	66.7
19/10/2023	13:00	1	0	2	2	5	8	4	1	0	0	0	0	0	0	0	0	0	0	0	0	23	34.2	42.5	35 to 40	34.8	18	78.3
19/10/2023	14:00	0	0	2	3	3	3	9	1	0	2	0	0	0	0	0	0	0	0	0	0	23	38	45	40 to 45	39.1	18	78.3
19/10/2023	15:00	0	1	2	6	11	9	8	1	1	1	0	0	0	0	0	0	0	0	0	0	40	35.2	43.1	30 to 35	27.5	31	77.5
19/10/2023	16:00	0	0	0	6	6	8	11	3	0	0	1	0	0	0	0	0	0	0	0	0	35	37.8	44.5	40 to 45	31.4	29	82.9
19/10/2023	17:00	0	2	0	6	10	7	8	1	0	0	0	0	0	0	0	0	0	0	0	0	34	34.3	42.5	30 to 35	29.4	26	76.5
19/10/2023	18:00	0	1	0	4	9	6	5	2	0	0	0	0	0	0	0	0	0	0	0	0	27	35	43	30 to 35	33.3	22	81.5
19/10/2023	19:00	0	0	1	3	5	6	2	1	0	0	0	0	0	0	0	0	0	0	0	0	18	34.3	40	35 to 40	33.3	14	77.8
19/10/2023	20:00	0	0	0	5	2	2	1	1	0	0	0	0	0	0	0	0	0	0	0	0	11	33	40	25 to 30	45.5	6	54.5
19/10/2023	21:00	0	0	0	1	0	4	2	0	0	0	0	0	0	0	0	0	0	0	0	0	7	37	42.5	35 to 40	57.1	6	85.7
19/10/2023	22:00	0	0	0	0	2	1	0	1	0	0	0	0	0	0	0	0	0	0	0	0	4	37	40	30 to 35	50.0	4	100.0
19/10/2023	23:00	0	0	0	0	0	0	1	0	0	0	0	0	0	0	0	0	0	0	0	0	1	42	45	40 to 45	100.0	1	100.0
24 Hr Summary		1	6	21	78	103	99	79	23	8	3	1	0	0	0	0	0	0	0	0	0	422	35	43.2	30 to 35	24.4	316	74.9

Incoming Histogram

Honeybourne road

from Fri-Oct-13-2023-12-00-AM to Mon-Nov-20-2023-11-59-AM

Date	Starting Hr:min	<15	15 to <20	20 to <25	25 to <30	30 to <35	35 to <40	40 to <45	45 to <50	50 to <55	55 to <60	60 to <65	65 to <70	70 to <75	75 to <80	80 to <85	85 to <90	90 to <95	95 to <100	100 to >105	Total Counts	Avg Speed (MPH)	85pct Speed	5MPH Pace	% in pace	# of Speeders	% Speeders	
20/10/2023	00:00	0	0	0	0	0	1	0	0	0	0	0	0	0	0	0	0	0	0	0	0	1	37	40	35 to 40	100.0	1	100.0
20/10/2023	01:00	0	0	0	0	0	0	0	1	0	0	0	0	0	0	0	0	0	0	0	0	1	47	50	45 to 50	100.0	1	100.0
20/10/2023	02:00	0	0	0	0	0	0	0	0	0	0	0	0	0	0	0	0	0	0	0	0	0	0	0	*	*	*	*
20/10/2023	03:00	0	0	0	0	0	0	0	0	0	0	0	0	0	0	0	0	0	0	0	0	0	0	0	*	*	*	*
20/10/2023	04:00	0	0	0	0	0	0	1	0	0	0	0	0	0	0	0	0	0	0	0	0	1	42	45	40 to 45	100.0	1	100.0
20/10/2023	05:00	0	0	0	0	1	1	1	0	0	0	0	0	0	0	0	0	0	0	0	0	3	37	45	30 to 35	33.3	3	100.0
20/10/2023	06:00	0	0	0	0	2	2	2	1	0	0	0	0	0	0	0	0	0	0	0	0	7	38.4	45	30 to 35	28.6	7	100.0
20/10/2023	07:00	0	0	2	5	2	3	5	2	0	0	0	0	0	0	0	0	0	0	0	0	19	34.6	44	25 to 30	26.3	12	63.2
20/10/2023	08:00	2	1	4	6	4	2	0	1	1	0	0	0	0	0	0	0	0	0	0	0	21	28.3	37.5	25 to 30	28.6	8	38.1
20/10/2023	09:00	0	0	1	4	2	10	2	2	0	0	0	0	0	0	0	0	0	0	0	0	21	35.5	42.5	35 to 40	47.6	16	76.2
20/10/2023	10:00	0	1	0	6	6	3	0	1	0	0	0	0	0	0	0	0	0	0	0	0	17	31.2	36.7	25 to 30	35.3	10	58.8
20/10/2023	11:00	0	0	0	5	6	1	5	1	1	0	0	0	0	0	0	0	0	0	0	0	19	35.6	44	30 to 35	31.6	14	73.7
20/10/2023	12:00	0	1	2	5	4	5	2	0	0	0	0	0	0	0	0	0	0	0	0	0	19	31.4	39	25 to 30	26.3	11	57.9
20/10/2023	13:00	0	0	0	3	3	7	6	1	1	0	0	0	0	0	0	0	0	0	0	0	21	37.6	44.2	35 to 40	33.3	18	85.7
20/10/2023	14:00	0	0	0	2	8	8	7	1	1	1	0	0	0	0	0	0	0	0	0	0	28	37.9	44.3	30 to 35	28.6	26	92.9
20/10/2023	15:00	0	0	0	0	2	4	5	2	1	0	0	0	0	0	0	0	0	0	0	0	14	40.8	47.5	40 to 45	35.7	14	100.0
20/10/2023	16:00	0	0	2	2	6	7	6	3	0	1	0	0	0	0	0	0	0	0	0	0	27	37.2	45	35 to 40	25.9	23	85.2
20/10/2023	17:00	0	0	1	3	9	11	3	3	2	0	0	0	0	0	0	0	0	0	0	0	32	36.7	45	35 to 40	34.4	28	87.5
20/10/2023	18:00	0	0	2	5	6	9	7	1	0	0	0	0	0	0	0	0	0	0	0	0	30	35	42.9	35 to 40	30.0	23	76.7
20/10/2023	19:00	0	0	5	1	7	3	2	0	0	0	0	0	0	0	0	0	0	0	0	0	18	31	38.3	30 to 35	38.9	12	66.7
20/10/2023	20:00	0	0	1	7	5	5	0	1	0	0	0	0	0	0	0	0	0	0	0	0	19	31.9	38	25 to 30	36.8	11	57.9
20/10/2023	21:00	0	0	1	2	3	3	1	0	0	0	0	0	0	0	0	0	0	0	0	0	10	32.5	38.3	30 to 35	30.0	7	70.0
20/10/2023	22:00	0	0	1	1	1	2	1	2	0	0	0	0	0	0	0	0	0	0	0	0	8	36.4	47.5	35 to 40	25.0	6	75.0
20/10/2023	23:00	0	0	1	0	1	2	1	1	0	0	0	0	0	0	0	0	0	0	0	0	6	36.2	45	35 to 40	33.3	5	83.3
24 Hr Summary		2	3	23	57	78	89	57	24	7	2	0	0	0	0	0	0	0	0	0	0	342	35	43.4	35 to 40	26.0	257	75.1

Incoming Histogram

Honeybourne road

from Fri-Oct-13-2023-12-00-AM to Mon-Nov-20-2023-11-59-AM

Date	Starting Hr:min	<15	15 to <20	20 to <25	25 to <30	30 to <35	35 to <40	40 to <45	45 to <50	50 to <55	55 to <60	60 to <65	65 to <70	70 to <75	75 to <80	80 to <85	85 to <90	90 to <95	95 to <100	100 to >105	Total Counts	Avg Speed (MPH)	85pct Speed	5MPH Pace	% in pace	# of Speeders	% Speeders	
21/10/2023	00:00	0	0	0	2	0	1	0	0	0	0	0	0	0	0	0	0	0	0	0	0	3	30.7	40	25 to 30	66.7	1	33.3
21/10/2023	01:00	0	0	0	0	0	0	0	0	0	0	0	0	0	0	0	0	0	0	0	0	0	0	0	*	*	*	*
21/10/2023	02:00	0	0	0	0	0	0	0	0	0	0	0	0	0	0	0	0	0	0	0	0	0	0	0	*	*	*	*
21/10/2023	03:00	0	0	0	0	0	0	0	0	0	0	0	0	0	0	0	0	0	0	0	0	0	0	0	*	*	*	*
21/10/2023	04:00	0	0	0	0	0	0	0	0	0	0	0	0	0	0	0	0	0	0	0	0	0	0	0	*	*	*	*
21/10/2023	05:00	0	0	0	0	0	1	0	0	0	0	0	0	0	0	0	0	0	0	0	0	1	37	40	35 to 40	100.0	1	100.0
21/10/2023	06:00	0	0	0	0	0	1	0	0	0	0	0	0	0	0	0	0	0	0	0	0	1	37	40	35 to 40	100.0	1	100.0
21/10/2023	07:00	0	0	0	0	0	1	1	0	0	0	0	0	0	0	0	0	0	0	0	0	2	39.5	45	35 to 40	50.0	2	100.0
21/10/2023	08:00	2	0	1	1	1	3	1	1	0	0	0	0	0	0	0	0	0	0	0	0	10	30	40	35 to 40	30.0	6	60.0
21/10/2023	09:00	2	0	1	5	7	11	3	3	2	0	0	0	0	0	0	0	0	0	0	0	34	34.9	45	35 to 40	32.4	26	76.5
21/10/2023	10:00	0	1	1	6	6	14	6	4	0	0	0	0	0	0	0	0	0	0	0	0	38	35.8	43.3	35 to 40	36.8	30	78.9
21/10/2023	11:00	0	0	1	1	6	7	5	2	2	0	0	0	0	0	0	0	0	0	0	0	24	38	45	35 to 40	29.2	22	91.7
21/10/2023	12:00	0	0	1	3	6	8	11	4	0	0	0	0	0	0	0	0	0	0	0	0	33	37.8	44.5	40 to 45	33.3	29	87.9
21/10/2023	13:00	0	0	3	6	12	4	3	1	0	0	0	0	0	0	0	0	0	0	0	0	29	32.4	40	30 to 35	41.4	20	69.0
21/10/2023	14:00	0	1	1	4	5	8	5	1	0	0	0	0	0	0	0	0	0	0	0	0	25	34.6	42	35 to 40	32.0	19	76.0
21/10/2023	15:00	0	1	0	6	8	10	5	2	0	0	0	0	0	0	0	0	0	0	0	0	32	34.8	42	35 to 40	31.3	25	78.1
21/10/2023	16:00	0	0	2	3	6	5	4	4	0	0	0	0	0	0	0	0	0	0	0	0	24	35.9	45	30 to 35	25.0	19	79.2
21/10/2023	17:00	1	1	3	7	8	12	4	2	0	0	0	0	0	0	0	0	0	0	0	0	38	33.1	40	35 to 40	31.6	26	68.4
21/10/2023	18:00	0	0	3	5	8	5	4	2	0	0	0	0	0	0	0	0	0	0	0	0	27	33.7	42.5	30 to 35	29.6	19	70.4
21/10/2023	19:00	0	0	4	7	7	5	1	0	0	0	0	0	0	0	0	0	0	0	0	0	24	30.5	37	25 to 30	29.2	13	54.2
21/10/2023	20:00	0	0	1	3	4	4	0	0	0	0	0	0	0	0	0	0	0	0	0	0	12	31.7	37.5	30 to 35	33.3	8	66.7
21/10/2023	21:00	0	0	0	0	1	2	1	1	0	0	0	0	0	0	0	0	0	0	0	0	5	39	45	35 to 40	40.0	5	100.0
21/10/2023	22:00	0	0	0	2	2	0	0	0	0	0	0	0	0	0	0	0	0	0	0	0	4	29.8	32.5	25 to 30	50.0	2	50.0
21/10/2023	23:00	0	0	0	0	2	2	3	0	0	0	0	0	0	0	0	0	0	0	0	0	7	37.9	43.3	40 to 45	42.9	7	100.0
24 Hr Summary		5	4	22	61	89	104	57	27	4	0	0	0	0	0	0	0	0	0	0	0	373	34.6	42.8	35 to 40	27.9	281	75.3

Incoming Histogram

Honeybourne road

from Fri-Oct-13-2023-12-00-AM to Mon-Nov-20-2023-11-59-AM

Date	Starting Hr:min	<15	15 to <20	20 to <25	25 to <30	30 to <35	35 to <40	40 to <45	45 to <50	50 to <55	55 to <60	60 to <65	65 to <70	70 to <75	75 to <80	80 to <85	85 to <90	90 to <95	95 to <100	100 to >105	Total Counts	Avg Speed (MPH)	85pct Speed	5MPH Pace	% in pace	# of Speeders	% Speeders	
22/10/2023	00:00	0	0	0	0	1	0	0	0	0	1	0	0	0	0	0	0	0	0	0	0	2	44.5	60	30 to 35	50.0	2	100.0
22/10/2023	01:00	0	0	0	0	0	0	0	1	0	0	0	0	0	0	0	0	0	0	0	0	1	47	50	45 to 50	100.0	1	100.0
22/10/2023	02:00	0	0	0	0	0	0	0	0	0	0	0	0	0	0	0	0	0	0	0	0	0	0	0	*	*	*	*
22/10/2023	03:00	0	0	0	0	0	0	0	0	0	0	0	0	0	0	0	0	0	0	0	0	0	0	0	*	*	*	*
22/10/2023	04:00	0	0	0	0	0	0	0	0	0	0	0	0	0	0	0	0	0	0	0	0	0	0	0	*	*	*	*
22/10/2023	05:00	0	0	0	0	2	0	1	1	1	0	0	0	0	0	0	0	0	0	0	0	5	41	50	30 to 35	40.0	5	100.0
22/10/2023	06:00	0	0	0	0	0	0	1	0	0	0	0	0	0	0	0	0	0	0	0	0	1	42	45	40 to 45	100.0	1	100.0
22/10/2023	07:00	0	0	0	0	1	1	1	0	0	0	0	0	0	0	0	0	0	0	0	0	3	37	45	30 to 35	33.3	3	100.0
22/10/2023	08:00	3	1	0	0	1	4	3	2	1	0	0	0	0	0	0	0	0	0	0	0	15	33.3	47.5	35 to 40	26.7	11	73.3
22/10/2023	09:00	2	0	0	3	1	9	5	2	0	0	0	0	0	0	0	0	0	0	0	0	22	35.4	44	35 to 40	40.9	17	77.3
22/10/2023	10:00	1	1	0	3	0	9	3	1	0	0	0	0	0	0	0	0	0	0	0	0	18	34.4	41.7	35 to 40	50.0	13	72.2
22/10/2023	11:00	3	1	0	5	9	10	1	3	0	0	0	0	0	0	0	0	0	0	0	0	32	32.3	39.5	35 to 40	31.3	23	71.9
22/10/2023	12:00	0	0	3	2	6	4	7	3	1	0	0	0	0	0	0	0	0	0	0	0	26	36.5	45	40 to 45	26.9	21	80.8
22/10/2023	13:00	0	0	2	3	3	9	3	1	1	0	0	0	0	0	0	0	0	0	0	0	22	35.5	43.3	35 to 40	40.9	17	77.3
22/10/2023	14:00	1	0	0	2	5	9	3	2	1	0	0	0	0	0	0	0	0	0	0	0	23	36.3	45	35 to 40	39.1	20	87.0
22/10/2023	15:00	0	0	1	8	7	6	3	2	1	0	0	0	0	0	0	0	0	0	0	0	28	34.4	43.3	25 to 30	28.6	19	67.9
22/10/2023	16:00	1	1	0	2	8	9	4	1	0	0	0	0	0	0	0	0	0	0	0	0	26	34.3	41.2	35 to 40	34.6	22	84.6
22/10/2023	17:00	0	2	0	8	7	6	2	1	0	1	0	0	0	0	0	0	0	0	0	0	27	32.9	40	25 to 30	29.6	17	63.0
22/10/2023	18:00	0	0	2	3	5	1	1	0	0	0	0	0	0	0	0	0	0	0	0	0	12	30.4	35	30 to 35	41.7	7	58.3
22/10/2023	19:00	0	0	0	5	4	4	2	1	1	0	0	0	0	0	0	0	0	0	0	0	17	35	42.5	25 to 30	29.4	12	70.6
22/10/2023	20:00	0	0	0	3	2	2	3	0	0	0	0	0	0	0	0	0	0	0	0	0	10	34.6	41.7	25 to 30	30.0	7	70.0
22/10/2023	21:00	0	0	0	0	2	3	0	0	0	0	0	0	0	0	0	0	0	0	0	0	5	35.4	38.3	35 to 40	60.0	5	100.0
22/10/2023	22:00	0	0	0	1	0	0	2	1	0	0	0	0	0	0	0	0	0	0	0	0	4	39.5	45	40 to 45	50.0	3	75.0
22/10/2023	23:00	0	0	0	0	0	0	0	1	0	0	0	0	0	0	0	0	0	0	0	0	1	47	50	45 to 50	100.0	1	100.0
24 Hr Summary		11	6	8	48	64	86	45	23	7	2	0	0	0	0	0	0	0	0	0	0	300	34.7	43.6	35 to 40	28.7	227	75.7

Incoming Histogram

Honeybourne road

from Fri-Oct-13-2023-12-00-AM to Mon-Nov-20-2023-11-59-AM

Date	Starting Hr:min	<15	15 to <20	20 to <25	25 to <30	30 to <35	35 to <40	40 to <45	45 to <50	50 to <55	55 to <60	60 to <65	65 to <70	70 to <75	75 to <80	80 to <85	85 to <90	90 to <95	95 to <100	100 to >105	Total Counts	Avg Speed (MPH)	85pct Speed	5MPH Pace	% in pace	# of Speeders	% Speeders
23/10/2023	00:00	0	0	0	0	0	1	1	0	0	0	0	0	0	0	0	0	0	0	0	2	39.5	45	35 to 40	50.0	2	100.0
23/10/2023	01:00	0	0	0	0	0	0	0	0	1	0	0	0	0	0	0	0	0	0	0	1	52	55	50 to 55	100.0	1	100.0
23/10/2023	02:00	0	0	0	0	0	0	0	0	0	0	0	0	0	0	0	0	0	0	0	0	0	0	*	*	*	*
23/10/2023	03:00	0	0	0	0	0	0	0	0	0	0	0	0	0	0	0	0	0	0	0	0	0	0	*	*	*	*
23/10/2023	04:00	0	0	0	0	0	0	0	0	0	0	0	0	0	0	0	0	0	0	0	0	0	0	*	*	*	*
23/10/2023	05:00	0	0	0	0	2	1	3	1	0	0	0	0	0	0	0	0	0	0	0	7	39.4	45	40 to 45	42.9	7	100.0
23/10/2023	06:00	0	0	0	0	1	5	2	0	0	0	0	0	0	0	0	0	0	0	0	8	37.9	42.5	35 to 40	62.5	8	100.0
23/10/2023	07:00	0	0	2	1	4	6	2	1	0	0	0	0	0	0	0	0	0	0	0	16	34.6	42.5	35 to 40	37.5	13	81.3
23/10/2023	08:00	0	0	1	7	9	5	7	2	0	0	0	0	0	0	0	0	0	0	0	31	34.7	42.9	30 to 35	29.0	23	74.2
23/10/2023	09:00	0	0	1	4	4	10	5	1	0	0	1	0	0	0	0	0	0	0	0	26	36.7	43	35 to 40	38.5	21	80.8
23/10/2023	10:00	1	0	2	4	10	10	1	3	0	0	0	0	0	0	0	0	0	0	0	31	33.7	39.5	30 to 35	32.3	24	77.4
23/10/2023	11:00	0	0	1	4	7	9	7	1	1	0	0	0	0	0	0	0	0	0	0	30	36.2	43.6	35 to 40	30.0	25	83.3
23/10/2023	12:00	0	0	2	1	4	8	2	0	2	0	0	0	0	0	0	0	0	0	0	19	36.2	42.5	35 to 40	42.1	16	84.2
23/10/2023	13:00	2	0	1	3	3	6	4	1	0	0	0	0	0	0	0	0	0	0	0	20	33.2	42.5	35 to 40	30.0	14	70.0
23/10/2023	14:00	1	2	0	5	12	9	4	5	0	0	0	0	0	0	0	0	0	0	0	38	34.4	43.8	30 to 35	31.6	30	78.9
23/10/2023	15:00	0	0	1	3	6	8	4	3	1	1	0	0	0	0	0	0	0	0	0	27	37.4	46.7	35 to 40	29.6	23	85.2
23/10/2023	16:00	3	1	4	5	9	13	9	1	1	1	0	0	0	0	0	0	0	0	0	47	33.8	42.8	35 to 40	27.7	34	72.3
23/10/2023	17:00	0	0	2	11	10	10	9	2	1	1	0	0	0	0	0	0	0	0	0	46	35.4	43.3	25 to 30	23.9	33	71.7
23/10/2023	18:00	0	0	0	6	7	7	0	1	0	0	1	0	0	0	0	0	0	0	0	22	34.5	39.3	30 to 35	31.8	16	72.7
23/10/2023	19:00	0	0	3	1	3	4	1	0	1	0	0	0	0	0	0	0	0	0	0	13	33.2	40	35 to 40	30.8	9	69.2
23/10/2023	20:00	0	0	0	2	1	5	2	1	0	0	0	0	0	0	0	0	0	0	0	11	36.7	42.5	35 to 40	45.5	9	81.8
23/10/2023	21:00	0	0	0	0	1	3	0	0	0	0	0	0	0	0	0	0	0	0	0	4	36	38.3	35 to 40	75.0	4	100.0
23/10/2023	22:00	0	0	0	0	1	1	1	0	0	0	0	0	0	0	0	0	0	0	0	3	37	45	30 to 35	33.3	3	100.0
23/10/2023	23:00	0	0	0	0	2	0	0	0	0	0	0	0	0	0	0	0	0	0	0	2	32.5	35	30 to 35	100.0	2	100.0
24 Hr Summary		7	3	20	57	96	121	64	23	8	3	2	0	0	0	0	0	0	0	0	404	35.2	43	35 to 40	30.0	317	78.5

Incoming Histogram

Honeybourne road

from Fri-Oct-13-2023-12-00-AM to Mon-Nov-20-2023-11-59-AM

Date	Starting Hr:min	<15	15 to <20	20 to <25	25 to <30	30 to <35	35 to <40	40 to <45	45 to <50	50 to <55	55 to <60	60 to <65	65 to <70	70 to <75	75 to <80	80 to <85	85 to <90	90 to <95	95 to <100	100 to >105	Total Counts	Avg Speed (MPH)	85pct Speed	5MPH Pace	% in pace	# of Speeders	% Speeders
24/10/2023	00:00	0	0	0	0	0	0	0	0	0	0	0	0	0	0	0	0	0	0	0	0	0	0	*	*	*	*
24/10/2023	01:00	0	0	0	0	0	0	0	0	0	0	0	0	0	0	0	0	0	0	0	0	0	0	*	*	*	*
24/10/2023	02:00	0	0	0	0	0	0	0	0	0	0	0	0	0	0	0	0	0	0	0	0	0	0	*	*	*	*
24/10/2023	03:00	0	0	0	0	0	0	0	0	0	0	0	0	0	0	0	0	0	0	0	0	0	0	*	*	*	*
24/10/2023	04:00	0	0	0	0	0	0	0	0	0	0	0	0	0	0	0	0	0	0	0	0	0	0	*	*	*	*
24/10/2023	05:00	0	0	0	0	2	3	2	1	0	0	0	0	0	0	0	0	0	0	0	8	38.5	45	35 to 40	37.5	8	100.0
24/10/2023	06:00	0	0	0	3	2	2	2	0	0	0	0	0	0	0	0	0	0	0	0	9	33.8	42.5	25 to 30	33.3	6	66.7
24/10/2023	07:00	0	1	1	5	6	1	4	2	0	0	1	0	0	0	0	0	0	0	0	21	34.7	45	30 to 35	28.6	14	66.7
24/10/2023	08:00	0	1	1	7	5	15	11	4	0	0	0	0	0	0	0	0	0	0	0	44	36.4	43.6	35 to 40	34.1	35	79.5
24/10/2023	09:00	2	0	0	2	3	10	3	0	1	0	0	0	0	0	0	0	0	0	0	21	34.1	41.7	35 to 40	47.6	17	81.0
24/10/2023	10:00	0	0	0	6	11	11	2	1	0	0	0	0	0	0	0	0	0	0	0	31	34.2	39.1	30 to 35	35.5	25	80.6
24/10/2023	11:00	0	0	2	7	5	6	3	2	0	0	0	0	0	0	0	0	0	0	0	25	33.5	41.7	25 to 30	28.0	16	64.0
24/10/2023	12:00	0	1	3	3	4	8	6	0	0	0	0	0	0	0	0	0	0	0	0	25	33.8	41.7	35 to 40	32.0	18	72.0
24/10/2023	13:00	0	0	1	3	3	8	5	1	1	0	0	0	0	0	0	0	0	0	0	22	36.7	44	35 to 40	36.4	18	81.8
24/10/2023	14:00	0	0	1	5	7	4	2	1	1	0	0	0	0	0	0	0	0	0	0	21	34	42.5	30 to 35	33.3	15	71.4
24/10/2023	15:00	0	0	1	6	10	10	6	1	0	0	1	0	0	0	0	0	0	0	0	35	35.5	42.5	30 to 35	28.6	28	80.0
24/10/2023	16:00	4	1	3	5	9	11	4	4	0	0	0	0	0	0	0	0	0	0	0	41	32.3	42.5	35 to 40	26.8	28	68.3
24/10/2023	17:00	0	0	3	3	3	9	3	4	1	0	0	0	0	0	0	0	0	0	0	26	36.4	46.2	35 to 40	34.6	20	76.9
24/10/2023	18:00	1	0	1	7	9	11	3	2	0	0	0	0	0	0	0	0	0	0	0	34	33.7	40	35 to 40	32.4	25	73.5
24/10/2023	19:00	0	2	4	6	2	3	1	2	0	0	0	0	0	0	0	0	0	0	0	20	30	40	25 to 30	30.0	8	40.0
24/10/2023	20:00	0	1	2	4	2	2	0	0	0	0	0	0	0	0	0	0	0	0	0	11	28.1	35	25 to 30	36.4	4	36.4
24/10/2023	21:00	0	1	0	2	4	2	0	0	0	0	0	0	0	0	0	0	0	0	0	9	30.3	37.5	30 to 35	44.4	6	66.7
24/10/2023	22:00	0	0	0	1	2	0	1	1	0	0	0	0	0	0	0	0	0	0	0	5	36.2	45	30 to 35	40.0	4	80.0
24/10/2023	23:00	0	0	0	1	2	1	0	0	0	0	0	0	0	0	0	0	0	0	0	4	32.3	35	30 to 35	50.0	3	75.0
24 Hr Summary		7	8	23	76	91	117	58	26	4	0	2	0	0	0	0	0	0	0	0	412	34.2	42.4	35 to 40	28.4	298	72.3

Incoming Histogram

Honeybourne road

from Fri-Oct-13-2023-12-00-AM to Mon-Nov-20-2023-11-59-AM

Date	Starting Hr:min	<15	15 to <20	20 to <25	25 to <30	30 to <35	35 to <40	40 to <45	45 to <50	50 to <55	55 to <60	60 to <65	65 to <70	70 to <75	75 to <80	80 to <85	85 to <90	90 to <95	95 to <100	100 to >105	Total Counts	Avg Speed (MPH)	85pct Speed	5MPH Pace	% in pace	# of Speeders	% Speeders	
25/10/2023	00:00	0	0	0	0	1	1	0	0	0	0	0	0	0	0	0	0	0	0	0	0	2	34.5	40	30 to 35	50.0	2	100.0
25/10/2023	01:00	0	0	0	0	0	0	1	0	0	0	0	0	0	0	0	0	0	0	0	0	1	42	45	40 to 45	100.0	1	100.0
25/10/2023	02:00	0	0	0	0	0	0	0	0	0	0	0	0	0	0	0	0	0	0	0	0	0	0	0	*	*	*	*
25/10/2023	03:00	0	0	0	0	0	0	0	0	0	0	0	0	0	0	0	0	0	0	0	0	0	0	0	*	*	*	*
25/10/2023	04:00	0	0	0	0	0	0	0	0	0	0	0	0	0	0	0	0	0	0	0	0	0	0	0	*	*	*	*
25/10/2023	05:00	0	0	0	0	2	2	1	2	0	0	0	0	0	0	0	0	0	0	0	0	7	39.3	47.5	30 to 35	28.6	7	100.0
25/10/2023	06:00	0	0	0	2	2	2	4	1	0	0	0	0	0	0	0	0	0	0	0	0	11	37	43.8	40 to 45	36.4	9	81.8
25/10/2023	07:00	0	0	3	4	7	6	1	2	2	0	0	0	0	0	0	0	0	0	0	0	25	34.6	45	30 to 35	28.0	18	72.0
25/10/2023	08:00	1	1	4	4	9	9	6	2	0	0	0	0	0	0	0	0	0	0	0	0	36	33.1	42.5	30 to 35	25.0	26	72.2
25/10/2023	09:00	0	0	1	11	5	8	8	2	0	0	0	0	0	0	0	0	0	0	0	0	35	34.7	43.1	25 to 30	31.4	23	65.7
25/10/2023	10:00	1	0	3	15	3	8	1	2	0	0	0	0	0	0	0	0	0	0	0	0	33	30.8	38.8	25 to 30	45.5	14	42.4
25/10/2023	11:00	0	0	1	4	11	6	7	2	0	0	0	0	0	0	0	0	0	0	0	0	31	35.4	42.9	30 to 35	35.5	26	83.9
25/10/2023	12:00	0	0	4	6	4	8	3	1	1	1	0	0	0	0	0	0	0	0	0	0	28	34.4	43.3	35 to 40	28.6	18	64.3
25/10/2023	13:00	0	1	2	5	10	6	10	2	0	0	0	0	0	0	0	0	0	0	0	0	36	35	43.5	30 to 35	27.8	28	77.8
25/10/2023	14:00	0	0	1	0	6	4	7	1	0	0	0	0	0	0	0	0	0	0	0	0	19	37.1	43.6	40 to 45	36.8	18	94.7
25/10/2023	15:00	0	0	3	11	12	6	7	1	2	0	0	0	0	0	0	0	0	0	0	0	42	33.8	42.9	30 to 35	28.6	28	66.7
25/10/2023	16:00	0	1	1	3	6	8	8	2	0	0	0	0	0	0	0	0	0	0	0	0	29	35.9	43.8	35 to 40	27.6	24	82.8
25/10/2023	17:00	0	0	2	10	10	7	8	5	3	0	0	0	0	0	0	0	0	0	0	0	45	36.3	46	25 to 30	22.2	33	73.3
25/10/2023	18:00	0	0	0	2	9	9	1	0	0	0	0	0	0	0	0	0	0	0	0	0	21	34.3	38.9	30 to 35	42.9	19	90.5
25/10/2023	19:00	0	0	1	1	8	5	1	0	0	0	0	0	0	0	0	0	0	0	0	0	16	33.4	39	30 to 35	50.0	14	87.5
25/10/2023	20:00	0	0	0	5	2	3	3	1	1	0	0	0	0	0	0	0	0	0	0	0	15	35.8	45	25 to 30	33.3	10	66.7
25/10/2023	21:00	0	0	0	2	5	0	2	0	0	0	0	0	0	0	0	0	0	0	0	0	9	33.2	42.5	30 to 35	55.6	7	77.8
25/10/2023	22:00	0	0	0	0	0	0	1	0	0	0	0	0	0	0	0	0	0	0	0	0	1	42	45	40 to 45	100.0	1	100.0
25/10/2023	23:00	0	0	0	0	1	0	0	0	0	0	0	0	0	0	0	0	0	0	0	0	1	32	35	30 to 35	100.0	1	100.0
24 Hr Summary		2	3	26	85	113	98	80	26	9	1	0	0	0	0	0	0	0	0	0	0	443	34.7	43.1	30 to 35	25.5	327	73.8

Incoming Histogram

Honeybourne road

from Fri-Oct-13-2023-12-00-AM to Mon-Nov-20-2023-11-59-AM

Date	Starting Hr:min	<15	15 to <20	20 to <25	25 to <30	30 to <35	35 to <40	40 to <45	45 to <50	50 to <55	55 to <60	60 to <65	65 to <70	70 to <75	75 to <80	80 to <85	85 to <90	90 to <95	95 to <100	100 to >105	Total Counts	Avg Speed (MPH)	85pct Speed	5MPH Pace	% in pace	# of Speeders	% Speeders	
26/10/2023	00:00	0	0	0	0	0	0	1	0	0	0	0	0	0	0	0	0	0	0	0	0	1	42	45	40 to 45	100.0	1	100.0
26/10/2023	01:00	0	0	0	0	0	0	0	1	0	0	0	0	0	0	0	0	0	0	0	0	1	47	50	45 to 50	100.0	1	100.0
26/10/2023	02:00	0	0	0	0	0	0	0	0	0	0	0	0	0	0	0	0	0	0	0	0	0	0	0	*	*	*	*
26/10/2023	03:00	0	0	0	0	0	0	0	0	0	0	0	0	0	0	0	0	0	0	0	0	0	0	0	*	*	*	*
26/10/2023	04:00	0	0	0	0	0	0	0	0	0	0	0	0	0	0	0	0	0	0	0	0	0	0	0	*	*	*	*
26/10/2023	05:00	0	0	0	0	2	2	1	0	0	0	0	0	0	0	0	0	0	0	0	0	5	36	40	30 to 35	40.0	5	100.0
26/10/2023	06:00	0	0	0	0	2	3	2	0	0	0	0	0	0	0	0	0	0	0	0	0	7	37	42.5	35 to 40	42.9	7	100.0
26/10/2023	07:00	0	1	0	6	3	6	4	2	0	2	0	0	0	0	0	0	0	0	0	0	24	36.5	45	25 to 30	25.0	17	70.8
26/10/2023	08:00	0	0	3	6	4	9	4	5	1	0	0	0	0	0	0	0	0	0	0	0	32	35.9	46	35 to 40	28.1	23	71.9
26/10/2023	09:00	0	0	1	4	10	6	5	1	0	0	0	0	0	0	0	0	0	0	0	0	27	34.6	42	30 to 35	37.0	22	81.5
26/10/2023	10:00	0	0	0	4	3	7	4	3	0	0	0	0	0	0	0	0	0	0	0	0	21	36.9	45	35 to 40	33.3	17	81.0
26/10/2023	11:00	0	0	0	2	7	8	2	1	1	0	0	0	0	0	0	0	0	0	0	0	21	36.2	42.5	35 to 40	38.1	19	90.5
26/10/2023	12:00	2	2	1	7	6	11	4	2	1	0	0	0	0	0	0	0	0	0	0	0	36	33	42.5	35 to 40	30.6	24	66.7
26/10/2023	13:00	0	0	1	8	5	10	5	1	0	0	0	0	0	0	0	0	0	0	0	0	30	34.5	42	35 to 40	33.3	21	70.0
26/10/2023	14:00	0	0	0	2	7	8	7	1	0	0	0	0	0	0	0	0	0	0	0	0	25	36.8	42.9	35 to 40	32.0	23	92.0
26/10/2023	15:00	0	0	0	1	3	9	6	2	1	0	0	0	0	0	0	0	0	0	0	0	22	38.9	45	35 to 40	40.9	21	95.5
26/10/2023	16:00	0	0	3	3	9	14	4	3	0	1	0	0	0	0	0	0	0	0	0	0	37	35.8	42.5	35 to 40	37.8	31	83.8
26/10/2023	17:00	0	0	0	5	4	19	6	2	0	0	0	0	0	0	0	0	0	0	0	0	36	36.7	42.5	35 to 40	52.8	31	86.1
26/10/2023	18:00	0	0	0	2	5	10	6	0	1	0	0	0	0	0	0	0	0	0	0	0	24	37.2	42.5	35 to 40	41.7	22	91.7
26/10/2023	19:00	1	0	3	8	4	7	4	0	0	1	0	0	0	0	0	0	0	0	0	0	28	32.6	41.2	25 to 30	28.6	16	57.1
26/10/2023	20:00	0	0	1	1	4	6	1	0	0	0	0	0	0	0	0	0	0	0	0	0	13	34.1	39.2	35 to 40	46.2	11	84.6
26/10/2023	21:00	0	0	0	0	3	5	1	0	0	0	0	0	0	0	0	0	0	0	0	0	9	36.1	40	35 to 40	55.6	9	100.0
26/10/2023	22:00	0	0	0	0	1	1	0	0	0	1	0	0	0	0	0	0	0	0	0	0	3	42	60	30 to 35	33.3	3	100.0
26/10/2023	23:00	0	0	2	0	0	1	0	0	0	0	0	0	0	0	0	0	0	0	0	0	3	27	40	20 to 25	66.7	1	33.3
24 Hr Summary		3	3	15	59	82	142	67	24	5	5	0	0	0	0	0	0	0	0	0	0	405	35.7	43	35 to 40	35.1	325	80.2

Incoming Histogram

Honeybourne road

from Fri-Oct-13-2023-12-00-AM to Mon-Nov-20-2023-11-59-AM

Date	Starting Hr:min	<15	15 to <20	20 to <25	25 to <30	30 to <35	35 to <40	40 to <45	45 to <50	50 to <55	55 to <60	60 to <65	65 to <70	70 to <75	75 to <80	80 to <85	85 to <90	90 to <95	95 to <100	100 to >105	Total Counts	Avg Speed (MPH)	85pct Speed	5MPH Pace	% in pace	# of Speeders	% Speeders	
27/10/2023	00:00	0	0	0	0	0	0	1	3	0	0	0	0	0	0	0	0	0	0	0	0	4	45.8	48.3	45 to 50	75.0	4	100.0
27/10/2023	01:00	0	0	0	0	0	0	0	0	0	0	0	0	0	0	0	0	0	0	0	0	0	0	0	*	*	*	*
27/10/2023	02:00	0	0	0	0	0	0	0	0	0	0	0	0	0	0	0	0	0	0	0	0	0	0	0	*	*	*	*
27/10/2023	03:00	0	0	0	0	0	0	0	0	0	0	0	0	0	0	0	0	0	0	0	0	0	0	0	*	*	*	*
27/10/2023	04:00	0	0	0	0	0	0	0	0	0	0	0	0	0	0	0	0	0	0	0	0	0	0	0	*	*	*	*
27/10/2023	05:00	0	0	0	0	0	3	0	3	0	0	0	0	0	0	0	0	0	0	0	0	6	42.3	48.3	35 to 40	50.0	6	100.0
27/10/2023	06:00	0	0	0	0	2	4	2	1	0	0	0	0	0	0	0	0	0	0	0	0	9	38.1	45	35 to 40	44.4	9	100.0
27/10/2023	07:00	0	0	0	5	3	7	3	0	1	0	0	0	0	0	0	0	0	0	0	0	19	35.3	41.7	35 to 40	36.8	14	73.7
27/10/2023	08:00	0	0	1	8	1	5	5	5	1	0	0	0	0	0	0	0	0	0	0	0	26	36.9	47	25 to 30	30.8	17	65.4
27/10/2023	09:00	0	0	3	8	10	5	4	1	0	0	0	0	0	0	0	0	0	0	0	0	31	32.5	40	30 to 35	32.3	20	64.5
27/10/2023	10:00	0	1	3	10	11	6	3	0	0	0	0	0	0	0	0	0	0	0	0	0	34	31.2	38.3	30 to 35	32.4	20	58.8
27/10/2023	11:00	1	0	0	5	5	10	4	1	0	1	0	0	0	0	0	0	0	0	0	0	27	35.3	42.5	35 to 40	37.0	21	77.8
27/10/2023	12:00	0	0	3	8	10	13	4	0	0	0	0	0	0	0	0	0	0	0	0	0	38	33.2	39.2	35 to 40	34.2	27	71.1
27/10/2023	13:00	0	0	1	5	7	6	4	2	0	0	0	0	0	0	0	0	0	0	0	0	25	34.8	42.5	30 to 35	28.0	19	76.0
27/10/2023	14:00	0	0	1	4	13	6	4	0	0	0	0	0	0	0	0	0	0	0	0	0	28	33.7	40	30 to 35	46.4	23	82.1
27/10/2023	15:00	0	0	2	6	16	8	13	2	1	1	0	0	0	0	0	0	0	0	0	0	49	36.2	43.8	30 to 35	32.7	41	83.7
27/10/2023	16:00	0	1	0	2	5	12	5	5	1	0	0	0	0	0	0	0	0	0	0	0	31	37.9	46	35 to 40	38.7	28	90.3
27/10/2023	17:00	0	0	6	12	7	11	8	1	1	0	0	0	0	0	0	0	0	0	0	0	46	33.3	41.9	25 to 30	26.1	28	60.9
27/10/2023	18:00	0	0	1	9	11	15	8	0	0	0	0	0	0	0	0	0	0	0	0	0	44	34.6	40.6	35 to 40	34.1	34	77.3
27/10/2023	19:00	0	0	2	6	11	6	2	3	0	0	0	0	0	0	0	0	0	0	0	0	30	33.7	42.5	30 to 35	36.7	22	73.3
27/10/2023	20:00	0	0	2	3	10	1	1	0	0	0	0	0	0	0	0	0	0	0	0	0	17	31	34.5	30 to 35	58.8	12	70.6
27/10/2023	21:00	1	0	0	1	1	1	1	2	0	0	0	0	0	0	0	0	0	0	0	0	7	34.3	47.5	45 to 50	28.6	5	71.4
27/10/2023	22:00	0	0	0	3	2	4	0	0	0	0	0	0	0	0	0	0	0	0	0	0	9	32.6	38.8	35 to 40	44.4	6	66.7
27/10/2023	23:00	0	0	0	0	3	1	1	0	1	0	0	0	0	0	0	0	0	0	0	0	6	37.8	45	30 to 35	50.0	6	100.0
24 Hr Summary		2	2	25	95	128	124	73	29	6	2	0	0	0	0	0	0	0	0	0	0	486	34.6	42.5	30 to 35	26.3	362	74.5

Incoming Histogram

Honeybourne road

from Fri-Oct-13-2023-12-00-AM to Mon-Nov-20-2023-11-59-AM

Date	Starting Hr:min	<15	15 to <20	20 to <25	25 to <30	30 to <35	35 to <40	40 to <45	45 to <50	50 to <55	55 to <60	60 to <65	65 to <70	70 to <75	75 to <80	80 to <85	85 to <90	90 to <95	95 to <100	100 to >105	Total Counts	Avg Speed (MPH)	85pct Speed	5MPH Pace	% in pace	# of Speeders	% Speeders	
28/10/2023	00:00	0	0	0	1	0	0	1	0	0	0	0	0	0	0	0	0	0	0	0	0	2	34.5	45	25 to 30	50.0	1	50.0
28/10/2023	01:00	0	0	0	0	0	0	0	0	0	0	0	0	0	0	0	0	0	0	0	0	0	0	0	*	*	*	*
28/10/2023	02:00	0	0	0	0	1	0	0	1	0	0	0	0	0	0	0	0	0	0	0	0	2	39.5	50	30 to 35	50.0	2	100.0
28/10/2023	03:00	0	0	0	0	0	0	0	0	0	0	0	0	0	0	0	0	0	0	0	0	0	0	0	*	*	*	*
28/10/2023	04:00	0	0	0	0	0	0	0	0	0	0	0	0	0	0	0	0	0	0	0	0	0	0	0	*	*	*	*
28/10/2023	05:00	0	0	0	0	1	0	2	1	0	0	0	0	0	0	0	0	0	0	0	0	4	40.8	45	40 to 45	50.0	4	100.0
28/10/2023	06:00	0	0	0	0	1	2	0	1	0	0	0	0	0	0	0	0	0	0	0	0	4	38.3	40	35 to 40	50.0	4	100.0
28/10/2023	07:00	0	0	0	1	0	0	1	0	0	0	0	0	0	0	0	0	0	0	0	0	2	34.5	45	25 to 30	50.0	1	50.0
28/10/2023	08:00	0	0	0	0	3	3	1	1	1	0	0	0	0	0	0	0	0	0	0	0	9	38.7	50	30 to 35	33.3	9	100.0
28/10/2023	09:00	3	0	4	5	6	2	3	0	1	0	0	0	0	0	0	0	0	0	0	0	24	29.2	40	30 to 35	25.0	12	50.0
28/10/2023	10:00	2	0	2	6	4	5	6	2	0	0	0	0	0	0	0	0	0	0	0	0	27	33.1	43.3	25 to 30	22.2	17	63.0
28/10/2023	11:00	0	3	1	6	6	8	6	1	3	0	1	0	0	0	0	0	0	0	0	0	35	35.6	45	35 to 40	22.9	25	71.4
28/10/2023	12:00	1	1	1	5	6	7	2	3	0	0	0	0	0	0	0	0	0	0	0	0	26	33.3	42.5	35 to 40	26.9	18	69.2
28/10/2023	13:00	0	2	5	8	6	7	2	1	2	0	0	0	0	0	0	0	0	0	0	0	33	31.9	40	25 to 30	24.2	18	54.5
28/10/2023	14:00	1	0	3	3	9	12	4	4	0	0	0	0	0	0	0	0	0	0	0	0	36	34.9	43.8	35 to 40	33.3	29	80.6
28/10/2023	15:00	0	0	3	2	9	10	3	2	1	1	0	0	0	0	0	0	0	0	0	0	31	35.9	43.3	35 to 40	32.3	26	83.9
28/10/2023	16:00	1	3	1	3	9	6	3	3	1	0	0	0	0	0	0	0	0	0	0	0	30	33.3	45	30 to 35	30.0	22	73.3
28/10/2023	17:00	0	1	2	6	5	11	7	2	0	1	0	0	0	0	0	0	0	0	0	0	35	35.5	43.6	35 to 40	31.4	26	74.3
28/10/2023	18:00	0	1	1	3	3	3	1	3	0	0	0	0	0	0	0	0	0	0	0	0	15	34.2	46.7	25 to 30	20.0	10	66.7
28/10/2023	19:00	0	0	1	7	7	4	3	1	0	0	0	0	0	0	0	0	0	0	0	0	23	33	41.7	25 to 30	30.4	15	65.2
28/10/2023	20:00	0	0	0	0	2	2	1	0	0	0	0	0	0	0	0	0	0	0	0	0	5	36	40	30 to 35	40.0	5	100.0
28/10/2023	21:00	0	0	1	2	4	0	2	0	0	0	0	0	0	0	0	0	0	0	0	0	9	32.1	42.5	30 to 35	44.4	6	66.7
28/10/2023	22:00	0	0	0	1	3	0	1	0	0	0	0	0	0	0	0	0	0	0	0	0	5	33	35	30 to 35	60.0	4	80.0
28/10/2023	23:00	0	0	0	1	2	0	0	2	0	0	0	0	0	0	0	0	0	0	0	0	5	37	47.5	30 to 35	40.0	4	80.0
24 Hr Summary		8	11	25	60	87	82	49	28	9	2	1	0	0	0	0	0	0	0	0	0	362	34.1	43.6	30 to 35	24.0	258	71.3

Incoming Histogram

Honeybourne road

from Fri-Oct-13-2023-12-00-AM to Mon-Nov-20-2023-11-59-AM

Date	Starting Hr:min	<15	15 to <20	20 to <25	25 to <30	30 to <35	35 to <40	40 to <45	45 to <50	50 to <55	55 to <60	60 to <65	65 to <70	70 to <75	75 to <80	80 to <85	85 to <90	90 to <95	95 to <100	100 to >105	Total Counts	Avg Speed (MPH)	85pct Speed	5MPH Pace	% in pace	# of Speeders	% Speeders	
29/10/2023	00:00	0	0	0	0	0	1	0	0	0	0	0	0	0	0	0	0	0	0	0	0	1	37	40	35 to 40	100.0	1	100.0
29/10/2023	01:00	0	0	0	1	0	0	1	2	0	0	0	0	0	0	0	0	0	0	0	0	4	40.8	47.5	45 to 50	50.0	3	75.0
29/10/2023	02:00	0	0	0	0	1	0	0	1	0	0	0	0	0	0	0	0	0	0	0	0	2	39.5	50	30 to 35	50.0	2	100.0
29/10/2023	03:00	0	0	0	0	0	0	0	0	0	0	0	0	0	0	0	0	0	0	0	0	0	0	0	*	*	*	*
29/10/2023	04:00	0	0	0	0	0	0	0	0	0	0	0	0	0	0	0	0	0	0	0	0	0	0	0	*	*	*	*
29/10/2023	05:00	0	0	0	0	0	0	0	0	0	0	0	0	0	0	0	0	0	0	0	0	0	0	0	*	*	*	*
29/10/2023	06:00	0	0	0	0	0	4	1	0	0	0	0	0	0	0	0	0	0	0	0	0	5	38	40	35 to 40	80.0	5	100.0
29/10/2023	07:00	0	0	0	0	1	1	0	0	0	0	0	0	0	0	0	0	0	0	0	0	2	34.5	40	30 to 35	50.0	2	100.0
29/10/2023	08:00	1	0	0	0	1	3	3	0	0	0	0	0	0	0	0	0	0	0	0	0	8	35.1	43.3	35 to 40	37.5	7	87.5
29/10/2023	09:00	1	1	1	0	2	4	3	0	0	0	0	0	0	0	0	0	0	0	0	0	12	32.5	41.7	35 to 40	33.3	9	75.0
29/10/2023	10:00	3	1	2	3	8	3	3	2	1	0	0	0	0	0	0	0	0	0	0	0	26	31.5	43.3	30 to 35	30.8	17	65.4
29/10/2023	11:00	0	0	2	2	6	6	6	3	0	0	0	0	0	0	0	0	0	0	0	0	25	36.4	44.2	30 to 35	24.0	21	84.0
29/10/2023	12:00	2	2	1	1	3	7	4	1	0	0	0	0	0	0	0	0	0	0	0	0	21	32.4	42.5	35 to 40	33.3	15	71.4
29/10/2023	13:00	2	0	1	7	5	6	5	2	0	0	0	0	0	0	0	0	0	0	0	0	28	33	43	25 to 30	25.0	18	64.3
29/10/2023	14:00	2	0	3	9	6	10	3	3	1	0	0	0	0	0	0	0	0	0	0	0	37	33	41.7	35 to 40	27.0	23	62.2
29/10/2023	15:00	1	1	4	6	5	7	13	0	0	0	0	0	0	0	0	0	0	0	0	0	37	33.8	42.7	40 to 45	35.1	25	67.6
29/10/2023	16:00	0	0	2	9	7	10	3	1	0	0	0	0	0	0	0	0	0	0	0	0	32	33.2	39.5	35 to 40	31.3	21	65.6
29/10/2023	17:00	0	1	0	4	6	9	5	1	0	0	0	0	0	0	0	0	0	0	0	0	26	35	42	35 to 40	34.6	21	80.8
29/10/2023	18:00	0	0	0	8	9	3	3	0	0	0	0	0	0	0	0	0	0	0	0	0	23	32.3	40	30 to 35	39.1	15	65.2
29/10/2023	19:00	0	0	1	1	7	5	0	2	1	0	0	0	0	0	0	0	0	0	0	0	17	35.6	40	30 to 35	41.2	15	88.2
29/10/2023	20:00	0	1	2	4	3	3	0	0	1	0	0	0	0	0	0	0	0	0	0	0	14	30.7	38.3	25 to 30	28.6	7	50.0
29/10/2023	21:00	0	0	0	0	2	2	0	0	0	0	0	0	0	0	0	0	0	0	0	0	4	34.8	37.5	30 to 35	50.0	4	100.0
29/10/2023	22:00	0	0	0	0	3	3	0	0	0	0	0	0	0	0	0	0	0	0	0	0	6	34.5	38.3	30 to 35	50.0	6	100.0
29/10/2023	23:00	0	0	0	0	0	0	0	1	0	0	0	0	0	0	0	0	0	0	0	0	1	47	50	45 to 50	100.0	1	100.0
24 Hr Summary		12	7	19	55	75	87	53	19	4	0	0	0	0	0	0	0	0	0	0	0	331	33.7	42.5	35 to 40	26.3	238	71.9

Incoming Histogram

Honeybourne road

from Fri-Oct-13-2023-12-00-AM to Mon-Nov-20-2023-11-59-AM

Date	Starting Hr:min	<15	15 to <20	20 to <25	25 to <30	30 to <35	35 to <40	40 to <45	45 to <50	50 to <55	55 to <60	60 to <65	65 to <70	70 to <75	75 to <80	80 to <85	85 to <90	90 to <95	95 to <100	100 to >105	Total Counts	Avg Speed (MPH)	85pct Speed	5MPH Pace	% in pace	# of Speeders	% Speeders	
30/10/2023	00:00	0	0	0	0	0	0	1	0	0	0	0	0	0	0	0	0	0	0	0	0	1	42	45	40 to 45	100.0	1	100.0
30/10/2023	01:00	0	0	0	0	0	0	0	0	0	0	0	0	0	0	0	0	0	0	0	0	0	0	0	*	*	*	*
30/10/2023	02:00	0	0	0	0	0	0	0	0	0	0	0	0	0	0	0	0	0	0	0	0	0	0	0	*	*	*	*
30/10/2023	03:00	0	0	0	0	0	0	0	0	0	0	0	0	0	0	0	0	0	0	0	0	0	0	0	*	*	*	*
30/10/2023	04:00	0	0	0	0	0	0	0	0	0	0	0	0	0	0	0	0	0	0	0	0	0	0	0	*	*	*	*
30/10/2023	05:00	0	0	0	0	0	0	0	0	0	0	0	0	0	0	0	0	0	0	0	0	0	0	0	*	*	*	*
30/10/2023	06:00	0	0	0	1	3	4	1	0	1	0	0	0	0	0	0	0	0	0	0	0	10	36.6	40	35 to 40	40.0	9	90.0
30/10/2023	07:00	0	0	0	0	1	4	3	1	1	0	0	0	0	0	0	0	0	0	0	0	10	40.5	45	35 to 40	40.0	10	100.0
30/10/2023	08:00	1	0	1	2	4	7	8	1	1	0	0	0	0	0	0	0	0	0	0	0	25	36.5	43.8	40 to 45	32.0	21	84.0
30/10/2023	09:00	0	0	1	4	8	6	6	1	0	0	0	0	0	0	0	0	0	0	0	0	26	35	42.5	30 to 35	30.8	21	80.8
30/10/2023	10:00	0	0	1	3	7	6	9	2	0	0	0	0	0	0	0	0	0	0	0	0	28	36.6	43.9	40 to 45	32.1	24	85.7
30/10/2023	11:00	0	0	1	4	7	3	5	2	1	1	0	0	0	0	0	0	0	0	0	0	24	36.8	45	30 to 35	29.2	19	79.2
30/10/2023	12:00	0	2	2	3	8	10	0	1	0	0	0	0	0	0	0	0	0	0	0	0	26	32.2	38.5	35 to 40	38.5	19	73.1
30/10/2023	13:00	0	1	2	2	7	6	1	2	0	0	0	0	0	0	0	0	0	0	0	0	21	33.3	40	30 to 35	33.3	16	76.2
30/10/2023	14:00	0	1	2	2	3	7	5	4	0	0	0	0	0	0	0	0	0	0	0	0	24	36.2	45	35 to 40	29.2	19	79.2
30/10/2023	15:00	0	0	0	8	5	9	4	0	0	0	0	0	0	0	0	0	0	0	0	0	26	34	40	35 to 40	34.6	18	69.2
30/10/2023	16:00	0	0	0	3	8	8	3	2	1	0	0	0	0	0	0	0	0	0	0	0	25	36.4	43.3	30 to 35	32.0	22	88.0
30/10/2023	17:00	0	1	3	5	14	16	7	2	1	0	0	0	0	0	0	0	0	0	0	0	49	34.9	42.1	35 to 40	32.7	40	81.6
30/10/2023	18:00	1	0	1	6	6	5	6	0	0	0	0	0	0	0	0	0	0	0	0	0	25	33	41.7	25 to 30	24.0	17	68.0
30/10/2023	19:00	0	0	3	6	6	6	3	2	0	0	0	0	0	0	0	0	0	0	0	0	26	33.3	41.7	25 to 30	23.1	17	65.4
30/10/2023	20:00	0	0	1	1	11	6	1	2	0	0	0	0	0	0	0	0	0	0	0	0	22	34.6	40	30 to 35	50.0	20	90.9
30/10/2023	21:00	0	0	0	2	2	7	2	0	0	0	0	0	0	0	0	0	0	0	0	0	13	35.6	40	35 to 40	53.8	11	84.6
30/10/2023	22:00	0	0	0	2	1	3	2	1	0	0	0	0	0	0	0	0	0	0	0	0	9	36.4	45	35 to 40	33.3	7	77.8
30/10/2023	23:00	0	0	1	1	0	1	1	0	1	0	0	0	0	0	0	0	0	0	0	0	5	36	45	20 to 25	20.0	3	60.0
24 Hr Summary		2	5	19	55	101	114	68	23	7	1	0	0	0	0	0	0	0	0	0	0	395	35.1	42.9	35 to 40	28.9	314	79.5

Incoming Histogram

Honeybourne road

from Fri-Oct-13-2023-12-00-AM to Mon-Nov-20-2023-11-59-AM

Date	Starting Hr:min	<15	15 to <20	20 to <25	25 to <30	30 to <35	35 to <40	40 to <45	45 to <50	50 to <55	55 to <60	60 to <65	65 to <70	70 to <75	75 to <80	80 to <85	85 to <90	90 to <95	95 to <100	100 to >105	Total Counts	Avg Speed (MPH)	85pct Speed	5MPH Pace	% in pace	# of Speeders	% Speeders	
31/10/2023	00:00	0	0	0	0	1	0	0	2	0	0	0	0	0	0	0	0	0	0	0	0	3	42	50	45 to 50	66.7	3	100.0
31/10/2023	01:00	0	0	0	0	0	0	0	1	0	0	0	0	0	0	0	0	0	0	0	0	1	47	50	45 to 50	100.0	1	100.0
31/10/2023	02:00	0	0	0	0	0	0	0	0	0	0	0	0	0	0	0	0	0	0	0	0	0	0	0	*	*	*	*
31/10/2023	03:00	0	0	0	0	0	0	0	0	0	0	0	0	0	0	0	0	0	0	0	0	0	0	0	*	*	*	*
31/10/2023	04:00	0	0	0	0	0	0	0	0	0	0	0	0	0	0	0	0	0	0	0	0	0	0	0	*	*	*	*
31/10/2023	05:00	0	0	0	0	0	0	0	0	0	0	0	0	0	0	0	0	0	0	0	0	0	0	0	*	*	*	*
31/10/2023	06:00	0	0	0	1	1	3	2	1	0	0	0	0	0	0	0	0	0	0	0	0	8	37.8	45	35 to 40	37.5	7	87.5
31/10/2023	07:00	0	0	0	2	2	3	0	1	0	0	0	0	0	0	0	0	0	0	0	0	8	34.5	40	35 to 40	37.5	6	75.0
31/10/2023	08:00	1	0	1	4	3	8	8	4	0	0	2	0	0	0	0	0	0	0	0	0	31	38.4	46.2	35 to 40	25.8	25	80.6
31/10/2023	09:00	1	0	0	2	7	3	7	2	0	2	0	0	0	0	0	0	0	0	0	0	24	37.8	45	30 to 35	29.2	21	87.5
31/10/2023	10:00	1	2	3	2	7	7	3	2	0	0	0	0	0	0	0	0	0	0	0	0	27	32.4	41.7	30 to 35	25.9	19	70.4
31/10/2023	11:00	0	0	4	6	2	5	4	1	0	0	0	0	0	0	0	0	0	0	0	0	22	32.6	42.5	25 to 30	27.3	12	54.5
31/10/2023	12:00	1	1	2	4	8	4	5	1	1	0	0	0	0	0	0	0	0	0	0	0	27	33.3	43	30 to 35	29.6	19	70.4
31/10/2023	13:00	0	1	1	3	6	6	4	3	0	0	0	0	0	0	0	0	0	0	0	0	24	35.3	43.8	30 to 35	25.0	19	79.2
31/10/2023	14:00	0	0	2	2	5	6	7	1	1	0	0	0	0	0	0	0	0	0	0	0	24	36.6	43.6	40 to 45	29.2	20	83.3
31/10/2023	15:00	1	1	7	4	7	11	4	1	0	0	0	0	0	0	0	0	0	0	0	0	36	31.8	40	35 to 40	30.6	23	63.9
31/10/2023	16:00	2	1	3	5	4	12	5	2	0	0	0	0	0	0	0	0	0	0	0	0	34	33.1	42	35 to 40	35.3	23	67.6
31/10/2023	17:00	0	0	1	7	10	17	5	2	0	0	0	0	0	0	0	0	0	0	0	0	42	35.1	41	35 to 40	40.5	34	81.0
31/10/2023	18:00	1	1	2	10	14	12	1	0	0	0	0	0	0	0	0	0	0	0	0	0	41	31.3	37.9	30 to 35	34.1	27	65.9
31/10/2023	19:00	0	0	2	7	6	12	1	1	0	0	0	0	0	0	0	0	0	0	0	0	29	33.2	39.2	35 to 40	41.4	20	69.0
31/10/2023	20:00	0	1	1	5	5	7	1	0	0	0	0	0	0	0	0	0	0	0	0	0	20	31.9	38.6	35 to 40	35.0	13	65.0
31/10/2023	21:00	0	0	0	1	3	3	1	1	0	0	0	0	0	0	0	0	0	0	0	0	9	36	45	30 to 35	33.3	8	88.9
31/10/2023	22:00	0	0	1	3	5	3	1	0	0	0	0	0	0	0	0	0	0	0	0	0	13	32.2	38.3	30 to 35	38.5	9	69.2
31/10/2023	23:00	0	1	0	1	1	2	1	0	0	0	0	0	0	0	0	0	0	0	0	0	6	32	40	35 to 40	33.3	4	66.7
24 Hr Summary		8	9	30	69	97	124	60	26	2	2	2	0	0	0	0	0	0	0	0	0	429	34.1	42.3	35 to 40	28.9	313	73.0

Incoming Histogram

Honeybourne road

from Fri-Oct-13-2023-12-00-AM to Mon-Nov-20-2023-11-59-AM

Date	Starting Hr:min	<15	15 to <20	20 to <25	25 to <30	30 to <35	35 to <40	40 to <45	45 to <50	50 to <55	55 to <60	60 to <65	65 to <70	70 to <75	75 to <80	80 to <85	85 to <90	90 to <95	95 to <100	100 to >105	Total Counts	Avg Speed (MPH)	85pct Speed	5MPH Pace	% in pace	# of Speeders	% Speeders	
01/11/2023	00:00	0	0	0	0	1	1	0	0	0	0	0	0	0	0	0	0	0	0	0	0	2	34.5	40	30 to 35	50.0	2	100.0
01/11/2023	01:00	0	0	0	0	2	0	0	1	0	0	0	0	0	0	0	0	0	0	0	0	3	37	50	30 to 35	66.7	3	100.0
01/11/2023	02:00	0	0	0	0	0	0	0	0	0	0	0	0	0	0	0	0	0	0	0	0	0	0	0	*	*	*	*
01/11/2023	03:00	0	0	0	0	0	0	0	0	0	0	0	0	0	0	0	0	0	0	0	0	0	0	0	*	*	*	*
01/11/2023	04:00	0	0	0	0	0	1	0	0	0	0	0	0	0	0	0	0	0	0	0	0	1	37	40	35 to 40	100.0	1	100.0
01/11/2023	05:00	0	0	0	0	0	0	0	0	0	0	0	0	0	0	0	0	0	0	0	0	0	0	0	*	*	*	*
01/11/2023	06:00	0	0	0	0	3	1	1	1	0	0	0	0	0	0	0	0	0	0	0	0	6	37.2	45	30 to 35	50.0	6	100.0
01/11/2023	07:00	0	0	0	0	1	4	1	0	0	0	0	0	0	0	0	0	0	0	0	0	6	37.2	40	35 to 40	66.7	6	100.0
01/11/2023	08:00	0	0	0	2	2	7	3	3	1	0	0	0	0	0	0	0	0	0	0	0	18	38.7	46.7	35 to 40	38.9	16	88.9
01/11/2023	09:00	0	0	0	2	8	5	6	1	1	0	0	0	0	0	0	0	0	0	0	0	23	37	44.2	30 to 35	34.8	21	91.3
01/11/2023	10:00	0	0	1	3	6	7	4	2	0	0	0	0	0	0	0	0	0	0	0	0	23	35.7	43.8	35 to 40	30.4	19	82.6
01/11/2023	11:00	1	2	4	11	6	6	5	2	0	0	0	0	0	0	0	0	0	0	0	0	37	31.2	41	25 to 30	29.7	19	51.4
01/11/2023	12:00	2	0	0	3	6	8	1	1	1	0	0	0	0	0	0	0	0	0	0	0	22	33.6	40	35 to 40	36.4	17	77.3
01/11/2023	13:00	0	2	2	6	7	2	4	4	1	0	0	0	0	0	0	0	0	0	0	0	28	34	46.2	30 to 35	25.0	18	64.3
01/11/2023	14:00	0	0	1	3	10	7	4	1	0	0	0	0	0	0	0	0	0	0	0	0	26	34.8	41.2	30 to 35	38.5	22	84.6
01/11/2023	15:00	0	1	1	4	8	3	4	2	0	0	0	0	0	0	0	0	0	0	0	0	23	33.9	43.8	30 to 35	34.8	17	73.9
01/11/2023	16:00	0	0	1	3	11	11	3	3	0	0	0	0	0	0	0	0	0	0	0	0	32	35.5	41.7	30 to 35	34.4	28	87.5
01/11/2023	17:00	0	0	2	5	6	8	4	2	2	1	0	0	0	0	0	0	0	0	0	0	30	36.5	47.5	35 to 40	26.7	23	76.7
01/11/2023	18:00	1	2	2	9	13	15	1	2	0	0	0	0	0	0	0	0	0	0	0	0	45	32.2	38.7	35 to 40	33.3	31	68.9
01/11/2023	19:00	0	0	2	8	9	9	3	0	0	0	0	0	0	0	0	0	0	0	0	0	31	32.7	38.9	30 to 35	29.0	21	67.7
01/11/2023	20:00	0	0	0	6	6	7	2	1	0	0	0	0	0	0	0	0	0	0	0	0	22	33.9	40	35 to 40	31.8	16	72.7
01/11/2023	21:00	0	0	0	9	7	8	1	0	0	0	0	0	0	0	0	0	0	0	0	0	25	32.4	38.1	25 to 30	36.0	16	64.0
01/11/2023	22:00	0	0	3	2	6	0	0	0	0	0	0	0	0	0	0	0	0	0	0	0	11	28.6	33.3	30 to 35	54.5	6	54.5
01/11/2023	23:00	0	0	1	0	0	1	2	0	0	0	0	0	0	0	0	0	0	0	0	0	4	35.8	42.5	40 to 45	50.0	3	75.0
24 Hr Summary		4	7	20	76	118	111	49	26	6	1	0	0	0	0	0	0	0	0	0	0	418	34.1	41.9	30 to 35	28.2	311	74.4

Incoming Histogram

Honeybourne road

from Fri-Oct-13-2023-12-00-AM to Mon-Nov-20-2023-11-59-AM

Date	Starting Hr:min	<15	15 to <20	20 to <25	25 to <30	30 to <35	35 to <40	40 to <45	45 to <50	50 to <55	55 to <60	60 to <65	65 to <70	70 to <75	75 to <80	80 to <85	85 to <90	90 to <95	95 to <100	100 to >105	Total Counts	Avg Speed (MPH)	85pct Speed	5MPH Pace	% in pace	# of Speeders	% Speeders	
02/11/2023	00:00	0	0	0	0	2	1	0	0	0	0	0	0	0	0	0	0	0	0	0	0	3	33.7	40	30 to 35	66.7	3	100.0
02/11/2023	01:00	0	0	0	0	0	0	0	0	0	0	0	0	0	0	0	0	0	0	0	0	0	0	0	*	*	*	*
02/11/2023	02:00	0	0	0	0	0	0	0	0	0	0	0	0	0	0	0	0	0	0	0	0	0	0	0	*	*	*	*
02/11/2023	03:00	0	0	0	0	0	0	0	0	0	0	0	0	0	0	0	0	0	0	0	0	0	0	0	*	*	*	*
02/11/2023	04:00	0	0	0	0	0	0	0	0	0	0	0	0	0	0	0	0	0	0	0	0	0	0	0	*	*	*	*
02/11/2023	05:00	0	0	0	0	0	0	0	0	0	0	0	0	0	0	0	0	0	0	0	0	0	0	0	*	*	*	*
02/11/2023	06:00	0	0	0	0	1	4	0	0	0	0	0	0	0	0	0	0	0	0	0	0	5	36.2	38.8	35 to 40	80.0	5	100.0
02/11/2023	07:00	0	0	0	0	3	4	3	0	0	0	0	0	0	0	0	0	0	0	0	0	10	37.1	41.7	35 to 40	40.0	10	100.0
02/11/2023	08:00	0	0	2	3	2	7	8	2	4	0	0	0	0	0	0	0	0	0	0	0	28	39	50	40 to 45	28.6	23	82.1
02/11/2023	09:00	0	0	2	2	2	7	6	3	0	0	0	0	0	0	0	0	0	0	0	0	22	37.1	45	35 to 40	31.8	18	81.8
02/11/2023	10:00	0	0	0	4	4	4	0	2	0	0	0	0	0	0	0	0	0	0	0	0	14	34.2	40	25 to 30	28.6	10	71.4
02/11/2023	11:00	1	0	3	3	6	9	2	4	0	0	0	0	0	0	0	0	0	0	0	0	28	34.3	45	35 to 40	32.1	21	75.0
02/11/2023	12:00	0	0	1	4	10	6	3	4	1	0	0	0	0	0	0	0	0	0	0	0	29	36	46.2	30 to 35	34.5	24	82.8
02/11/2023	13:00	0	0	0	3	7	8	6	4	0	1	0	0	0	0	0	0	0	0	0	0	29	38	46.2	35 to 40	27.6	26	89.7
02/11/2023	14:00	0	0	2	0	5	4	6	0	0	0	0	0	0	0	0	0	0	0	0	0	17	35.8	42.5	40 to 45	35.3	15	88.2
02/11/2023	15:00	2	0	0	2	14	6	1	1	2	0	0	0	0	0	0	0	0	0	0	0	28	33.5	40	30 to 35	50.0	24	85.7
02/11/2023	16:00	4	1	2	9	3	6	6	3	0	0	0	0	0	0	0	0	0	0	0	0	34	30.9	43.3	25 to 30	26.5	18	52.9
02/11/2023	17:00	3	0	2	3	7	11	10	0	0	0	0	0	0	0	0	0	0	0	0	0	36	33.6	42.5	35 to 40	30.6	28	77.8
02/11/2023	18:00	0	0	4	9	8	5	2	1	0	0	0	0	0	0	0	0	0	0	0	0	29	31.3	39	25 to 30	31.0	16	55.2
02/11/2023	19:00	0	0	1	2	15	4	1	0	0	0	0	0	0	0	0	0	0	0	0	0	23	32.7	37.5	30 to 35	65.2	20	87.0
02/11/2023	20:00	0	0	2	5	5	2	3	0	0	0	0	0	0	0	0	0	0	0	0	0	17	31.8	40	25 to 30	29.4	10	58.8
02/11/2023	21:00	0	0	0	2	3	5	0	1	0	0	0	0	0	0	0	0	0	0	0	0	11	34.9	39	35 to 40	45.5	9	81.8
02/11/2023	22:00	0	0	0	1	1	2	0	0	0	1	0	0	0	0	0	0	0	0	0	0	5	38.2	40	35 to 40	40.0	4	80.0
02/11/2023	23:00	0	0	0	0	1	1	0	0	0	0	0	0	0	0	0	0	0	0	0	0	2	34.5	40	30 to 35	50.0	2	100.0
24 Hr Summary		10	1	21	52	99	96	57	25	7	2	0	0	0	0	0	0	0	0	0	0	370	34.6	43.1	30 to 35	26.8	286	77.3

Incoming Histogram

Honeybourne road

from Fri-Oct-13-2023-12-00-AM to Mon-Nov-20-2023-11-59-AM

Date	Starting Hr:min	<15	15 to <20	20 to <25	25 to <30	30 to <35	35 to <40	40 to <45	45 to <50	50 to <55	55 to <60	60 to <65	65 to <70	70 to <75	75 to <80	80 to <85	85 to <90	90 to <95	95 to <100	100 to >105	Total Counts	Avg Speed (MPH)	85pct Speed	5MPH Pace	% in pace	# of Speeders	% Speeders	
03/11/2023	00:00	0	0	0	0	2	2	1	0	0	0	0	0	0	0	0	0	0	0	0	0	5	36	40	30 to 35	40.0	5	100.0
03/11/2023	01:00	0	0	0	0	0	0	1	0	1	0	0	0	0	0	0	0	0	0	0	0	2	47	55	40 to 45	50.0	2	100.0
03/11/2023	02:00	0	0	0	0	0	0	0	0	0	0	0	0	0	0	0	0	0	0	0	0	0	0	0	*	*	*	*
03/11/2023	03:00	0	0	0	0	0	0	0	0	0	0	0	0	0	0	0	0	0	0	0	0	0	0	0	*	*	*	*
03/11/2023	04:00	0	0	0	0	0	0	0	0	0	0	0	0	0	0	0	0	0	0	0	0	0	0	0	*	*	*	*
03/11/2023	05:00	0	0	0	0	0	0	0	0	0	0	0	0	0	0	0	0	0	0	0	0	0	0	0	*	*	*	*
03/11/2023	06:00	0	0	0	0	0	2	2	0	0	0	0	0	0	0	0	0	0	0	0	0	4	39.8	42.5	35 to 40	50.0	4	100.0
03/11/2023	07:00	0	0	0	1	1	1	2	1	0	0	0	0	0	0	0	0	0	0	0	0	6	37.8	45	40 to 45	33.3	5	83.3
03/11/2023	08:00	0	0	3	5	2	5	6	1	0	1	0	0	0	0	0	0	0	0	0	0	23	35.3	44.2	40 to 45	26.1	15	65.2
03/11/2023	09:00	0	0	0	5	5	9	5	3	0	0	0	0	0	0	0	0	0	0	0	0	27	36.3	44	35 to 40	33.3	22	81.5
03/11/2023	10:00	0	0	3	4	9	6	0	0	0	0	0	0	0	0	0	0	0	0	0	0	22	31.3	37.5	30 to 35	40.9	15	68.2
03/11/2023	11:00	1	1	1	3	8	9	3	1	0	0	0	0	0	0	0	0	0	0	0	0	27	33.2	40	35 to 40	33.3	21	77.8
03/11/2023	12:00	0	0	0	2	6	6	1	3	0	0	0	0	0	0	0	0	0	0	0	0	18	36.3	45	30 to 35	33.3	16	88.9
03/11/2023	13:00	1	0	4	2	9	8	6	3	0	0	0	0	0	0	0	0	0	0	0	0	33	34.4	43.3	30 to 35	27.3	26	78.8
03/11/2023	14:00	2	1	1	1	7	5	4	3	1	0	0	0	0	0	0	0	0	0	0	0	25	34.4	45	30 to 35	28.0	20	80.0
03/11/2023	15:00	0	1	0	4	5	1	8	2	0	1	0	0	0	0	0	0	0	0	0	0	22	36.9	45	40 to 45	36.4	17	77.3
03/11/2023	16:00	0	4	2	3	10	8	4	0	0	0	0	0	0	0	0	0	0	0	0	0	31	31.8	39.4	30 to 35	32.3	22	71.0
03/11/2023	17:00	0	0	1	1	4	5	14	5	1	0	0	0	0	0	0	0	0	0	0	0	31	40.1	46	40 to 45	45.2	29	93.5
03/11/2023	18:00	0	0	1	6	14	6	5	1	0	0	0	0	0	0	0	0	0	0	0	0	33	33.9	41	30 to 35	42.4	26	78.8
03/11/2023	19:00	0	0	0	6	11	8	1	0	0	0	0	0	0	0	0	0	0	0	0	0	26	32.9	38.1	30 to 35	42.3	20	76.9
03/11/2023	20:00	0	0	1	3	6	9	3	1	0	0	1	0	0	0	0	0	0	0	0	0	24	36.1	41.7	35 to 40	37.5	20	83.3
03/11/2023	21:00	0	1	1	4	4	2	2	1	0	0	1	0	0	0	0	0	0	0	0	0	16	33.9	45	25 to 30	25.0	10	62.5
03/11/2023	22:00	0	0	0	0	1	1	1	2	0	0	0	0	0	0	0	0	0	0	0	0	5	41	47.5	45 to 50	40.0	5	100.0
03/11/2023	23:00	0	0	0	5	2	2	0	0	0	0	0	0	0	0	0	0	0	0	0	0	9	30.4	37.5	25 to 30	55.6	4	44.4
24 Hr Summary		4	8	18	55	106	95	69	27	3	2	2	0	0	0	0	0	0	0	0	0	389	34.9	43.3	30 to 35	27.2	304	78.1

Incoming Histogram

Honeybourne road

from Fri-Oct-13-2023-12-00-AM to Mon-Nov-20-2023-11-59-AM

Date	Starting Hr:min	<15	15 to <20	20 to <25	25 to <30	30 to <35	35 to <40	40 to <45	45 to <50	50 to <55	55 to <60	60 to <65	65 to <70	70 to <75	75 to <80	80 to <85	85 to <90	90 to <95	95 to <100	100 to >105	Total Counts	Avg Speed (MPH)	85pct Speed	5MPH Pace	% in pace	# of Speeders	% Speeders	
04/11/2023	00:00	0	0	0	2	1	1	0	0	0	0	0	0	0	0	0	0	0	0	0	0	4	30.8	35	25 to 30	50.0	2	50.0
04/11/2023	01:00	0	0	0	0	1	1	0	0	0	0	0	0	0	0	0	0	0	0	0	0	2	34.5	40	30 to 35	50.0	2	100.0
04/11/2023	02:00	0	0	0	0	0	0	0	1	0	0	0	0	0	0	0	0	0	0	0	0	1	47	50	45 to 50	100.0	1	100.0
04/11/2023	03:00	0	0	0	0	0	0	0	0	0	0	0	0	0	0	0	0	0	0	0	0	0	0	0	*	*	*	*
04/11/2023	04:00	0	0	0	0	0	0	0	0	0	0	0	0	0	0	0	0	0	0	0	0	0	0	0	*	*	*	*
04/11/2023	05:00	0	0	0	0	0	0	0	0	0	0	0	0	0	0	0	0	0	0	0	0	0	0	0	*	*	*	*
04/11/2023	06:00	0	0	0	1	0	1	0	0	0	0	0	0	0	0	0	0	0	0	0	0	2	32	40	25 to 30	50.0	1	50.0
04/11/2023	07:00	0	0	0	0	0	0	1	1	0	0	0	0	0	0	0	0	0	0	0	0	2	44.5	50	40 to 45	50.0	2	100.0
04/11/2023	08:00	0	0	0	0	1	0	2	1	0	0	0	0	0	0	0	0	0	0	0	0	4	41	45	40 to 45	50.0	4	100.0
04/11/2023	09:00	0	0	0	1	3	2	2	2	1	0	0	0	0	0	0	0	0	0	0	0	11	38.8	47.5	30 to 35	27.3	10	90.9
04/11/2023	10:00	1	1	3	2	8	5	6	0	0	0	0	0	0	0	0	0	0	0	0	0	26	32.6	41.7	30 to 35	30.8	19	73.1
04/11/2023	11:00	0	0	1	5	10	11	3	1	0	0	0	0	0	0	0	0	0	0	0	0	31	34.3	39.5	35 to 40	35.5	25	80.6
04/11/2023	12:00	0	0	1	2	5	8	3	3	2	0	0	0	0	0	0	0	0	0	0	0	24	37.7	46.7	35 to 40	33.3	21	87.5
04/11/2023	13:00	0	0	2	6	8	6	6	1	0	1	0	0	0	0	0	0	0	0	0	0	30	34.8	43.3	30 to 35	26.7	22	73.3
04/11/2023	14:00	0	0	0	6	6	7	6	2	0	0	0	0	0	0	0	0	0	0	0	0	27	35.7	43.3	35 to 40	25.9	21	77.8
04/11/2023	15:00	0	3	3	7	8	5	5	3	0	0	0	0	0	0	0	0	0	0	0	0	34	32.5	43	30 to 35	23.5	21	61.8
04/11/2023	16:00	0	1	1	6	8	10	5	1	0	0	0	0	0	0	0	0	0	0	0	0	32	34.1	41	35 to 40	31.3	24	75.0
04/11/2023	17:00	0	0	4	7	9	9	1	2	0	0	0	0	0	0	0	0	0	0	0	0	32	32.5	38.9	30 to 35	28.1	21	65.6
04/11/2023	18:00	0	0	4	12	6	6	2	2	0	0	0	0	0	0	0	0	0	0	0	0	32	31.6	39.2	25 to 30	37.5	16	50.0
04/11/2023	19:00	0	0	1	1	10	5	4	0	0	0	0	0	0	0	0	0	0	0	0	0	21	34.7	41.2	30 to 35	47.6	19	90.5
04/11/2023	20:00	0	0	4	2	4	6	0	0	0	0	0	0	0	0	0	0	0	0	0	0	16	30.9	38.3	35 to 40	37.5	10	62.5
04/11/2023	21:00	0	0	4	5	8	5	1	0	0	0	0	0	0	0	0	0	0	0	0	0	23	30.9	38	30 to 35	34.8	14	60.9
04/11/2023	22:00	0	1	2	3	3	0	2	0	0	0	0	0	0	0	0	0	0	0	0	0	11	29.3	35	25 to 30	27.3	5	45.5
04/11/2023	23:00	0	0	1	3	1	3	1	0	0	0	0	0	0	0	0	0	0	0	0	0	9	32	40	25 to 30	33.3	5	55.6
24 Hr Summary		1	6	31	71	100	91	50	20	3	1	0	0	0	0	0	0	0	0	0	0	374	33.7	41.8	30 to 35	26.7	265	70.9

Incoming Histogram

Honeybourne road

from Fri-Oct-13-2023-12-00-AM to Mon-Nov-20-2023-11-59-AM

Date	Starting Hr:min	<15	15 to <20	20 to <25	25 to <30	30 to <35	35 to <40	40 to <45	45 to <50	50 to <55	55 to <60	60 to <65	65 to <70	70 to <75	75 to <80	80 to <85	85 to <90	90 to <95	95 to <100	100 to >105	Total Counts	Avg Speed (MPH)	85pct Speed	5MPH Pace	% in pace	# of Speeders	% Speeders	
05/11/2023	00:00	0	0	0	0	4	1	0	0	0	0	0	0	0	0	0	0	0	0	0	0	5	33.2	35	30 to 35	80.0	5	100.0
05/11/2023	01:00	0	0	0	1	0	0	0	1	0	0	0	0	0	0	0	0	0	0	0	0	2	37	50	25 to 30	50.0	1	50.0
05/11/2023	02:00	0	0	0	0	1	1	0	0	0	0	0	0	0	0	0	0	0	0	0	0	2	34.5	40	30 to 35	50.0	2	100.0
05/11/2023	03:00	0	0	0	0	0	0	0	0	0	0	0	0	0	0	0	0	0	0	0	0	0	0	0	*	*	*	*
05/11/2023	04:00	0	0	0	0	0	1	0	0	0	0	0	0	0	0	0	0	0	0	0	0	1	37	40	35 to 40	100.0	1	100.0
05/11/2023	05:00	0	0	0	0	0	0	0	0	0	0	0	0	0	0	0	0	0	0	0	0	0	0	0	*	*	*	*
05/11/2023	06:00	0	0	0	0	1	0	0	0	0	0	0	0	0	0	0	0	0	0	0	0	1	32	35	30 to 35	100.0	1	100.0
05/11/2023	07:00	0	0	0	0	0	0	0	0	0	0	0	0	0	0	0	0	0	0	0	0	0	0	0	*	*	*	*
05/11/2023	08:00	0	0	0	0	0	1	1	1	0	0	0	0	0	0	0	0	0	0	0	0	3	42	50	35 to 40	33.3	3	100.0
05/11/2023	09:00	0	0	1	2	2	5	1	1	0	0	0	0	0	0	0	0	0	0	0	0	12	34.6	40	35 to 40	41.7	9	75.0
05/11/2023	10:00	1	1	2	2	5	6	4	1	0	0	0	0	0	0	0	0	0	0	0	0	22	33	42.5	35 to 40	27.3	16	72.7
05/11/2023	11:00	2	2	6	1	4	7	6	2	0	0	0	0	0	0	0	0	0	0	0	0	30	31.6	43.3	35 to 40	23.3	19	63.3
05/11/2023	12:00	1	0	1	4	8	5	13	2	0	0	0	0	0	0	0	0	0	0	0	0	34	36.1	43.8	40 to 45	38.2	28	82.4
05/11/2023	13:00	0	0	3	7	10	8	6	1	0	0	0	0	0	0	0	0	0	0	0	0	35	33.7	41.7	30 to 35	28.6	25	71.4
05/11/2023	14:00	1	0	3	6	9	5	5	2	0	0	0	1	0	0	0	0	0	0	0	0	32	34	43	30 to 35	28.1	22	68.8
05/11/2023	15:00	0	0	0	3	8	8	1	0	1	0	0	0	0	0	0	0	0	0	0	0	21	34.8	39.4	30 to 35	38.1	18	85.7
05/11/2023	16:00	0	0	1	3	11	6	3	1	1	0	0	0	0	0	0	0	0	0	0	0	26	34.9	41.7	30 to 35	42.3	22	84.6
05/11/2023	17:00	0	1	2	6	7	7	7	2	0	0	0	0	0	0	0	0	0	0	0	0	32	34.4	42.9	30 to 35	21.9	23	71.9
05/11/2023	18:00	0	0	2	0	8	7	2	0	0	0	0	0	0	0	0	0	0	0	0	0	19	34	39.3	30 to 35	42.1	17	89.5
05/11/2023	19:00	1	1	2	3	3	0	0	0	0	0	0	0	0	0	0	0	0	0	0	0	10	25.1	31.7	25 to 30	30.0	3	30.0
05/11/2023	20:00	0	0	0	2	0	3	1	0	1	0	0	0	0	0	0	0	0	0	0	0	7	37	45	35 to 40	42.9	5	71.4
05/11/2023	21:00	0	0	1	0	1	1	1	0	0	0	0	0	0	0	0	0	0	0	0	0	4	33.3	40	20 to 25	25.0	3	75.0
05/11/2023	22:00	0	0	0	2	0	0	1	0	0	0	0	0	0	0	0	0	0	0	0	0	3	32.3	45	25 to 30	66.7	1	33.3
05/11/2023	23:00	0	0	0	1	0	0	1	0	0	0	0	0	0	0	0	0	0	0	0	0	2	34.5	45	25 to 30	50.0	1	50.0
24 Hr Summary		6	5	24	43	82	72	53	14	3	0	0	1	0	0	0	0	0	0	0	0	303	33.9	42.5	30 to 35	27.1	225	74.3

Incoming Histogram

Honeybourne road

from Fri-Oct-13-2023-12-00-AM to Mon-Nov-20-2023-11-59-AM

Date	Starting Hr:min	<15	15 to <20	20 to <25	25 to <30	30 to <35	35 to <40	40 to <45	45 to <50	50 to <55	55 to <60	60 to <65	65 to <70	70 to <75	75 to <80	80 to <85	85 to <90	90 to <95	95 to <100	100 to >105	Total Counts	Avg Speed (MPH)	85pct Speed	5MPH Pace	% in pace	# of Speeders	% Speeders	
06/11/2023	00:00	1	0	0	0	1	0	0	0	0	0	0	0	0	0	0	0	0	0	0	0	2	22	35	10 to 15	50.0	1	50.0
06/11/2023	01:00	0	0	0	0	0	0	0	0	0	0	0	0	0	0	0	0	0	0	0	0	0	0	0	*	*	*	*
06/11/2023	02:00	0	0	0	0	1	0	0	0	0	0	0	0	0	0	0	0	0	0	0	0	1	32	35	30 to 35	100.0	1	100.0
06/11/2023	03:00	0	0	0	0	0	0	0	0	0	0	0	0	0	0	0	0	0	0	0	0	0	0	0	*	*	*	*
06/11/2023	04:00	0	0	0	0	0	0	0	0	0	0	0	0	0	0	0	0	0	0	0	0	0	0	0	*	*	*	*
06/11/2023	05:00	0	0	0	0	0	0	0	0	0	0	0	0	0	0	0	0	0	0	0	0	0	0	0	*	*	*	*
06/11/2023	06:00	0	0	1	1	1	2	0	3	0	0	0	0	0	0	0	0	0	0	0	0	8	37.1	48.3	45 to 50	37.5	6	75.0
06/11/2023	07:00	0	0	0	0	2	3	1	1	0	0	0	0	0	0	0	0	0	0	0	0	7	37.7	45	35 to 40	42.9	7	100.0
06/11/2023	08:00	0	0	1	5	4	8	6	4	2	0	0	0	0	0	0	0	0	0	0	0	30	37.6	47.5	35 to 40	26.7	24	80.0
06/11/2023	09:00	1	0	2	8	9	12	3	6	1	0	0	0	0	0	0	0	0	0	0	0	42	35	45.8	35 to 40	28.6	31	73.8
06/11/2023	10:00	1	1	1	5	3	8	7	1	1	0	0	0	0	0	0	0	0	0	0	0	28	34.8	43.6	35 to 40	28.6	20	71.4
06/11/2023	11:00	0	0	0	1	1	4	4	1	1	0	0	0	0	0	0	0	0	0	0	0	12	39.5	45	35 to 40	33.3	11	91.7
06/11/2023	12:00	0	1	3	5	11	8	3	0	1	0	0	0	0	0	0	0	0	0	0	0	32	32.9	39.4	30 to 35	34.4	23	71.9
06/11/2023	13:00	0	0	1	2	11	4	5	2	1	0	0	0	0	0	0	0	0	0	0	0	26	36	44	30 to 35	42.3	23	88.5
06/11/2023	14:00	0	0	0	5	7	2	6	1	1	0	0	0	0	0	0	0	0	0	0	0	22	35.8	44.2	30 to 35	31.8	17	77.3
06/11/2023	15:00	1	2	0	8	6	7	3	1	0	0	0	0	0	0	0	0	0	0	0	0	28	31.8	40	25 to 30	28.6	17	60.7
06/11/2023	16:00	3	0	0	7	18	9	10	1	0	0	0	0	0	0	0	0	0	0	0	0	48	33.7	42	30 to 35	37.5	38	79.2
06/11/2023	17:00	0	1	3	3	10	10	6	5	2	0	0	0	0	0	0	0	0	0	0	0	40	36.3	46	30 to 35	25.0	33	82.5
06/11/2023	18:00	1	0	7	9	8	7	1	1	0	0	0	0	0	0	0	0	0	0	0	0	34	29.9	37.9	25 to 30	26.5	17	50.0
06/11/2023	19:00	0	0	0	7	7	10	5	2	0	0	0	0	0	0	0	0	0	0	0	0	31	35.3	42	35 to 40	32.3	24	77.4
06/11/2023	20:00	0	0	0	3	5	7	5	1	2	0	0	0	0	0	0	0	0	0	0	0	23	37.5	45	35 to 40	30.4	20	87.0
06/11/2023	21:00	0	0	0	7	1	8	2	0	0	0	0	0	0	0	0	0	0	0	0	0	18	33.7	39.4	35 to 40	44.4	11	61.1
06/11/2023	22:00	1	0	1	1	1	3	1	0	0	0	0	0	0	0	0	0	0	0	0	0	8	30.8	40	35 to 40	37.5	5	62.5
06/11/2023	23:00	0	0	1	1	1	1	0	0	0	0	0	0	0	0	0	0	0	0	0	0	4	29.5	35	20 to 25	25.0	2	50.0
24 Hr Summary		9	5	21	78	108	113	68	30	12	0	0	0	0	0	0	0	0	0	0	0	444	34.6	43.2	35 to 40	25.5	331	74.5

Incoming Histogram

Honeybourne road

from Fri-Oct-13-2023-12-00-AM to Mon-Nov-20-2023-11-59-AM

Date	Starting Hr:min	<15	15 to <20	20 to <25	25 to <30	30 to <35	35 to <40	40 to <45	45 to <50	50 to <55	55 to <60	60 to <65	65 to <70	70 to <75	75 to <80	80 to <85	85 to <90	90 to <95	95 to <100	100 to >105	Total Counts	Avg Speed (MPH)	85pct Speed	5MPH Pace	% in pace	# of Speeders	% Speeders	
07/11/2023	00:00	0	0	0	0	0	0	0	0	0	0	0	0	0	0	0	0	0	0	0	0	0	0	*	*	*	*	
07/11/2023	01:00	0	0	0	1	1	0	0	0	0	0	0	0	0	0	0	0	0	0	0	0	2	29.5	35	25 to 30	50.0	1	50.0
07/11/2023	02:00	0	0	0	0	0	0	0	0	0	0	0	0	0	0	0	0	0	0	0	0	0	0	0	*	*	*	*
07/11/2023	03:00	0	0	0	0	0	0	0	0	0	0	0	0	0	0	0	0	0	0	0	0	0	0	0	*	*	*	*
07/11/2023	04:00	0	0	0	0	0	0	0	0	0	0	0	0	0	0	0	0	0	0	0	0	0	0	0	*	*	*	*
07/11/2023	05:00	0	0	0	0	0	0	0	0	0	0	0	0	0	0	0	0	0	0	0	0	0	0	0	*	*	*	*
07/11/2023	06:00	0	0	0	0	3	2	1	0	0	0	0	0	0	0	0	0	0	0	0	0	6	35.5	40	30 to 35	50.0	6	100.0
07/11/2023	07:00	0	0	0	0	2	4	3	4	0	1	0	0	0	0	0	0	0	0	0	0	14	41.8	48.8	35 to 40	28.6	14	100.0
07/11/2023	08:00	0	0	0	5	5	5	9	3	2	1	0	0	0	0	0	0	0	0	0	0	30	38.8	48.3	40 to 45	30.0	25	83.3
07/11/2023	09:00	0	0	1	9	7	9	8	5	1	0	0	0	0	0	0	0	0	0	0	0	40	36.3	45	25 to 30	22.5	30	75.0
07/11/2023	10:00	0	0	1	2	13	12	0	1	0	0	0	0	0	0	0	0	0	0	0	0	29	34.1	38.8	30 to 35	44.8	26	89.7
07/11/2023	11:00	0	0	0	4	5	7	4	2	1	0	0	0	0	0	0	0	0	0	0	0	23	36.7	45	35 to 40	30.4	19	82.6
07/11/2023	12:00	0	0	0	4	4	9	4	1	0	0	0	0	0	0	0	0	0	0	0	0	22	35.7	42.5	35 to 40	40.9	18	81.8
07/11/2023	13:00	0	0	5	5	4	10	6	2	0	0	0	0	0	0	0	0	0	0	0	0	32	34.3	42.5	35 to 40	31.3	22	68.8
07/11/2023	14:00	0	1	2	4	3	11	2	3	1	0	0	0	0	0	0	0	0	0	0	0	27	35.3	45	35 to 40	40.7	20	74.1
07/11/2023	15:00	1	1	1	2	5	11	3	1	1	0	0	0	0	0	0	0	0	0	0	0	26	34.7	41.7	35 to 40	42.3	21	80.8
07/11/2023	16:00	1	1	1	7	4	8	5	2	0	0	0	0	0	0	0	0	0	0	0	0	29	33.6	43	35 to 40	27.6	19	65.5
07/11/2023	17:00	0	1	1	6	5	13	10	4	1	0	0	0	0	0	0	0	0	0	0	0	41	36.8	44.5	35 to 40	31.7	33	80.5
07/11/2023	18:00	0	0	2	8	22	12	5	1	1	0	0	0	0	0	0	0	0	0	0	0	51	33.9	39.6	30 to 35	43.1	41	80.4
07/11/2023	19:00	0	0	1	7	8	7	2	1	0	0	0	0	0	0	0	0	0	0	0	0	26	33.2	39.3	30 to 35	30.8	18	69.2
07/11/2023	20:00	0	0	3	1	2	1	5	2	0	0	0	0	0	0	0	0	0	0	0	0	14	35.8	45	40 to 45	35.7	10	71.4
07/11/2023	21:00	0	0	0	1	0	5	0	1	0	0	0	0	0	0	0	0	0	0	0	0	7	37.3	40	35 to 40	71.4	6	85.7
07/11/2023	22:00	0	0	0	2	2	3	1	0	0	0	0	0	0	0	0	0	0	0	0	0	8	34	40	35 to 40	37.5	6	75.0
07/11/2023	23:00	0	0	0	3	0	0	1	0	0	0	0	0	0	0	0	0	0	0	0	0	4	30.8	30	25 to 30	75.0	1	25.0
24 Hr Summary		2	4	18	71	95	129	69	33	8	2	0	0	0	0	0	0	0	0	0	0	431	35.5	43.4	35 to 40	29.9	336	78.0

Incoming Histogram

Honeybourne road

from Fri-Oct-13-2023-12-00-AM to Mon-Nov-20-2023-11-59-AM

Date	Starting Hr:min	<15	15 to <20	20 to <25	25 to <30	30 to <35	35 to <40	40 to <45	45 to <50	50 to <55	55 to <60	60 to <65	65 to <70	70 to <75	75 to <80	80 to <85	85 to <90	90 to <95	95 to <100	100 to >105	Total Counts	Avg Speed (MPH)	85pct Speed	5MPH Pace	% in pace	# of Speeders	% Speeders	
08/11/2023	00:00	0	0	0	0	1	0	1	0	0	0	0	0	0	0	0	0	0	0	0	0	2	37	45	30 to 35	50.0	2	100.0
08/11/2023	01:00	0	0	0	0	0	0	0	0	0	0	0	0	0	0	0	0	0	0	0	0	0	0	0	*	*	*	*
08/11/2023	02:00	0	0	0	0	0	0	0	0	0	0	0	0	0	0	0	0	0	0	0	0	0	0	0	*	*	*	*
08/11/2023	03:00	0	0	0	0	0	0	0	0	0	0	0	0	0	0	0	0	0	0	0	0	0	0	0	*	*	*	*
08/11/2023	04:00	0	0	0	0	0	0	0	0	0	0	0	0	0	0	0	0	0	0	0	0	0	0	0	*	*	*	*
08/11/2023	05:00	0	0	0	0	0	0	0	0	0	0	0	0	0	0	0	0	0	0	0	0	0	0	0	*	*	*	*
08/11/2023	06:00	0	0	0	0	1	4	5	1	0	0	0	0	0	0	0	0	0	0	0	0	11	39.9	44	40 to 45	45.5	11	100.0
08/11/2023	07:00	0	0	1	1	3	2	2	0	0	0	0	0	0	0	0	0	0	0	0	0	9	33.8	42.5	30 to 35	33.3	7	77.8
08/11/2023	08:00	0	0	1	4	9	7	1	4	0	0	0	0	0	0	0	0	0	0	0	0	26	35	45	30 to 35	34.6	21	80.8
08/11/2023	09:00	0	0	0	7	4	9	7	6	1	0	0	0	0	0	0	0	0	0	0	0	34	37.7	46.7	35 to 40	26.5	27	79.4
08/11/2023	10:00	0	0	4	13	13	9	2	1	0	0	0	0	0	0	0	0	0	0	0	0	42	31.6	38.3	25 to 30	31.0	25	59.5
08/11/2023	11:00	0	0	1	6	5	7	2	0	1	0	0	0	0	0	0	0	0	0	0	0	22	33.8	40	35 to 40	31.8	15	68.2
08/11/2023	12:00	0	1	0	5	9	6	2	4	0	0	0	0	0	0	0	0	0	0	0	0	27	34.9	45	30 to 35	33.3	21	77.8
08/11/2023	13:00	0	1	3	3	9	8	3	2	0	0	0	0	0	0	0	0	0	0	0	0	29	33.6	41.7	30 to 35	31.0	22	75.9
08/11/2023	14:00	0	0	1	7	8	6	3	1	1	1	0	0	0	0	0	0	0	0	0	0	28	34.9	43.3	30 to 35	28.6	20	71.4
08/11/2023	15:00	2	0	0	5	7	11	5	3	1	0	0	0	0	0	0	0	0	0	0	0	34	35.3	44	35 to 40	32.4	27	79.4
08/11/2023	16:00	1	0	1	7	6	13	5	0	0	0	0	0	0	0	0	0	0	0	0	0	33	33.7	40	35 to 40	39.4	24	72.7
08/11/2023	17:00	0	1	5	12	13	12	8	1	0	0	0	0	0	0	0	0	0	0	0	0	52	32.9	40.6	30 to 35	25.0	34	65.4
08/11/2023	18:00	0	0	3	14	10	13	3	0	0	0	0	0	0	0	0	0	0	0	0	0	43	32.2	38.8	25 to 30	32.6	26	60.5
08/11/2023	19:00	0	0	3	4	6	5	5	1	0	0	0	0	0	0	0	0	0	0	0	0	24	34	42	30 to 35	25.0	17	70.8
08/11/2023	20:00	0	0	1	9	4	5	3	1	0	0	0	0	0	0	0	0	0	0	0	0	23	32.9	41.7	25 to 30	39.1	13	56.5
08/11/2023	21:00	0	1	1	7	12	2	1	0	0	0	0	0	0	0	0	0	0	0	0	0	24	30.6	34.6	30 to 35	50.0	15	62.5
08/11/2023	22:00	0	0	0	2	3	2	0	1	0	0	0	0	0	0	0	0	0	0	0	0	8	34	40	30 to 35	37.5	6	75.0
08/11/2023	23:00	0	0	1	1	0	0	0	1	0	0	0	0	0	0	0	0	0	0	0	0	3	32	50	20 to 25	33.3	1	33.3
24 Hr Summary		3	4	26	107	123	121	58	27	4	1	0	0	0	0	0	0	0	0	0	0	474	33.9	41.6	30 to 35	25.9	334	70.5

Incoming Histogram

Honeybourne road

from Fri-Oct-13-2023-12-00-AM to Mon-Nov-20-2023-11-59-AM

Date	Starting Hr:min	<15	15 to <20	20 to <25	25 to <30	30 to <35	35 to <40	40 to <45	45 to <50	50 to <55	55 to <60	60 to <65	65 to <70	70 to <75	75 to <80	80 to <85	85 to <90	90 to <95	95 to <100	100 to >105	Total Counts	Avg Speed (MPH)	85pct Speed	5MPH Pace	% in pace	# of Speeders	% Speeders	
09/11/2023	00:00	0	0	0	0	0	2	0	1	0	0	0	0	0	0	0	0	0	0	0	0	3	40.3	50	35 to 40	66.7	3	100.0
09/11/2023	01:00	0	0	0	0	0	0	0	0	0	0	0	0	0	0	0	0	0	0	0	0	0	0	0	*	*	*	*
09/11/2023	02:00	0	0	0	0	0	0	0	0	0	0	0	0	0	0	0	0	0	0	0	0	0	0	0	*	*	*	*
09/11/2023	03:00	0	0	0	0	0	0	0	0	0	0	0	0	0	0	0	0	0	0	0	0	0	0	0	*	*	*	*
09/11/2023	04:00	0	0	0	0	0	0	0	0	0	0	0	0	0	0	0	0	0	0	0	0	0	0	0	*	*	*	*
09/11/2023	05:00	0	0	0	0	0	0	0	0	0	0	0	0	0	0	0	0	0	0	0	0	0	0	0	*	*	*	*
09/11/2023	06:00	0	0	0	0	0	3	3	1	0	0	0	0	0	0	0	0	0	0	0	0	7	40.6	45	35 to 40	42.9	7	100.0
09/11/2023	07:00	0	0	0	2	3	2	3	1	0	0	0	0	0	0	0	0	0	0	0	0	11	36.1	43.3	30 to 35	27.3	9	81.8
09/11/2023	08:00	0	0	0	4	4	11	7	1	1	1	0	0	0	0	0	0	0	0	0	0	29	37.9	44.3	35 to 40	37.9	25	86.2
09/11/2023	09:00	0	0	1	4	6	10	6	1	1	0	0	0	0	0	0	0	0	0	0	0	29	36.1	43.3	35 to 40	34.5	24	82.8
09/11/2023	10:00	4	1	4	5	6	5	2	1	0	0	0	0	0	0	0	0	0	0	0	0	28	28.8	39	30 to 35	21.4	14	50.0
09/11/2023	11:00	1	0	0	4	10	6	4	3	1	0	0	0	0	0	0	0	0	0	0	0	29	35.5	45	30 to 35	34.5	24	82.8
09/11/2023	12:00	0	0	0	5	7	9	3	3	1	0	0	0	0	0	0	0	0	0	0	0	28	36.3	45	35 to 40	32.1	23	82.1
09/11/2023	13:00	0	1	2	3	7	8	5	3	1	0	0	0	0	0	0	0	0	0	0	0	30	35.7	45	35 to 40	26.7	24	80.0
09/11/2023	14:00	1	0	1	5	8	4	6	1	0	0	0	0	0	0	0	0	0	0	0	0	26	33.7	42.5	30 to 35	30.8	19	73.1
09/11/2023	15:00	0	3	4	3	9	7	3	1	0	0	0	0	0	0	0	0	0	0	0	0	30	31.6	40	30 to 35	30.0	20	66.7
09/11/2023	16:00	0	0	1	4	7	15	7	1	1	0	0	0	0	0	0	0	0	0	0	0	36	36.4	42.9	35 to 40	41.7	31	86.1
09/11/2023	17:00	0	0	2	9	9	6	6	0	0	0	0	0	0	0	0	0	0	0	0	0	32	33	40.8	25 to 30	28.1	21	65.6
09/11/2023	18:00	1	1	0	7	12	12	4	3	0	0	0	0	0	0	0	0	0	0	0	0	40	34.1	41.2	30 to 35	30.0	31	77.5
09/11/2023	19:00	0	0	1	4	5	5	3	2	0	0	0	0	0	0	0	0	0	0	0	0	20	34.8	43.3	30 to 35	25.0	15	75.0
09/11/2023	20:00	0	0	3	0	10	4	1	0	0	0	0	0	0	0	0	0	0	0	0	0	18	32.2	37.5	30 to 35	55.6	15	83.3
09/11/2023	21:00	0	0	0	4	3	3	2	1	0	0	0	0	0	0	0	0	0	0	0	0	13	34.5	42.5	25 to 30	30.8	9	69.2
09/11/2023	22:00	0	0	0	2	5	1	1	0	0	0	0	0	0	0	0	0	0	0	0	0	9	32.7	40	30 to 35	55.6	7	77.8
09/11/2023	23:00	0	0	1	3	1	1	1	0	0	0	0	0	0	0	0	0	0	0	0	0	7	30.7	40	25 to 30	42.9	3	42.9
24 Hr Summary		7	6	20	68	112	114	67	24	6	1	0	0	0	0	0	0	0	0	0	0	425	34.5	42.5	35 to 40	26.8	324	76.2

Incoming Histogram

Honeybourne road

from Fri-Oct-13-2023-12-00-AM to Mon-Nov-20-2023-11-59-AM

Date	Starting Hr:min	<15	15 to <20	20 to <25	25 to <30	30 to <35	35 to <40	40 to <45	45 to <50	50 to <55	55 to <60	60 to <65	65 to <70	70 to <75	75 to <80	80 to <85	85 to <90	90 to <95	95 to <100	100 to >105	Total Counts	Avg Speed (MPH)	85pct Speed	5MPH Pace	% in pace	# of Speeders	% Speeders	
10/11/2023	00:00	0	0	0	0	1	1	1	0	0	0	0	0	0	0	0	0	0	0	0	0	3	37	45	30 to 35	33.3	3	100.0
10/11/2023	01:00	0	0	0	0	0	0	0	0	0	0	0	0	0	0	0	0	0	0	0	0	0	0	0	*	*	*	*
10/11/2023	02:00	0	0	0	0	0	0	0	0	0	0	0	0	0	0	0	0	0	0	0	0	0	0	0	*	*	*	*
10/11/2023	03:00	0	0	0	0	0	0	0	0	0	0	0	0	0	0	0	0	0	0	0	0	0	0	0	*	*	*	*
10/11/2023	04:00	0	0	0	0	0	0	0	0	0	0	0	0	0	0	0	0	0	0	0	0	0	0	0	*	*	*	*
10/11/2023	05:00	0	0	0	0	0	0	0	0	0	0	0	0	0	0	0	0	0	0	0	0	0	0	0	*	*	*	*
10/11/2023	06:00	0	0	0	0	0	2	5	0	0	0	0	0	0	0	0	0	0	0	0	0	7	40.9	44	40 to 45	71.4	7	100.0
10/11/2023	07:00	0	0	0	0	1	2	2	1	1	0	0	0	0	0	0	0	0	0	0	0	7	41.3	50	35 to 40	28.6	7	100.0
10/11/2023	08:00	0	0	3	2	8	6	1	3	1	0	0	0	0	0	0	0	0	0	0	0	24	34.9	45	30 to 35	33.3	19	79.2
10/11/2023	09:00	0	0	1	6	10	15	6	3	0	0	0	0	0	0	0	0	0	0	0	0	41	35.6	42.5	35 to 40	36.6	34	82.9
10/11/2023	10:00	0	0	0	7	6	6	10	2	0	0	0	0	0	0	0	0	0	0	0	0	31	36.2	43.5	40 to 45	32.3	24	77.4
10/11/2023	11:00	3	0	1	1	4	3	3	0	1	0	0	0	0	0	0	0	0	0	0	0	16	31.4	43.3	30 to 35	25.0	11	68.8
10/11/2023	12:00	2	2	1	6	5	4	7	3	1	0	0	0	0	0	0	0	0	0	0	0	31	33.5	44.3	40 to 45	22.6	20	64.5
10/11/2023	13:00	1	0	1	5	8	1	6	4	1	0	0	0	0	0	0	0	0	0	0	0	27	35.5	46.2	30 to 35	29.6	20	74.1
10/11/2023	14:00	0	0	1	2	2	10	6	2	0	0	0	0	0	0	0	0	0	0	0	0	23	37.4	44.2	35 to 40	43.5	20	87.0
10/11/2023	15:00	0	0	0	6	4	9	9	3	0	0	0	0	0	0	0	0	0	0	0	0	31	37.1	43.9	35 to 40	29.0	25	80.6
10/11/2023	16:00	0	0	3	6	6	12	6	2	0	0	0	0	0	0	0	0	0	0	0	0	35	34.8	42.5	35 to 40	34.3	26	74.3
10/11/2023	17:00	1	2	8	8	8	13	2	3	0	0	1	0	0	0	0	0	0	0	0	0	46	32	39.6	35 to 40	28.3	27	58.7
10/11/2023	18:00	0	0	4	10	7	7	4	3	1	0	0	0	0	0	0	0	0	0	0	0	36	33.6	43.8	25 to 30	27.8	22	61.1
10/11/2023	19:00	0	0	2	3	6	8	4	0	1	0	0	0	0	0	0	0	0	0	0	0	24	34.9	41.2	35 to 40	33.3	19	79.2
10/11/2023	20:00	0	1	2	7	4	5	1	0	0	0	0	0	0	0	0	0	0	0	0	0	20	30.4	38	25 to 30	35.0	10	50.0
10/11/2023	21:00	0	0	0	5	4	0	1	0	0	0	0	0	0	0	0	0	0	0	0	0	10	30.7	33.8	25 to 30	50.0	5	50.0
10/11/2023	22:00	0	0	1	1	1	2	4	0	0	0	0	0	0	0	0	0	0	0	0	0	9	35.9	43.8	40 to 45	44.4	7	77.8
10/11/2023	23:00	0	1	1	3	3	1	1	0	0	0	0	0	0	0	0	0	0	0	0	0	10	29.7	35	25 to 30	30.0	5	50.0
24 Hr Summary		7	6	29	78	88	107	79	29	7	0	1	0	0	0	0	0	0	0	0	0	431	34.5	43.2	35 to 40	24.8	311	72.2

Incoming Histogram

Honeybourne road

from Fri-Oct-13-2023-12-00-AM to Mon-Nov-20-2023-11-59-AM

Date	Starting Hr:min	<15	15 to <20	20 to <25	25 to <30	30 to <35	35 to <40	40 to <45	45 to <50	50 to <55	55 to <60	60 to <65	65 to <70	70 to <75	75 to <80	80 to <85	85 to <90	90 to <95	95 to <100	100 to >105	Total Counts	Avg Speed (MPH)	85pct Speed	5MPH Pace	% in pace	# of Speeders	% Speeders
11/11/2023	00:00	0	0	0	2	1	4	0	0	0	0	0	0	0	0	0	0	0	0	0	7	33.6	38.8	35 to 40	57.1	5	71.4
11/11/2023	01:00	0	0	0	0	0	1	0	0	0	0	0	0	0	0	0	0	0	0	0	1	37	40	35 to 40	100.0	1	100.0
11/11/2023	02:00	0	0	0	0	0	0	0	0	0	0	0	0	0	0	0	0	0	0	0	0	0	0	*	*	*	*
11/11/2023	03:00	0	0	0	0	0	0	0	0	0	0	0	0	0	0	0	0	0	0	0	0	0	0	*	*	*	*
11/11/2023	04:00	0	0	0	0	0	0	1	0	0	0	0	0	0	0	0	0	0	0	0	1	42	45	40 to 45	100.0	1	100.0
11/11/2023	05:00	0	0	0	0	0	0	0	0	0	0	0	0	0	0	0	0	0	0	0	0	0	0	*	*	*	*
11/11/2023	06:00	0	0	0	0	3	0	1	1	0	0	0	0	0	0	0	0	0	0	0	5	37.2	45	30 to 35	60.0	5	100.0
11/11/2023	07:00	0	0	0	0	0	2	0	1	0	0	0	0	0	0	0	0	0	0	0	3	40.3	50	35 to 40	66.7	3	100.0
11/11/2023	08:00	0	0	0	2	1	1	0	1	0	0	0	0	0	0	0	0	0	0	0	5	34	40	25 to 30	40.0	3	60.0
11/11/2023	09:00	0	0	0	1	7	4	1	2	0	0	0	0	0	0	0	0	0	0	0	15	35.8	45	30 to 35	46.7	14	93.3
11/11/2023	10:00	0	1	0	4	7	8	4	1	1	0	0	0	0	0	0	0	0	0	0	26	35.1	42.5	35 to 40	30.8	21	80.8
11/11/2023	11:00	0	1	3	2	8	8	0	1	0	0	0	0	0	0	0	0	0	0	0	23	32.1	38.8	30 to 35	34.8	17	73.9
11/11/2023	12:00	2	0	2	2	8	8	4	1	0	0	0	0	0	0	0	0	0	0	0	27	33.1	41.2	30 to 35	29.6	21	77.8
11/11/2023	13:00	1	1	6	6	7	10	8	2	2	0	0	0	0	0	0	0	0	0	0	43	33.9	43.8	35 to 40	23.3	29	67.4
11/11/2023	14:00	0	0	0	6	7	5	6	6	1	0	0	0	0	0	0	0	0	0	0	31	37.5	46.7	30 to 35	22.6	25	80.6
11/11/2023	15:00	0	0	3	4	6	10	8	2	1	0	0	0	0	0	0	0	0	0	0	34	36	43.8	35 to 40	29.4	27	79.4
11/11/2023	16:00	2	0	1	9	8	5	4	5	1	0	0	0	0	0	0	0	0	0	0	35	34	46	25 to 30	25.7	23	65.7
11/11/2023	17:00	1	0	4	12	14	8	2	1	0	0	0	0	0	0	0	0	0	0	0	42	31.1	38.1	30 to 35	33.3	25	59.5
11/11/2023	18:00	0	0	1	9	16	4	1	3	0	0	0	0	0	0	0	0	0	0	0	34	32.8	38.8	30 to 35	47.1	24	70.6
11/11/2023	19:00	0	0	0	3	0	5	0	0	0	0	0	0	0	0	0	0	0	0	0	8	33.6	39	35 to 40	62.5	5	62.5
11/11/2023	20:00	0	0	0	5	7	2	4	0	0	0	0	0	0	0	0	0	0	0	0	18	33.6	41.2	30 to 35	38.9	13	72.2
11/11/2023	21:00	0	0	1	2	3	2	3	0	1	0	0	0	0	0	0	0	0	0	0	12	35.5	43.3	30 to 35	25.0	9	75.0
11/11/2023	22:00	0	0	0	3	3	3	0	0	0	0	0	0	0	0	0	0	0	0	0	9	32.2	38.3	25 to 30	33.3	6	66.7
11/11/2023	23:00	0	0	1	2	2	0	1	0	0	0	0	0	0	0	0	0	0	0	0	6	30.5	35	25 to 30	33.3	3	50.0
24 Hr Summary		6	3	22	74	108	90	48	27	7	0	0	0	0	0	0	0	0	0	0	385	34	42.5	30 to 35	28.1	280	72.7

Incoming Histogram

Honeybourne road

from Fri-Oct-13-2023-12-00-AM to Mon-Nov-20-2023-11-59-AM

Date	Starting Hr:min	<15	15 to <20	20 to <25	25 to <30	30 to <35	35 to <40	40 to <45	45 to <50	50 to <55	55 to <60	60 to <65	65 to <70	70 to <75	75 to <80	80 to <85	85 to <90	90 to <95	95 to <100	100 to >105	Total Counts	Avg Speed (MPH)	85pct Speed	5MPH Pace	% in pace	# of Speeders	% Speeders
12/11/2023	00:00	0	0	0	0	3	2	0	0	0	0	0	0	0	0	0	0	0	0	0	5	34	37.5	30 to 35	60.0	5	100.0
12/11/2023	01:00	0	0	0	0	0	0	0	0	0	0	0	0	0	0	0	0	0	0	0	0	0	0	*	*	*	*
12/11/2023	02:00	0	0	0	0	0	0	0	0	0	0	0	0	0	0	0	0	0	0	0	0	0	0	*	*	*	*
12/11/2023	03:00	0	0	0	0	0	0	0	0	0	0	0	0	0	0	0	0	0	0	0	0	0	0	*	*	*	*
12/11/2023	04:00	0	0	0	0	0	0	0	0	0	0	0	0	0	0	0	0	0	0	0	0	0	0	*	*	*	*
12/11/2023	05:00	0	0	0	0	0	0	0	0	0	0	0	0	0	0	0	0	0	0	0	0	0	0	*	*	*	*
12/11/2023	06:00	0	0	0	0	1	5	0	0	0	0	0	0	0	0	0	0	0	0	0	6	36.2	39	35 to 40	83.3	6	100.0
12/11/2023	07:00	0	0	0	0	0	0	0	1	0	0	0	0	0	0	0	0	0	0	0	1	47	50	45 to 50	100.0	1	100.0
12/11/2023	08:00	0	0	0	0	0	0	1	0	0	0	0	0	0	0	0	0	0	0	0	1	42	45	40 to 45	100.0	1	100.0
12/11/2023	09:00	1	0	2	1	1	3	6	0	2	0	0	0	0	0	0	0	0	0	0	16	36.6	45	40 to 45	37.5	12	75.0
12/11/2023	10:00	0	1	0	1	12	4	6	2	0	1	0	0	0	0	0	0	0	0	0	27	36.4	44.2	30 to 35	44.4	25	92.6
12/11/2023	11:00	1	1	1	5	3	7	10	2	0	0	0	0	0	0	0	0	0	0	0	30	35.3	44	40 to 45	33.3	22	73.3
12/11/2023	12:00	1	0	0	6	4	11	5	3	0	0	0	0	0	0	0	0	0	0	0	30	35.5	44	35 to 40	36.7	23	76.7
12/11/2023	13:00	0	0	1	5	10	8	7	1	0	0	0	0	0	0	0	0	0	0	0	32	35.1	42.1	30 to 35	31.3	26	81.3
12/11/2023	14:00	0	0	2	1	6	7	4	1	0	0	0	0	0	0	0	0	0	0	0	21	35.3	42.5	35 to 40	33.3	18	85.7
12/11/2023	15:00	0	0	2	2	5	6	7	1	2	0	0	0	0	0	0	0	0	0	0	25	37.1	44.3	40 to 45	28.0	21	84.0
12/11/2023	16:00	0	0	0	5	4	6	4	0	0	1	0	0	0	0	0	0	0	0	0	20	35.7	42.5	35 to 40	30.0	15	75.0
12/11/2023	17:00	0	1	4	1	6	8	0	1	0	0	0	0	0	0	0	0	0	0	0	21	32	38.8	35 to 40	38.1	15	71.4
12/11/2023	18:00	0	0	1	4	4	7	2	0	0	0	0	0	0	0	0	0	0	0	0	18	33.6	39.3	35 to 40	38.9	13	72.2
12/11/2023	19:00	0	0	0	2	6	3	2	0	0	0	0	0	0	0	0	0	0	0	0	13	34.1	40	30 to 35	46.2	11	84.6
12/11/2023	20:00	0	0	0	1	5	3	0	1	0	0	0	0	0	0	0	0	0	0	0	10	34.5	38.3	30 to 35	50.0	9	90.0
12/11/2023	21:00	0	0	0	0	2	2	2	0	0	0	0	0	0	0	0	0	0	0	0	6	37	42.5	30 to 35	33.3	6	100.0
12/11/2023	22:00	0	0	0	1	3	4	1	0	0	0	0	0	0	0	0	0	0	0	0	9	34.8	40	35 to 40	44.4	8	88.9
12/11/2023	23:00	0	0	0	1	0	3	1	1	0	0	0	0	0	0	0	0	0	0	0	6	37.8	45	35 to 40	50.0	5	83.3
24 Hr Summary		3	3	13	36	75	89	58	14	4	2	0	0	0	0	0	0	0	0	0	297	35.4	42.8	35 to 40	30.0	242	81.5

Incoming Histogram

Honeybourne road

from Fri-Oct-13-2023-12-00-AM to Mon-Nov-20-2023-11-59-AM

Date	Starting Hr:min	<15	15 to <20	20 to <25	25 to <30	30 to <35	35 to <40	40 to <45	45 to <50	50 to <55	55 to <60	60 to <65	65 to <70	70 to <75	75 to <80	80 to <85	85 to <90	90 to <95	95 to <100	100 to >105	Total Counts	Avg Speed (MPH)	85pct Speed	5MPH Pace	% in pace	# of Speeders	% Speeders	
13/11/2023	00:00	0	0	0	0	1	2	0	0	0	0	0	0	0	0	0	0	0	0	0	0	3	35.7	40	35 to 40	66.7	3	100.0
13/11/2023	01:00	0	0	0	0	0	0	0	0	0	0	0	0	0	0	0	0	0	0	0	0	0	0	0	*	*	*	*
13/11/2023	02:00	0	0	0	0	0	0	0	0	0	0	0	0	0	0	0	0	0	0	0	0	0	0	0	*	*	*	*
13/11/2023	03:00	0	0	0	0	0	0	0	0	0	0	0	0	0	0	0	0	0	0	0	0	0	0	0	*	*	*	*
13/11/2023	04:00	0	0	0	0	0	0	0	0	0	0	0	0	0	0	0	0	0	0	0	0	0	0	0	*	*	*	*
13/11/2023	05:00	0	1	0	0	0	0	0	0	0	0	0	0	0	0	0	0	0	0	0	0	1	17	20	15 to 20	100.0	*	*
13/11/2023	06:00	0	0	1	1	0	3	2	1	0	0	0	0	0	0	0	0	0	0	0	0	8	36.5	45	35 to 40	37.5	6	75.0
13/11/2023	07:00	0	0	0	1	1	8	1	0	0	0	0	0	0	0	0	0	0	0	0	0	11	36.4	39.4	35 to 40	72.7	10	90.9
13/11/2023	08:00	0	0	2	6	3	6	4	3	1	0	0	0	0	0	0	0	0	0	0	0	25	35.5	45	25 to 30	24.0	17	68.0
13/11/2023	09:00	0	0	0	4	6	12	11	1	1	0	0	0	0	0	0	0	0	0	0	0	35	37.5	43.6	35 to 40	34.3	31	88.6
13/11/2023	10:00	0	0	0	3	7	9	4	3	1	0	0	0	0	0	0	0	0	0	0	0	27	37.2	45	35 to 40	33.3	24	88.9
13/11/2023	11:00	0	0	1	3	3	9	3	3	0	0	0	0	0	0	0	0	0	0	0	0	22	36.5	45	35 to 40	40.9	18	81.8
13/11/2023	12:00	0	0	0	7	3	7	4	1	0	0	0	0	0	0	0	0	0	0	0	0	22	34.8	42.5	25 to 30	31.8	15	68.2
13/11/2023	13:00	0	0	0	5	7	8	4	1	0	0	0	0	0	0	0	0	0	0	0	0	25	35.1	41.2	35 to 40	32.0	20	80.0
13/11/2023	14:00	0	0	2	3	5	10	6	3	0	0	0	0	0	0	0	0	0	0	0	0	29	36.3	44.2	35 to 40	34.5	24	82.8
13/11/2023	15:00	1	0	4	4	7	5	1	1	0	0	1	0	0	0	0	0	0	0	0	0	24	32	39	30 to 35	29.2	15	62.5
13/11/2023	16:00	1	0	3	5	9	13	6	1	1	0	0	0	0	0	0	0	0	0	0	0	39	34.4	41.7	35 to 40	33.3	30	76.9
13/11/2023	17:00	0	0	1	6	8	12	5	1	0	0	0	0	0	0	0	0	0	0	0	0	33	34.8	41	35 to 40	36.4	26	78.8
13/11/2023	18:00	0	1	3	11	6	8	5	2	0	0	0	0	0	0	0	0	0	0	0	0	36	32.7	42	25 to 30	30.6	21	58.3
13/11/2023	19:00	0	0	0	4	4	4	2	1	0	0	0	0	0	0	0	0	0	0	0	0	15	34.5	42.5	25 to 30	26.7	11	73.3
13/11/2023	20:00	0	0	0	7	2	1	3	1	1	0	0	0	0	0	0	0	0	0	0	0	15	34.5	45	25 to 30	46.7	8	53.3
13/11/2023	21:00	0	0	0	3	2	4	2	1	0	0	0	0	0	0	0	0	0	0	0	0	12	35.4	42.5	35 to 40	33.3	9	75.0
13/11/2023	22:00	0	0	0	1	0	2	0	0	0	0	1	0	0	0	0	0	0	0	0	0	4	40.8	40	35 to 40	50.0	3	75.0
13/11/2023	23:00	0	0	0	1	0	0	0	2	0	0	0	0	0	0	0	0	0	0	0	0	3	40.3	50	45 to 50	66.7	2	66.7
24 Hr Summary		2	2	17	75	74	123	63	26	5	0	2	0	0	0	0	0	0	0	0	0	389	35.2	43	35 to 40	31.6	293	75.3

Incoming Histogram

Honeybourne road

from Fri-Oct-13-2023-12-00-AM to Mon-Nov-20-2023-11-59-AM

Date	Starting Hr:min	<15	15 to <20	20 to <25	25 to <30	30 to <35	35 to <40	40 to <45	45 to <50	50 to <55	55 to <60	60 to <65	65 to <70	70 to <75	75 to <80	80 to <85	85 to <90	90 to <95	95 to <100	100 to >105	Total Counts	Avg Speed (MPH)	85pct Speed	5MPH Pace	% in pace	# of Speeders	% Speeders
14/11/2023	00:00	0	0	0	0	1	1	0	0	0	0	0	0	0	0	0	0	0	0	0	2	34.5	40	30 to 35	50.0	2	100.0
14/11/2023	01:00	0	0	0	0	0	0	0	0	0	0	0	0	0	0	0	0	0	0	0	0	0	0	*	*	*	*
14/11/2023	02:00	0	0	0	0	0	0	0	0	0	0	0	0	0	0	0	0	0	0	0	0	0	0	*	*	*	*
14/11/2023	03:00	0	0	0	0	0	0	0	0	0	0	0	0	0	0	0	0	0	0	0	0	0	0	*	*	*	*
14/11/2023	04:00	0	0	0	0	0	0	0	0	0	0	0	0	0	0	0	0	0	0	0	0	0	0	*	*	*	*
14/11/2023	05:00	0	0	0	0	0	0	0	0	0	0	0	0	0	0	0	0	0	0	0	0	0	0	*	*	*	*
14/11/2023	06:00	0	0	0	0	0	5	0	0	0	0	0	0	0	0	0	0	0	0	0	5	37.4	39	35 to 40	100.0	5	100.0
14/11/2023	07:00	0	0	0	0	1	5	4	2	0	0	0	0	0	0	0	0	0	0	0	12	40.2	45	35 to 40	41.7	12	100.0
14/11/2023	08:00	0	1	3	5	3	4	3	4	4	0	0	0	0	0	0	0	0	0	0	27	36.6	50	25 to 30	18.5	18	66.7
14/11/2023	09:00	0	0	1	6	10	8	11	3	0	0	0	0	0	0	0	0	0	0	0	39	36.2	43.6	40 to 45	28.2	32	82.1
14/11/2023	10:00	0	0	2	5	9	7	5	2	1	0	0	0	0	0	0	0	0	0	0	31	35.2	43	30 to 35	29.0	24	77.4
14/11/2023	11:00	0	0	2	3	4	6	4	0	0	0	0	0	0	0	0	0	0	0	0	19	34	41.2	35 to 40	31.6	14	73.7
14/11/2023	12:00	0	0	2	7	5	4	4	3	0	0	0	0	0	0	0	0	0	0	0	25	34.1	43.8	25 to 30	28.0	16	64.0
14/11/2023	13:00	0	1	1	0	4	3	4	0	0	0	0	0	0	0	0	0	0	0	0	13	34.4	42.5	30 to 35	30.8	11	84.6
14/11/2023	14:00	0	1	2	8	11	10	3	0	0	0	0	0	0	0	0	0	0	0	0	35	32.3	39	30 to 35	31.4	24	68.6
14/11/2023	15:00	0	0	1	4	7	10	2	2	0	0	0	0	0	0	0	0	0	0	0	26	34.9	40	35 to 40	38.5	21	80.8
14/11/2023	16:00	0	1	1	7	8	9	6	2	0	0	0	0	0	0	0	0	0	0	0	34	34.4	42.5	35 to 40	26.5	25	73.5
14/11/2023	17:00	1	0	3	8	5	14	12	5	0	0	0	0	0	0	0	0	0	0	0	48	35.9	44.2	35 to 40	29.2	36	75.0
14/11/2023	18:00	1	1	7	8	14	5	4	1	0	0	0	0	0	0	0	0	0	0	0	41	30.7	39	30 to 35	34.1	24	58.5
14/11/2023	19:00	0	1	2	9	5	6	2	0	0	0	0	0	0	0	0	0	0	0	0	25	31	38.3	25 to 30	36.0	13	52.0
14/11/2023	20:00	0	0	3	6	3	5	2	1	0	0	0	0	0	0	0	0	0	0	0	20	32.1	40	25 to 30	30.0	11	55.0
14/11/2023	21:00	1	1	2	3	2	3	1	0	0	0	0	0	0	0	0	0	0	0	0	13	28.6	38.3	25 to 30	23.1	6	46.2
14/11/2023	22:00	0	0	1	3	0	2	0	0	1	0	0	0	0	0	0	0	0	0	0	7	32.9	40	25 to 30	42.9	3	42.9
14/11/2023	23:00	0	0	0	1	1	2	1	0	0	0	0	0	0	0	0	0	0	0	0	5	35	40	35 to 40	40.0	4	80.0
24 Hr Summary		3	7	33	83	93	109	68	25	6	0	0	0	0	0	0	0	0	0	0	427	34.1	42.6	35 to 40	25.5	301	70.5

Incoming Histogram

Honeybourne road

from Fri-Oct-13-2023-12-00-AM to Mon-Nov-20-2023-11-59-AM

Date	Starting Hr:min	<15	15 to <20	20 to <25	25 to <30	30 to <35	35 to <40	40 to <45	45 to <50	50 to <55	55 to <60	60 to <65	65 to <70	70 to <75	75 to <80	80 to <85	85 to <90	90 to <95	95 to <100	100 to >105	Total Counts	Avg Speed (MPH)	85pct Speed	5MPH Pace	% in pace	# of Speeders	% Speeders	
15/11/2023	00:00	0	1	0	0	0	1	0	1	0	0	0	0	0	0	0	0	0	0	0	0	3	33.7	50	15 to 20	33.3	2	66.7
15/11/2023	01:00	0	0	1	0	0	0	0	0	0	0	0	0	0	0	0	0	0	0	0	0	1	22	25	20 to 25	100.0	*	*
15/11/2023	02:00	0	0	0	0	0	0	0	0	0	0	0	0	0	0	0	0	0	0	0	0	0	0	0	*	*	*	*
15/11/2023	03:00	0	0	0	0	1	0	0	0	0	0	0	0	0	0	0	0	0	0	0	0	1	32	35	30 to 35	100.0	1	100.0
15/11/2023	04:00	0	0	0	0	0	0	0	0	0	0	0	0	0	0	0	0	0	0	0	0	0	0	0	*	*	*	*
15/11/2023	05:00	0	0	0	0	0	0	0	0	0	0	0	0	0	0	0	0	0	0	0	0	0	0	0	*	*	*	*
15/11/2023	06:00	0	0	0	0	2	2	1	0	0	0	0	0	0	0	0	0	0	0	0	0	5	36.2	40	30 to 35	40.0	5	100.0
15/11/2023	07:00	0	0	1	2	4	3	1	1	1	0	0	0	0	0	0	0	0	0	0	0	13	35.1	45	30 to 35	30.8	10	76.9
15/11/2023	08:00	0	0	1	6	3	6	8	2	3	0	0	0	0	0	0	0	0	0	0	0	29	37.7	47.5	40 to 45	27.6	22	75.9
15/11/2023	09:00	1	1	5	12	10	14	8	2	1	0	0	0	0	0	0	0	0	0	0	0	54	33.2	41.9	35 to 40	25.9	35	64.8
15/11/2023	10:00	1	1	4	11	6	8	8	0	1	0	0	0	0	0	0	0	0	0	0	0	40	32.5	41.9	25 to 30	27.5	23	57.5
15/11/2023	11:00	1	3	2	10	15	9	5	1	1	0	0	0	0	0	0	0	0	0	0	0	47	32.2	40	30 to 35	31.9	31	66.0
15/11/2023	12:00	0	2	3	4	13	9	4	1	0	0	0	0	0	0	0	0	0	0	0	0	36	32.7	40	30 to 35	36.1	27	75.0
15/11/2023	13:00	1	1	2	5	9	7	1	1	0	0	0	0	0	0	0	0	0	0	0	0	27	31.5	38.6	30 to 35	33.3	18	66.7
15/11/2023	14:00	0	1	0	5	5	8	6	1	0	0	0	0	0	0	0	0	0	0	0	0	26	35	42.5	35 to 40	30.8	20	76.9
15/11/2023	15:00	2	0	1	4	2	5	5	3	0	0	1	0	0	0	0	0	0	0	0	0	23	35.3	46.7	35 to 40	21.7	16	69.6
15/11/2023	16:00	0	0	1	5	6	8	5	7	0	0	0	0	0	0	0	0	0	0	0	0	32	37.2	46.4	35 to 40	25.0	26	81.3
15/11/2023	17:00	0	0	2	4	6	5	6	2	0	0	0	0	0	0	0	0	0	0	0	0	25	35	43.3	30 to 35	24.0	19	76.0
15/11/2023	18:00	0	0	6	6	9	8	4	2	0	0	0	0	0	0	0	0	0	0	0	0	35	32.7	41.2	30 to 35	25.7	23	65.7
15/11/2023	19:00	0	0	1	6	12	1	4	0	1	0	0	0	0	0	0	0	0	0	0	0	25	33.2	41.2	30 to 35	48.0	18	72.0
15/11/2023	20:00	0	1	1	4	2	2	4	1	0	0	0	0	0	0	0	0	0	0	0	0	15	33.4	43.8	25 to 30	26.7	9	60.0
15/11/2023	21:00	1	0	1	6	2	3	2	1	0	0	0	0	0	0	0	0	0	0	0	0	16	31.5	42.5	25 to 30	37.5	8	50.0
15/11/2023	22:00	0	0	1	1	0	3	1	2	0	0	0	0	0	0	0	0	0	0	0	0	8	37.1	47.5	35 to 40	37.5	6	75.0
15/11/2023	23:00	0	0	0	0	1	2	0	1	0	0	0	0	0	0	0	0	0	0	0	0	4	38.5	40	35 to 40	50.0	4	100.0
24 Hr Summary		7	11	33	91	108	104	73	29	8	0	1	0	0	0	0	0	0	0	0	0	465	33.8	42.8	30 to 35	23.2	323	69.5

Incoming Histogram

Honeybourne road

from Fri-Oct-13-2023-12-00-AM to Mon-Nov-20-2023-11-59-AM

Date	Starting Hr:min	<15	15 to <20	20 to <25	25 to <30	30 to <35	35 to <40	40 to <45	45 to <50	50 to <55	55 to <60	60 to <65	65 to <70	70 to <75	75 to <80	80 to <85	85 to <90	90 to <95	95 to <100	100 to >105	Total Counts	Avg Speed (MPH)	85pct Speed	5MPH Pace	% in pace	# of Speeders	% Speeders	
16/11/2023	00:00	0	0	0	0	0	0	1	2	0	0	0	0	0	0	0	0	0	0	0	0	3	45.3	50	45 to 50	66.7	3	100.0
16/11/2023	01:00	0	0	0	0	0	0	0	1	0	0	0	0	0	0	0	0	0	0	0	0	1	47	50	45 to 50	100.0	1	100.0
16/11/2023	02:00	0	0	0	0	0	0	0	0	0	0	0	0	0	0	0	0	0	0	0	0	0	0	0	*	*	*	*
16/11/2023	03:00	0	0	0	0	0	0	0	1	0	0	0	0	0	0	0	0	0	0	0	0	1	47	50	45 to 50	100.0	1	100.0
16/11/2023	04:00	0	0	0	0	0	0	0	0	0	0	0	0	0	0	0	0	0	0	0	0	0	0	0	*	*	*	*
16/11/2023	05:00	0	0	0	0	0	1	0	0	0	0	0	0	0	0	0	0	0	0	0	0	1	37	40	35 to 40	100.0	1	100.0
16/11/2023	06:00	0	0	0	0	2	1	4	0	0	0	0	0	0	0	0	0	0	0	0	0	7	38.6	43.8	40 to 45	57.1	7	100.0
16/11/2023	07:00	0	0	0	1	1	5	3	1	0	0	0	0	0	0	0	0	0	0	0	0	11	38	43.3	35 to 40	45.5	10	90.9
16/11/2023	08:00	0	0	5	7	3	7	5	3	1	1	0	0	0	0	0	0	0	0	0	0	32	35	45	25 to 30	21.9	20	62.5
16/11/2023	09:00	0	0	1	6	6	7	9	3	1	0	0	0	0	0	0	0	0	0	0	0	33	36.7	44.4	40 to 45	27.3	26	78.8
16/11/2023	10:00	0	0	2	2	9	9	2	2	1	1	0	0	0	0	0	0	0	0	0	0	28	36.1	45	30 to 35	32.1	24	85.7
16/11/2023	11:00	0	0	1	10	5	4	3	2	1	0	0	0	0	0	0	0	0	0	0	0	26	33.7	43.3	25 to 30	38.5	15	57.7
16/11/2023	12:00	0	2	1	5	9	9	3	2	0	0	0	0	0	0	0	0	0	0	0	0	31	33.5	40	30 to 35	29.0	23	74.2
16/11/2023	13:00	1	1	1	4	4	5	6	1	2	0	0	0	0	0	0	0	0	0	0	0	25	35.1	44.2	40 to 45	24.0	18	72.0
16/11/2023	14:00	2	1	1	6	6	5	7	1	2	0	0	0	0	0	0	0	0	0	0	0	31	33.9	43.6	40 to 45	22.6	21	67.7
16/11/2023	15:00	0	0	1	6	16	11	4	3	0	0	0	0	0	0	0	0	0	0	0	0	41	34.6	41.2	30 to 35	39.0	34	82.9
16/11/2023	16:00	0	1	1	7	7	8	5	0	1	0	1	0	0	0	0	0	0	0	0	0	31	34.8	42	35 to 40	25.8	22	71.0
16/11/2023	17:00	0	1	0	6	10	14	12	1	2	0	0	0	0	0	0	0	0	0	0	0	46	36.6	43.3	35 to 40	30.4	39	84.8
16/11/2023	18:00	0	7	3	22	7	8	2	2	1	0	0	0	0	0	0	0	0	0	0	0	52	29.7	38.1	25 to 30	42.3	20	38.5
16/11/2023	19:00	0	2	3	8	9	10	3	2	0	0	0	0	0	0	0	0	0	0	0	0	37	32.5	39.5	35 to 40	27.0	24	64.9
16/11/2023	20:00	0	0	4	4	5	7	1	0	0	0	0	0	0	0	0	0	0	0	0	0	21	31.5	38.6	35 to 40	33.3	13	61.9
16/11/2023	21:00	0	0	0	3	2	2	1	0	0	0	0	0	0	0	0	0	0	0	0	0	8	32.8	40	25 to 30	37.5	5	62.5
16/11/2023	22:00	0	1	0	2	3	5	3	0	0	0	0	0	0	0	0	0	0	0	0	0	14	34.1	41.7	35 to 40	35.7	11	78.6
16/11/2023	23:00	0	0	0	0	0	1	0	0	0	0	0	0	0	0	0	0	0	0	0	0	1	37	40	35 to 40	100.0	1	100.0
24 Hr Summary		3	16	24	99	104	119	74	27	12	2	1	0	0	0	0	0	0	0	0	0	481	34.3	43	35 to 40	24.7	339	70.5

Incoming Histogram

Honeybourne road

from Fri-Oct-13-2023-12-00-AM to Mon-Nov-20-2023-11-59-AM

Date	Starting Hr:min	<15	15 to <20	20 to <25	25 to <30	30 to <35	35 to <40	40 to <45	45 to <50	50 to <55	55 to <60	60 to <65	65 to <70	70 to <75	75 to <80	80 to <85	85 to <90	90 to <95	95 to <100	100 to >105	Total Counts	Avg Speed (MPH)	85pct Speed	5MPH Pace	% in pace	# of Speeders	% Speeders	
17/11/2023	00:00	0	0	0	0	1	0	0	0	0	0	0	0	0	0	0	0	0	0	0	0	1	32	35	30 to 35	100.0	1	100.0
17/11/2023	01:00	0	0	0	0	0	1	0	0	0	0	0	0	0	0	0	0	0	0	0	0	1	37	40	35 to 40	100.0	1	100.0
17/11/2023	02:00	0	0	0	0	0	0	0	0	0	0	0	0	0	0	0	0	0	0	0	0	0	0	0	*	*	*	*
17/11/2023	03:00	0	0	0	0	0	0	0	0	0	0	0	0	0	0	0	0	0	0	0	0	0	0	0	*	*	*	*
17/11/2023	04:00	0	0	0	0	0	0	0	0	0	0	0	0	0	0	0	0	0	0	0	0	0	0	0	*	*	*	*
17/11/2023	05:00	0	0	0	0	0	0	0	0	0	0	0	0	0	0	0	0	0	0	0	0	0	0	0	*	*	*	*
17/11/2023	06:00	0	0	0	0	1	4	1	1	0	0	0	0	0	0	0	0	0	0	0	0	7	38.6	45	35 to 40	57.1	7	100.0
17/11/2023	07:00	0	0	0	0	2	2	6	1	0	0	0	0	0	0	0	0	0	0	0	0	11	40	44.2	40 to 45	54.5	11	100.0
17/11/2023	08:00	0	0	2	8	4	4	2	3	1	0	0	0	0	0	0	0	0	0	0	0	24	34	45	25 to 30	33.3	14	58.3
17/11/2023	09:00	0	0	0	7	10	9	10	1	0	0	0	0	0	0	0	0	0	0	0	0	37	35.6	42.5	30 to 35	27.0	30	81.1
17/11/2023	10:00	0	0	3	9	11	9	4	1	1	0	0	0	0	0	0	0	0	0	0	0	38	33.4	40	30 to 35	28.9	26	68.4
17/11/2023	11:00	0	0	0	4	4	7	5	3	1	0	0	0	0	0	0	0	0	0	0	0	24	37.6	45	35 to 40	29.2	20	83.3
17/11/2023	12:00	0	0	2	1	8	9	8	1	1	0	0	0	0	0	0	0	0	0	0	0	30	36.8	43.8	35 to 40	30.0	27	90.0
17/11/2023	13:00	1	1	2	3	5	3	4	2	0	0	0	0	0	0	0	0	0	0	0	0	21	32.5	43.8	30 to 35	23.8	14	66.7
17/11/2023	14:00	1	1	4	5	8	5	6	3	0	0	0	0	0	0	0	0	0	0	0	0	33	33.1	43.3	30 to 35	24.2	22	66.7
17/11/2023	15:00	1	0	2	4	11	12	7	1	1	1	0	0	0	0	0	0	0	0	0	0	40	35.5	42.9	35 to 40	30.0	33	82.5
17/11/2023	16:00	1	2	3	6	4	7	8	2	1	0	0	0	0	0	0	0	0	0	0	0	34	33.8	43.8	40 to 45	23.5	22	64.7
17/11/2023	17:00	0	1	6	10	15	16	7	1	0	1	0	0	0	0	0	0	0	0	0	0	57	33.4	40	35 to 40	28.1	40	70.2
17/11/2023	18:00	0	0	2	10	10	7	5	1	1	0	0	0	0	0	0	0	0	0	0	0	36	33.6	42	25 to 30	27.8	24	66.7
17/11/2023	19:00	0	0	2	5	6	10	5	1	2	0	1	0	0	0	0	0	0	0	0	0	32	36.6	44	35 to 40	31.3	25	78.1
17/11/2023	20:00	0	0	2	6	11	6	7	0	1	0	0	0	0	0	0	0	0	0	0	0	33	34.3	42.1	30 to 35	33.3	25	75.8
17/11/2023	21:00	0	0	2	2	8	2	1	0	0	0	0	0	0	0	0	0	0	0	0	0	15	31.5	37.5	30 to 35	53.3	11	73.3
17/11/2023	22:00	0	0	1	1	2	3	0	0	0	0	0	0	0	0	0	0	0	0	0	0	7	32.1	38.3	35 to 40	42.9	5	71.4
17/11/2023	23:00	0	0	1	5	3	2	0	0	0	0	0	0	0	0	0	0	0	0	0	0	11	29.8	35	25 to 30	45.5	5	45.5
24 Hr Summary		4	5	34	86	124	118	86	22	10	2	1	0	0	0	0	0	0	0	0	0	492	34.5	42.7	30 to 35	25.2	363	73.8

Incoming Histogram

Honeybourne road

from Fri-Oct-13-2023-12-00-AM to Mon-Nov-20-2023-11-59-AM

Date	Starting Hr:min	<15	15 to <20	20 to <25	25 to <30	30 to <35	35 to <40	40 to <45	45 to <50	50 to <55	55 to <60	60 to <65	65 to <70	70 to <75	75 to <80	80 to <85	85 to <90	90 to <95	95 to <100	100 to >105	Total Counts	Avg Speed (MPH)	85pct Speed	5MPH Pace	% in pace	# of Speeders	% Speeders	
18/11/2023	00:00	0	0	0	0	0	1	1	1	0	0	0	0	0	0	0	0	0	0	0	0	3	42	50	35 to 40	33.3	3	100.0
18/11/2023	01:00	0	0	0	0	1	0	0	1	0	0	0	0	0	0	0	0	0	0	0	0	2	39.5	50	30 to 35	50.0	2	100.0
18/11/2023	02:00	0	0	0	0	0	0	0	0	0	0	0	0	0	0	0	0	0	0	0	0	0	0	0	*	*	*	*
18/11/2023	03:00	0	0	0	0	0	0	0	0	0	0	0	0	0	0	0	0	0	0	0	0	0	0	0	*	*	*	*
18/11/2023	04:00	0	0	0	0	0	0	0	0	0	0	0	0	0	0	0	0	0	0	0	0	0	0	0	*	*	*	*
18/11/2023	05:00	0	0	0	0	0	0	0	0	0	0	0	0	0	0	0	0	0	0	0	0	0	0	0	*	*	*	*
18/11/2023	06:00	0	0	0	1	1	2	0	0	0	0	0	0	0	0	0	0	0	0	0	0	4	33.3	37.5	35 to 40	50.0	3	75.0
18/11/2023	07:00	0	0	0	0	0	0	0	1	1	0	0	0	0	0	0	0	0	0	0	0	2	49.5	55	45 to 50	50.0	2	100.0
18/11/2023	08:00	0	0	0	0	1	0	4	0	0	0	0	0	0	0	0	0	0	0	0	0	5	40.2	43.8	40 to 45	80.0	5	100.0
18/11/2023	09:00	0	0	0	0	1	4	4	3	1	0	0	0	0	0	0	0	0	0	0	0	13	41.8	48.3	35 to 40	30.8	13	100.0
18/11/2023	10:00	0	1	0	3	2	7	7	2	0	0	0	0	0	0	0	0	0	0	0	0	22	36.9	44.3	35 to 40	31.8	18	81.8
18/11/2023	11:00	0	1	0	7	6	11	5	4	0	0	0	0	0	0	0	0	0	0	0	0	34	35.5	44	35 to 40	32.4	26	76.5
18/11/2023	12:00	0	1	1	6	12	7	5	4	0	0	0	1	0	0	0	0	0	0	0	0	37	35.6	44	30 to 35	32.4	29	78.4
18/11/2023	13:00	0	1	2	4	10	6	4	2	3	1	0	0	0	0	0	0	0	0	0	0	33	36.1	47.5	30 to 35	30.3	26	78.8
18/11/2023	14:00	0	0	1	4	5	8	8	0	0	0	0	0	0	0	0	0	0	0	0	0	26	35.7	42.5	35 to 40	30.8	21	80.8
18/11/2023	15:00	2	2	3	6	9	5	4	0	0	0	0	0	0	0	0	0	0	0	0	0	31	30.1	39	30 to 35	29.0	18	58.1
18/11/2023	16:00	0	1	2	8	11	15	10	1	0	0	0	0	0	0	0	0	0	0	0	0	48	34.7	42	35 to 40	31.3	37	77.1
18/11/2023	17:00	0	0	2	5	8	11	9	0	0	0	0	0	0	0	0	0	0	0	0	0	35	35.2	42.2	35 to 40	31.4	28	80.0
18/11/2023	18:00	0	1	3	7	7	7	2	0	1	0	0	0	0	0	0	0	0	0	0	0	28	32	39.3	25 to 30	25.0	17	60.7
18/11/2023	19:00	0	0	2	8	8	5	3	0	0	0	0	0	0	0	0	0	0	0	0	0	26	32	39	25 to 30	30.8	16	61.5
18/11/2023	20:00	0	0	0	4	8	6	1	0	0	0	0	0	0	0	0	0	0	0	0	0	19	33.3	38.3	30 to 35	42.1	15	78.9
18/11/2023	21:00	0	0	0	2	3	5	1	0	0	0	0	0	0	0	0	0	0	0	0	0	11	34.4	39	35 to 40	45.5	9	81.8
18/11/2023	22:00	0	1	0	2	4	3	2	0	0	0	0	0	0	0	0	0	0	0	0	0	12	32.9	40	30 to 35	33.3	9	75.0
18/11/2023	23:00	0	0	0	2	4	0	2	1	0	0	0	0	0	0	0	0	0	0	0	0	9	34.9	45	30 to 35	44.4	7	77.8
24 Hr Summary		2	9	16	69	101	103	72	20	6	1	0	1	0	0	0	0	0	0	0	0	400	34.8	42.8	35 to 40	25.8	304	76.0

Incoming Histogram

Honeybourne road

from Fri-Oct-13-2023-12-00-AM to Mon-Nov-20-2023-11-59-AM

Date	Starting Hr:min	<15	15 to <20	20 to <25	25 to <30	30 to <35	35 to <40	40 to <45	45 to <50	50 to <55	55 to <60	60 to <65	65 to <70	70 to <75	75 to <80	80 to <85	85 to <90	90 to <95	95 to <100	100 to >105	Total Counts	Avg Speed (MPH)	85pct Speed	5MPH Pace	% in pace	# of Speeders	% Speeders	
19/11/2023	00:00	0	0	0	1	1	1	0	0	1	0	0	0	0	0	0	0	0	0	0	0	4	37	40	25 to 30	25.0	3	75.0
19/11/2023	01:00	0	0	0	1	1	0	0	0	0	0	0	0	0	0	0	0	0	0	0	0	2	29.5	35	25 to 30	50.0	1	50.0
19/11/2023	02:00	0	0	0	0	0	0	0	0	0	0	0	0	0	0	0	0	0	0	0	0	0	0	0	*	*	*	*
19/11/2023	03:00	0	0	0	0	0	0	1	0	0	0	0	0	0	0	0	0	0	0	0	0	1	42	45	40 to 45	100.0	1	100.0
19/11/2023	04:00	0	0	0	0	0	0	0	0	0	0	0	0	0	0	0	0	0	0	0	0	0	0	0	*	*	*	*
19/11/2023	05:00	0	0	0	0	0	0	0	0	0	0	0	0	0	0	0	0	0	0	0	0	0	0	0	*	*	*	*
19/11/2023	06:00	0	0	0	0	1	2	1	0	0	0	0	0	0	0	0	0	0	0	0	0	4	37	40	35 to 40	50.0	4	100.0
19/11/2023	07:00	0	0	0	0	1	0	2	0	0	0	0	0	0	0	0	0	0	0	0	0	3	38.7	45	40 to 45	66.7	3	100.0
19/11/2023	08:00	0	0	0	0	1	0	1	1	0	0	0	0	0	0	0	0	0	0	0	0	3	40.3	50	30 to 35	33.3	3	100.0
19/11/2023	09:00	0	0	0	1	2	2	2	1	0	0	0	0	0	0	0	0	0	0	0	0	8	37.1	45	30 to 35	25.0	7	87.5
19/11/2023	10:00	1	0	0	1	5	4	3	1	1	0	0	0	0	0	0	0	0	0	0	0	16	35.8	45	30 to 35	31.3	14	87.5
19/11/2023	11:00	0	0	3	5	8	11	8	1	0	0	0	0	0	0	0	0	0	0	0	0	36	34.9	42.5	35 to 40	30.6	28	77.8
19/11/2023	12:00	1	0	1	5	6	7	1	3	3	0	0	0	0	0	0	0	0	0	0	0	27	35.7	48.3	35 to 40	25.9	20	74.1
19/11/2023	13:00	0	0	3	10	12	14	7	0	0	0	0	0	0	0	0	0	0	0	0	0	46	33.5	40	35 to 40	30.4	33	71.7
19/11/2023	14:00	0	0	1	5	4	4	7	4	0	0	0	0	0	0	0	0	0	0	0	0	25	36.6	45	40 to 45	28.0	19	76.0
19/11/2023	15:00	0	0	1	4	9	9	11	3	2	0	0	0	0	0	0	0	0	0	0	0	39	37.5	44.5	40 to 45	28.2	34	87.2
19/11/2023	16:00	0	0	1	5	3	6	7	3	0	0	0	0	0	0	0	0	0	0	0	0	25	36.5	44.3	40 to 45	28.0	19	76.0
19/11/2023	17:00	0	0	1	8	5	8	4	2	0	0	0	0	0	0	0	0	0	0	0	0	28	34.4	42.5	25 to 30	28.6	19	67.9
19/11/2023	18:00	0	1	0	3	9	8	2	0	0	0	0	0	0	0	0	0	0	0	0	0	23	33.5	39.4	30 to 35	39.1	19	82.6
19/11/2023	19:00	0	0	0	4	4	8	4	0	0	0	0	0	0	0	0	0	0	0	0	0	20	35.2	41.2	35 to 40	40.0	16	80.0
19/11/2023	20:00	0	0	1	4	5	5	2	0	0	0	0	0	0	0	0	0	0	0	0	0	17	33.1	39	30 to 35	29.4	12	70.6
19/11/2023	21:00	0	0	1	2	2	1	0	1	1	0	0	0	0	0	0	0	0	0	0	0	8	34.5	50	25 to 30	25.0	5	62.5
19/11/2023	22:00	0	0	0	0	0	1	0	1	0	0	0	0	0	0	0	0	0	0	0	0	2	42	50	35 to 40	50.0	2	100.0
19/11/2023	23:00	0	0	0	0	0	1	2	0	0	0	0	0	0	0	0	0	0	0	0	0	3	40.3	45	40 to 45	66.7	3	100.0
24 Hr Summary		2	1	13	59	79	92	65	21	8	0	0	0	0	0	0	0	0	0	0	0	340	35.4	43.3	35 to 40	27.1	265	77.9

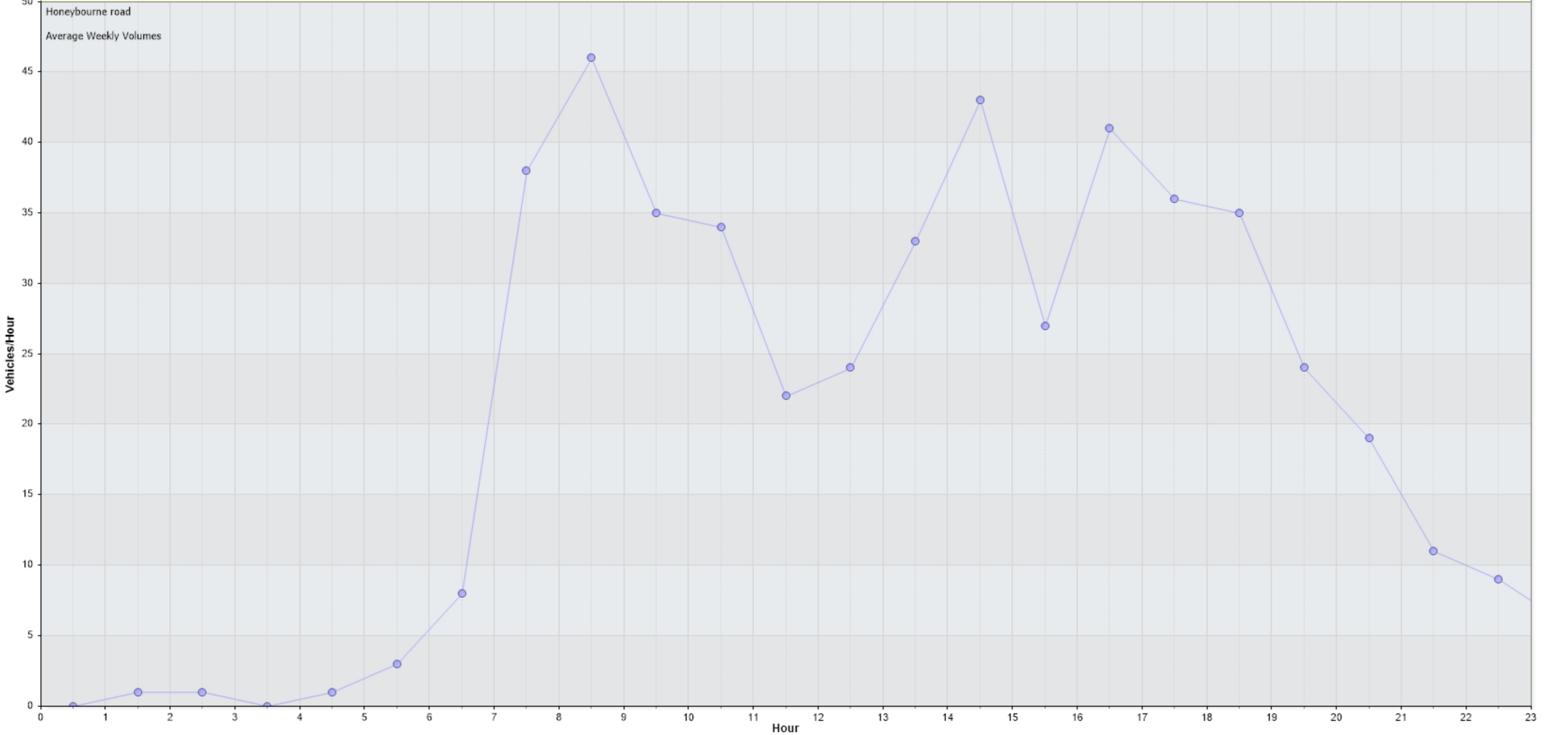
Incoming Histogram

Honeybourne road

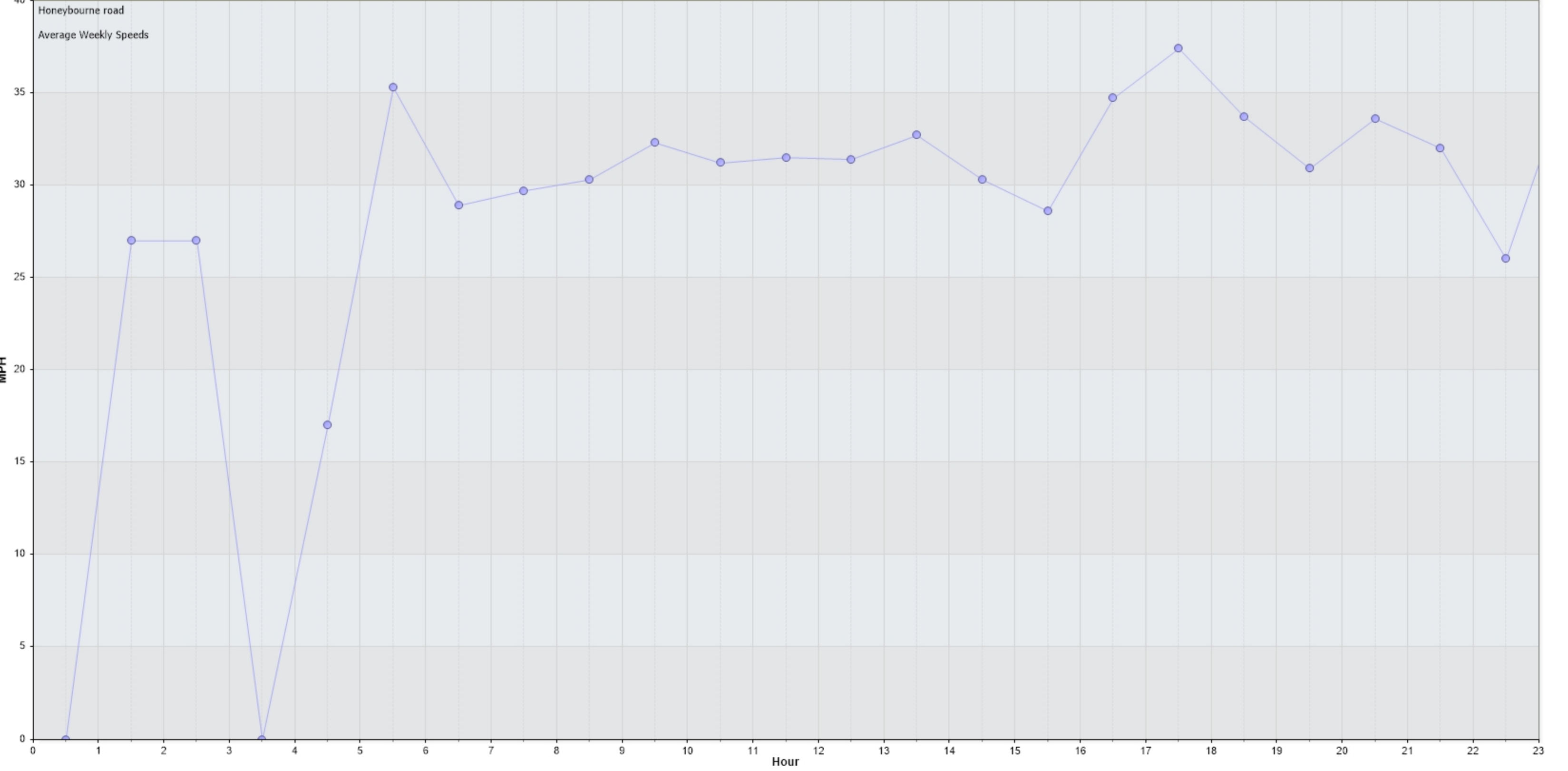
from Fri-Oct-13-2023-12-00-AM to Mon-Nov-20-2023-11-59-AM

Date	Starting Hr:min	<15	15 to <20	20 to <25	25 to <30	30 to <35	35 to <40	40 to <45	45 to <50	50 to <55	55 to <60	60 to <65	65 to <70	70 to <75	75 to <80	80 to <85	85 to <90	90 to <95	95 to <100	100 to >105	Total Counts	Avg Speed (MPH)	85pct Speed	5MPH Pace	% in pace	# of Speeders	% Speeders		
20/11/2023	00:00	0	0	0	0	1	1	0	0	1	0	0	0	0	0	0	0	0	0	0	0	3	40.3	55	30 to 35	33.3	3	100.0	
20/11/2023	01:00	0	0	0	0	0	0	0	0	0	0	0	0	0	0	0	0	0	0	0	0	0	0	0	*	*	*	*	
20/11/2023	02:00	0	0	0	0	0	0	0	0	0	0	0	0	0	0	0	0	0	0	0	0	0	0	0	*	*	*	*	
20/11/2023	03:00	0	0	0	0	0	0	0	0	0	0	0	0	0	0	0	0	0	0	0	0	0	0	0	*	*	*	*	
20/11/2023	04:00	0	0	0	0	0	0	0	0	0	0	0	0	0	0	0	0	0	0	0	0	0	0	0	*	*	*	*	
20/11/2023	05:00	0	0	0	0	0	0	0	0	0	0	0	0	0	0	0	0	0	0	0	0	0	0	0	*	*	*	*	
20/11/2023	06:00	0	0	1	1	4	4	2	0	0	0	0	0	0	0	0	0	0	0	0	0	12	34.3	40	30 to 35	33.3	10	83.3	
20/11/2023	07:00	0	0	0	1	0	3	2	1	1	0	0	0	0	0	0	0	0	0	0	0	8	40.3	50	35 to 40	37.5	7	87.5	
20/11/2023	08:00	0	0	1	7	6	4	5	2	3	0	0	0	0	0	0	0	0	0	0	0	28	36.2	47.5	25 to 30	25.0	20	71.4	
20/11/2023	09:00	1	1	4	9	13	8	9	4	0	0	0	0	0	0	0	0	0	0	0	0	49	33.7	43.3	30 to 35	26.5	34	69.4	
20/11/2023	10:00	0	0	1	1	9	9	2	3	0	0	0	0	0	0	0	0	0	0	0	0	25	36	42.5	30 to 35	36.0	23	92.0	
20/11/2023	11:00	0	0	1	2	3	0	1	1	0	0	0	0	0	0	0	0	0	0	0	0	8	32.6	45	30 to 35	37.5	5	62.5	
20/11/2023	12:00	*	*	*	*	*	*	*	*	*	*	*	*	*	*	*	*	*	*	*	*	*	*	*	*	*	*	*	*
20/11/2023	13:00	*	*	*	*	*	*	*	*	*	*	*	*	*	*	*	*	*	*	*	*	*	*	*	*	*	*	*	*
20/11/2023	14:00	*	*	*	*	*	*	*	*	*	*	*	*	*	*	*	*	*	*	*	*	*	*	*	*	*	*	*	*
20/11/2023	15:00	*	*	*	*	*	*	*	*	*	*	*	*	*	*	*	*	*	*	*	*	*	*	*	*	*	*	*	*
20/11/2023	16:00	*	*	*	*	*	*	*	*	*	*	*	*	*	*	*	*	*	*	*	*	*	*	*	*	*	*	*	*
20/11/2023	17:00	*	*	*	*	*	*	*	*	*	*	*	*	*	*	*	*	*	*	*	*	*	*	*	*	*	*	*	*
20/11/2023	18:00	*	*	*	*	*	*	*	*	*	*	*	*	*	*	*	*	*	*	*	*	*	*	*	*	*	*	*	*
20/11/2023	19:00	*	*	*	*	*	*	*	*	*	*	*	*	*	*	*	*	*	*	*	*	*	*	*	*	*	*	*	*
20/11/2023	20:00	*	*	*	*	*	*	*	*	*	*	*	*	*	*	*	*	*	*	*	*	*	*	*	*	*	*	*	*
20/11/2023	21:00	*	*	*	*	*	*	*	*	*	*	*	*	*	*	*	*	*	*	*	*	*	*	*	*	*	*	*	*
20/11/2023	22:00	*	*	*	*	*	*	*	*	*	*	*	*	*	*	*	*	*	*	*	*	*	*	*	*	*	*	*	*
20/11/2023	23:00	*	*	*	*	*	*	*	*	*	*	*	*	*	*	*	*	*	*	*	*	*	*	*	*	*	*	*	*
24 Hr Summary		1	1	8	21	36	29	21	11	5	0	0	0	0	0	0	0	0	0	0	0	133	35.2	44	30 to 35	27.1	102	76.7	

Incoming:Average Hourly Volume for Week of 09/10/2023
Average Counts By Hour (09/10/2023) — Average Counts By Hour (09/10/2023)

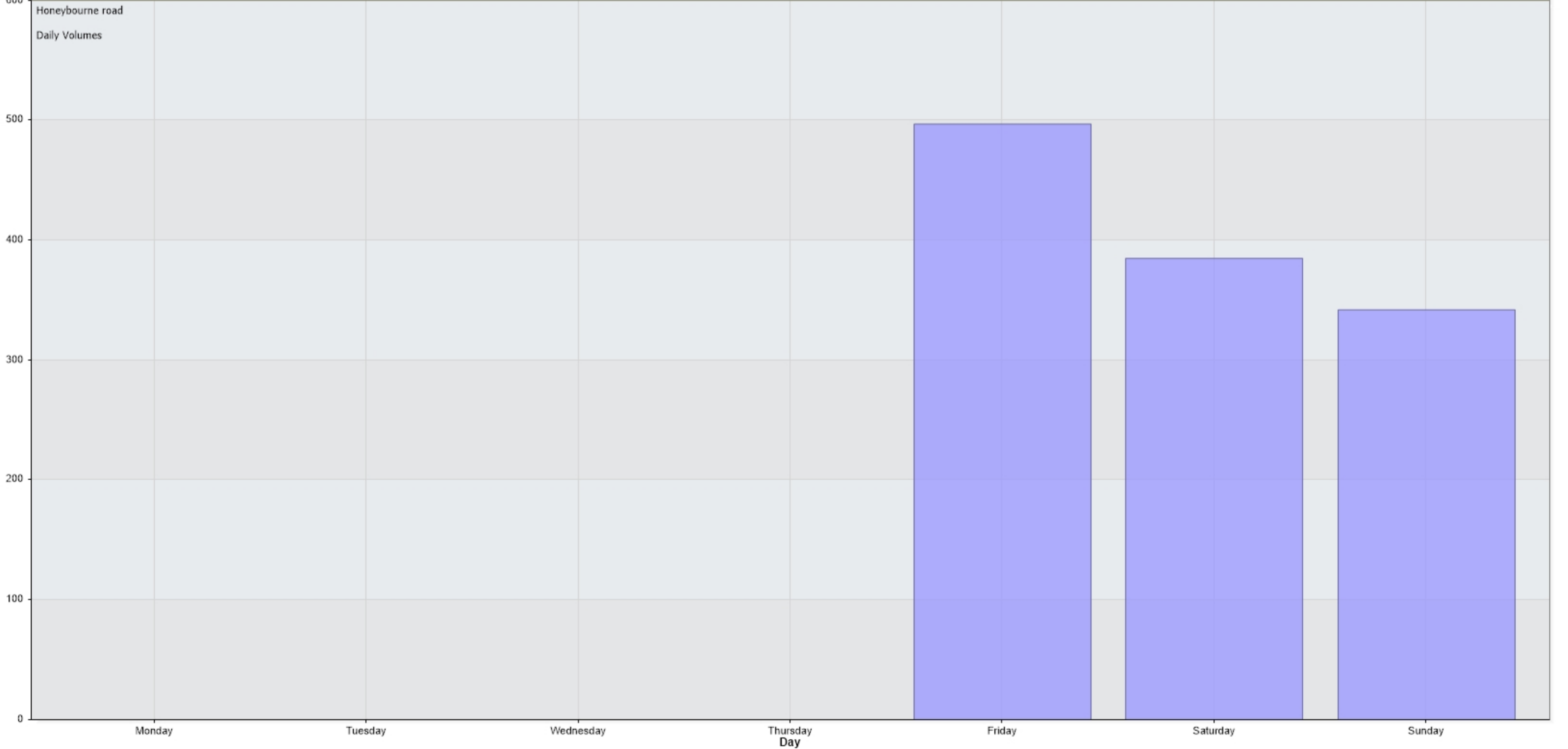


Incoming: Average Hourly WEEKDAY Speeds for Week of 09/10/2023
Average Hourly WEEKDAY Speeds By Hour (09/10/2023) — Average Hourly WEEKDAY Speeds By Hour (09/10/2023)



Incoming:Daily Volume for Week of 09/10/2023

Daily Vehicle Counts



Vehicles

Day

Monday

Tuesday

Wednesday

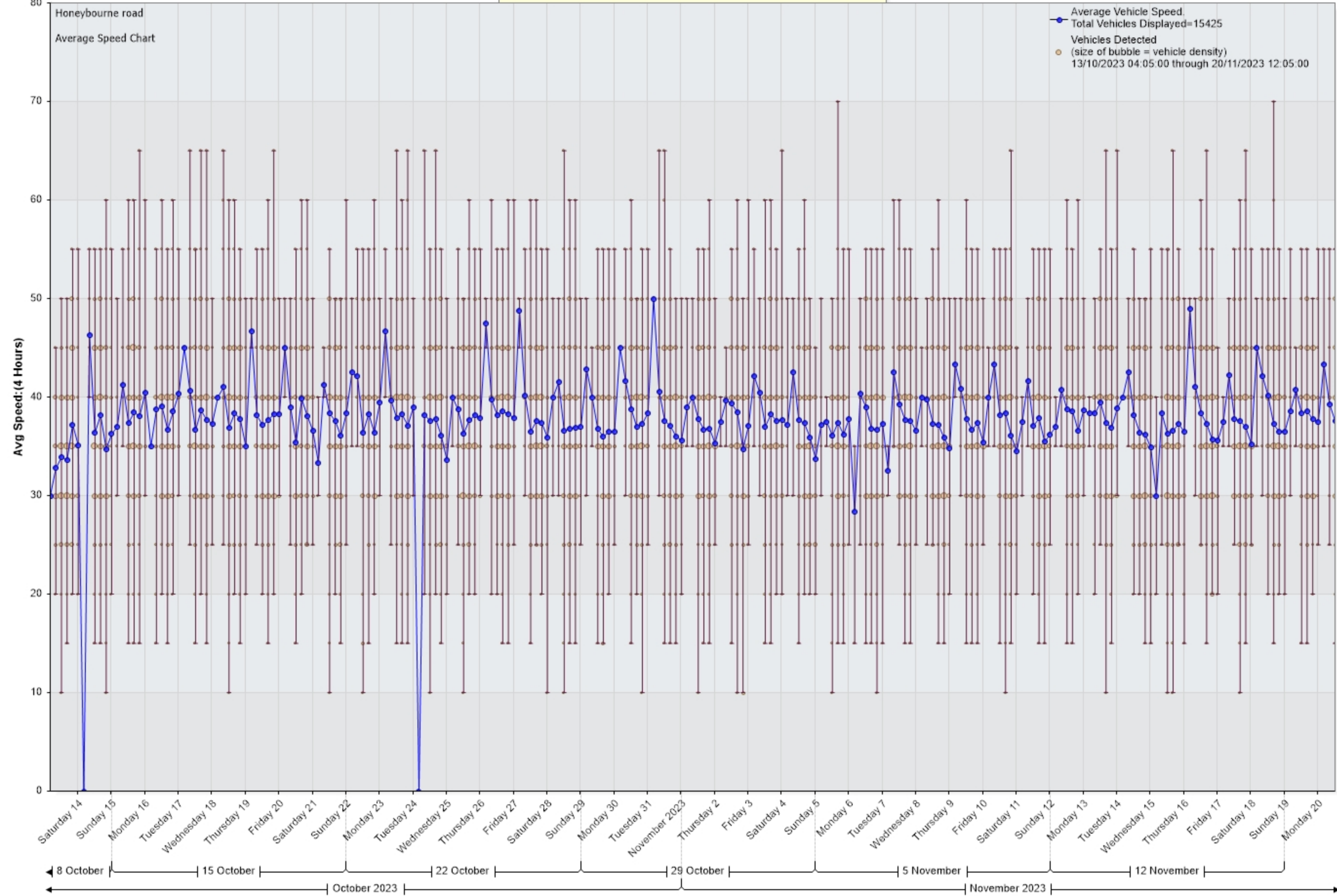
Thursday

Friday

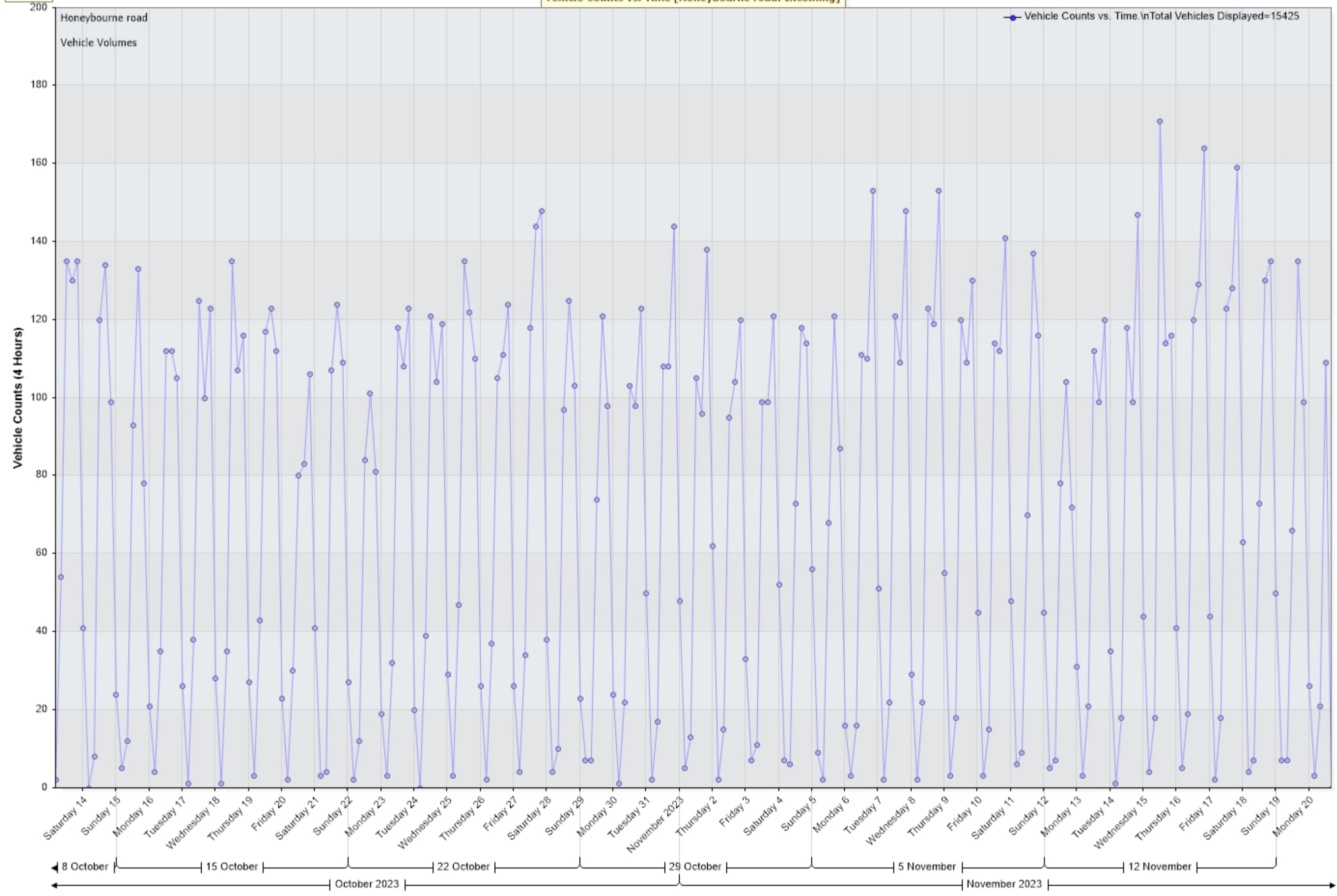
Saturday

Sunday

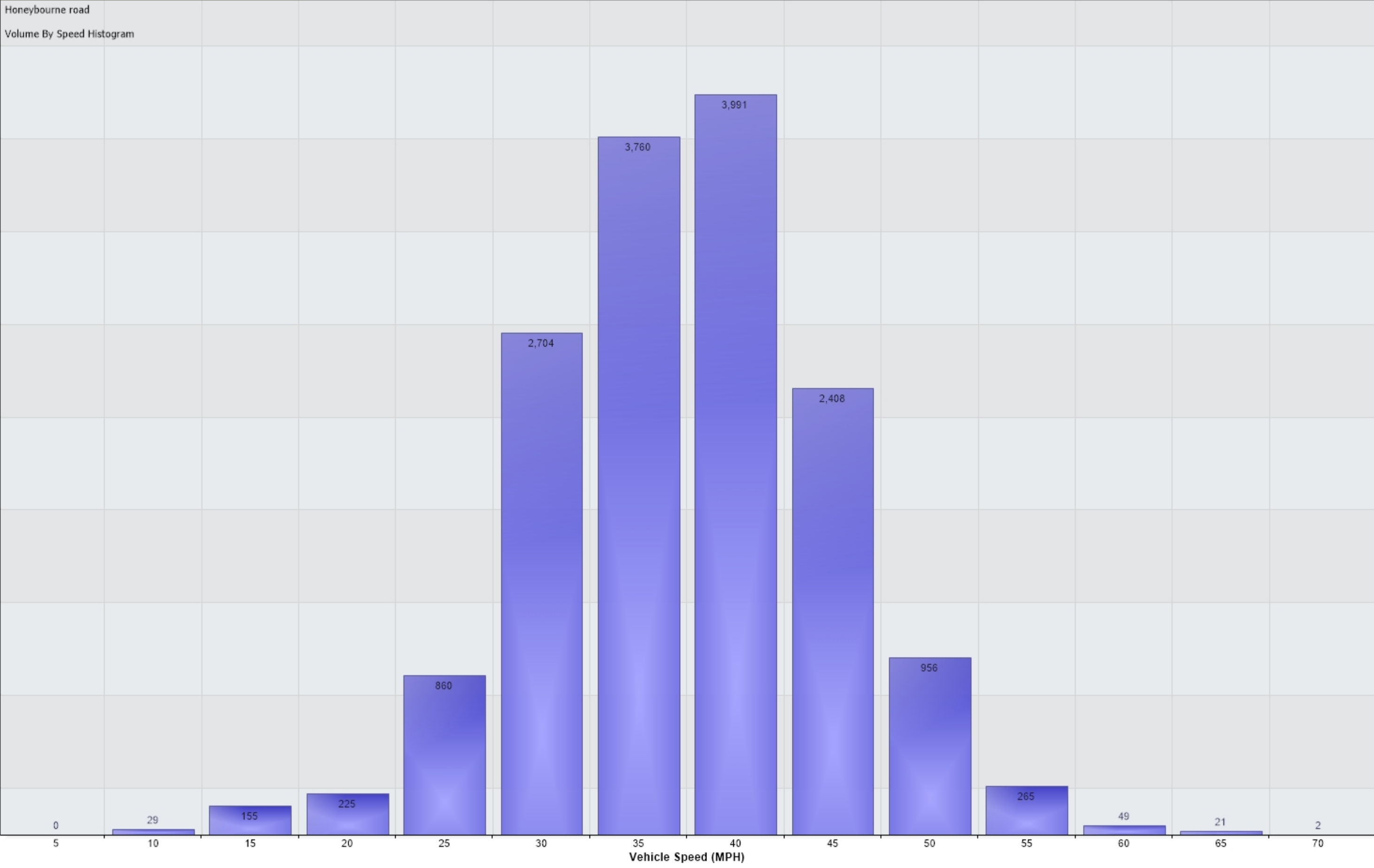
Honeybourne road
Daily Volumes



Vehicle Counts vs. Time [Honeybourne road: Incoming]



Vehicle Counts Vs. Speed [Honeybourne road: Incoming]



15,425 Counts

Percentile Counts Vs. Speed for [Honeybourne road: Incoming]

Honeybourne road
85th Pct Speed=42.9 MPH
Vehicles in data=15425
13/10/2023 00:00:00 to 20/11/2023 11:59:59

