

For Project: Broadmarston
 Project Notes:
 Location/Name: Incoming
 Report Generated: 05/05/2025 20:18:14
 Speed Intervals: 5 MPH
 Time Intervals: Instant
 Traffic Report From: 01/03/2025 00:00:00 through 19/03/2025 11:59:59
 85th Percentile Speed: 35.5 MPH
 85th Percentile Vehicles: 8535
 Max Speed: 70 MPH on 06/03/2025 03:35:00
 Total Vehicles: 10041
 AADT: 542

Volumes - weekly counts

Time	5 Day	7 Day
Average Daily	589	542
AM Peak 08:00	58	48
PM Peak 15:00	51	46

Speed

Speed Limit: 30
 85th Percentile Speed: 35.5
 50th Percentile Speed: 29.5
 10 MPH Pace Interval: 25.0 MPH to 35.0 MPH
 Average Speed: 29.33

	Monday	Tuesday	Wednesday	Thursday	Friday	Saturday	Sunday
Count over limit	694	882	671	572	655	682	509
% over limit	44.1	48.3	48.0	47.0	44.1	48.1	45.1
Avg Speeder	34.6	34.7	34.9	34.8	34.6	34.7	34.7
Avg Speed	19.8	19.3	19.1	19.6	17.8	20.4	21.4

Incoming Summary
Broadmarston

from Sat-Mar-01-2025-12-00-AM to Wed-Mar-19-2025-11-59-AM

Day/Time Ending	85th pctl (MPH)	85th pctl cnts	Total Cnts	Max Speed	Avg Speeder	% Speeders	Avg Speed
01/03/2025 01:00:00	40.0	3	3	40	37.5	33.3%	22.0
01/03/2025 02:00:00	35.0	2	2	35	32.5	50.0%	22.0
01/03/2025 03:00:00	35.0	1	1	35	32.5	100.0%	32.0
01/03/2025 04:00:00	30.0	3	4	40	37.5	25.0%	24.8
01/03/2025 05:00:00	40.0	1	1	40	37.5	100.0%	37.0
01/03/2025 06:00:00	40.0	1	1	40	37.5	100.0%	37.0
01/03/2025 07:00:00	25.0	2	2	25	0.0	0.0%	19.5
01/03/2025 08:00:00	36.2	16	19	40	34.3	57.9%	28.4
01/03/2025 09:00:00	36.7	15	18	45	35.0	55.6%	31.3
01/03/2025 10:00:00	36.2	18	21	40	35.0	38.1%	29.3
01/03/2025 11:00:00	34.4	27	32	40	34.2	37.5%	26.9
01/03/2025 12:00:00	32.9	42	50	40	33.1	32.0%	27.4
01/03/2025 13:00:00	36.7	25	29	45	34.6	58.6%	30.2
01/03/2025 14:00:00	34.6	20	23	40	33.2	65.2%	29.9
01/03/2025 15:00:00	30.0	14	16	40	35.0	12.5%	24.3
01/03/2025 16:00:00	34.1	21	25	40	33.3	52.0%	28.6
01/03/2025 17:00:00	34.3	17	20	40	33.6	45.0%	29.5
01/03/2025 18:00:00	36.7	18	21	45	36.1	33.3%	27.9
01/03/2025 19:00:00	37.5	12	14	45	35.8	42.9%	29.2
01/03/2025 20:00:00	34.3	10	12	40	33.1	66.7%	28.8
01/03/2025 21:00:00	37.5	7	8	40	35.0	50.0%	29.5
01/03/2025 22:00:00	33.8	6	7	35	32.5	57.1%	30.0
01/03/2025 23:00:00	0.0	0	0	0	0.0	0.0%	0.0
02/03/2025 00:00:00	35.0	2	2	35	32.5	50.0%	29.5
02/03/2025 01:00:00	0.0	0	0	0	0.0	0.0%	0.0
02/03/2025 02:00:00	0.0	0	0	0	0.0	0.0%	0.0
02/03/2025 03:00:00	30.0	1	1	30	0.0	0.0%	27.0
02/03/2025 04:00:00	0.0	0	0	0	0.0	0.0%	0.0
02/03/2025 05:00:00	40.0	1	1	40	37.5	100.0%	37.0
02/03/2025 06:00:00	40.0	2	2	40	37.5	50.0%	32.0
02/03/2025 07:00:00	40.0	1	1	40	37.5	100.0%	37.0
02/03/2025 08:00:00	34.2	9	11	45	33.9	63.6%	30.8
02/03/2025 09:00:00	40.0	15	18	50	37.5	72.2%	34.1
02/03/2025 10:00:00	40.0	9	11	45	37.5	54.5%	31.5
02/03/2025 11:00:00	36.2	16	19	40	35.0	42.1%	28.9
02/03/2025 12:00:00	34.0	20	23	40	33.9	30.4%	25.3
02/03/2025 13:00:00	35.0	27	32	45	35.2	34.4%	26.7
02/03/2025 14:00:00	34.2	20	23	45	34.4	34.8%	26.4
02/03/2025 15:00:00	35.0	20	23	40	34.4	34.8%	26.7
02/03/2025 16:00:00	36.0	24	28	40	34.3	50.0%	28.3
02/03/2025 17:00:00	36.7	29	34	45	34.7	52.9%	29.2
02/03/2025 18:00:00	35.0	17	20	45	34.7	45.0%	27.9
02/03/2025 19:00:00	34.0	14	17	45	34.6	41.2%	29.2
02/03/2025 20:00:00	37.5	8	9	40	35.8	33.3%	28.3
02/03/2025 21:00:00	40.0	3	3	40	37.5	66.7%	33.7
02/03/2025 22:00:00	30.0	3	3	30	0.0	0.0%	25.3
02/03/2025 23:00:00	40.0	3	4	55	45.0	50.0%	33.5

Incoming Summary
Broadmarston

from Sat-Mar-01-2025-12-00-AM to Wed-Mar-19-2025-11-59-AM

03/03/2025 00:00:00	0.0	0	0	0	0.0	0.0%	0.0
03/03/2025 01:00:00	0.0	0	0	0	0.0	0.0%	0.0
03/03/2025 02:00:00	0.0	0	0	0	0.0	0.0%	0.0
03/03/2025 03:00:00	0.0	0	0	0	0.0	0.0%	0.0
03/03/2025 04:00:00	0.0	0	0	0	0.0	0.0%	0.0
03/03/2025 05:00:00	45.0	1	1	45	42.5	100.0%	42.0
03/03/2025 06:00:00	40.0	7	8	45	37.5	37.5%	28.4
03/03/2025 07:00:00	35.0	11	13	40	33.9	53.8%	27.8
03/03/2025 08:00:00	39.6	31	36	45	38.0	55.6%	32.9
03/03/2025 09:00:00	36.2	37	43	40	34.2	55.8%	29.9
03/03/2025 10:00:00	35.0	26	30	40	33.8	50.0%	28.7
03/03/2025 11:00:00	33.6	27	32	45	33.7	40.6%	26.5
03/03/2025 12:00:00	36.4	29	34	40	35.7	32.4%	25.9
03/03/2025 13:00:00	33.3	26	30	40	33.0	33.3%	26.9
03/03/2025 14:00:00	34.3	26	30	45	34.5	33.3%	27.8
03/03/2025 15:00:00	33.8	32	38	40	33.5	39.5%	27.7
03/03/2025 16:00:00	35.8	28	33	40	33.8	72.7%	31.4
03/03/2025 17:00:00	36.4	38	45	50	34.5	66.7%	31.0
03/03/2025 18:00:00	38.3	33	39	45	36.4	48.7%	30.4
03/03/2025 19:00:00	36.0	21	25	40	34.4	52.0%	29.2
03/03/2025 20:00:00	34.0	12	14	45	34.2	42.9%	28.6
03/03/2025 21:00:00	37.5	8	10	40	35.8	60.0%	32.0
03/03/2025 22:00:00	30.0	3	4	45	42.5	25.0%	29.5
03/03/2025 23:00:00	45.0	2	2	45	40.0	100.0%	39.5
04/03/2025 00:00:00	0.0	0	0	0	0.0	0.0%	0.0
04/03/2025 01:00:00	0.0	0	0	0	0.0	0.0%	0.0
04/03/2025 02:00:00	30.0	1	1	30	0.0	0.0%	27.0
04/03/2025 03:00:00	0.0	0	0	0	0.0	0.0%	0.0
04/03/2025 04:00:00	0.0	0	0	0	0.0	0.0%	0.0
04/03/2025 05:00:00	40.0	1	1	40	37.5	100.0%	37.0
04/03/2025 06:00:00	47.5	6	7	50	41.3	57.1%	32.0
04/03/2025 07:00:00	38.0	14	17	45	35.7	64.7%	31.6
04/03/2025 08:00:00	36.7	31	36	45	34.7	50.0%	30.2
04/03/2025 09:00:00	34.7	42	50	45	34.1	50.0%	29.5
04/03/2025 10:00:00	37.9	48	57	45	35.3	63.2%	31.4
04/03/2025 11:00:00	35.0	38	45	45	34.2	60.0%	30.0
04/03/2025 12:00:00	40.0	34	40	50	36.8	52.5%	29.6
04/03/2025 13:00:00	38.0	23	27	50	35.8	55.6%	30.7
04/03/2025 14:00:00	34.6	30	35	45	34.0	48.6%	27.5
04/03/2025 15:00:00	34.2	32	38	40	33.8	42.1%	26.1
04/03/2025 16:00:00	37.0	37	44	50	35.1	61.4%	30.5
04/03/2025 17:00:00	35.7	41	48	45	34.8	41.7%	28.4
04/03/2025 18:00:00	35.7	38	45	45	34.4	53.3%	29.9
04/03/2025 19:00:00	34.4	14	17	40	33.5	58.8%	30.0
04/03/2025 20:00:00	34.3	11	13	40	33.1	61.5%	30.8
04/03/2025 21:00:00	34.0	10	12	40	33.3	50.0%	28.3
04/03/2025 22:00:00	40.0	5	6	45	40.0	33.3%	29.7
04/03/2025 23:00:00	45.0	3	3	45	35.8	100.0%	35.3

Incoming Summary
Broadmarston

from Sat-Mar-01-2025-12-00-AM to Wed-Mar-19-2025-11-59-AM

05/03/2025 00:00:00	0.0	0	0	0	0.0	0.0%	0.0
05/03/2025 01:00:00	30.0	1	1	30	0.0	0.0%	27.0
05/03/2025 02:00:00	0.0	0	0	0	0.0	0.0%	0.0
05/03/2025 03:00:00	0.0	0	0	0	0.0	0.0%	0.0
05/03/2025 04:00:00	0.0	0	0	0	0.0	0.0%	0.0
05/03/2025 05:00:00	45.0	2	2	45	40.0	100.0%	39.5
05/03/2025 06:00:00	40.0	3	3	40	37.5	66.7%	28.7
05/03/2025 07:00:00	38.8	9	11	50	38.3	54.5%	30.2
05/03/2025 08:00:00	38.6	31	36	45	36.1	50.0%	30.6
05/03/2025 09:00:00	36.0	41	48	45	34.8	50.0%	29.0
05/03/2025 10:00:00	35.0	26	30	40	34.0	43.3%	28.9
05/03/2025 11:00:00	38.3	16	19	45	36.1	57.9%	31.9
05/03/2025 12:00:00	40.0	24	28	55	37.2	57.1%	30.8
05/03/2025 13:00:00	35.8	33	39	45	34.4	53.8%	30.5
05/03/2025 14:00:00	32.1	24	28	35	32.5	25.0%	24.7
05/03/2025 15:00:00	37.9	23	27	45	35.0	66.7%	31.3
05/03/2025 16:00:00	34.8	45	53	40	33.7	54.7%	28.5
05/03/2025 17:00:00	36.0	31	36	45	34.2	58.3%	30.3
05/03/2025 18:00:00	37.5	29	34	45	35.3	52.9%	29.1
05/03/2025 19:00:00	37.5	22	26	45	35.4	53.8%	30.4
05/03/2025 20:00:00	37.5	12	14	40	35.8	42.9%	29.9
05/03/2025 21:00:00	35.0	3	3	35	32.5	33.3%	28.7
05/03/2025 22:00:00	28.8	6	7	30	0.0	0.0%	25.0
05/03/2025 23:00:00	45.0	1	1	45	42.5	100.0%	42.0
06/03/2025 00:00:00	0.0	0	0	0	0.0	0.0%	0.0
06/03/2025 01:00:00	30.0	2	2	30	0.0	0.0%	24.5
06/03/2025 02:00:00	0.0	0	0	0	0.0	0.0%	0.0
06/03/2025 03:00:00	0.0	0	0	0	0.0	0.0%	0.0
06/03/2025 04:00:00	70.0	1	1	70	67.5	100.0%	67.0
06/03/2025 05:00:00	45.0	2	2	45	42.5	50.0%	27.0
06/03/2025 06:00:00	40.0	4	5	50	39.2	60.0%	31.0
06/03/2025 07:00:00	37.5	9	11	55	37.5	54.5%	31.1
06/03/2025 08:00:00	39.4	36	42	45	36.8	52.4%	31.2
06/03/2025 09:00:00	34.7	38	45	45	34.4	46.7%	27.7
06/03/2025 10:00:00	36.9	31	37	45	34.8	59.5%	30.3
06/03/2025 11:00:00	33.8	19	22	45	35.0	27.3%	25.3
06/03/2025 12:00:00	34.2	24	28	50	33.9	50.0%	29.8
06/03/2025 13:00:00	32.5	20	23	35	32.5	26.1%	26.5
06/03/2025 14:00:00	35.0	25	29	50	34.7	55.2%	29.9
06/03/2025 15:00:00	34.4	29	34	40	34.0	38.2%	29.0
06/03/2025 16:00:00	35.7	31	37	40	34.1	59.5%	30.1
06/03/2025 17:00:00	36.2	41	48	45	34.5	52.1%	29.3
06/03/2025 18:00:00	36.2	33	39	40	34.9	43.6%	29.4
06/03/2025 19:00:00	37.0	26	31	50	35.3	58.1%	30.9
06/03/2025 20:00:00	32.9	14	17	35	32.5	41.2%	28.1
06/03/2025 21:00:00	35.0	7	8	45	34.2	75.0%	32.1
06/03/2025 22:00:00	40.0	3	3	40	37.5	33.3%	23.7
06/03/2025 23:00:00	40.0	3	3	40	34.2	100.0%	33.7

Incoming Summary
Broadmarston

from Sat-Mar-01-2025-12-00-AM to Wed-Mar-19-2025-11-59-AM

07/03/2025 00:00:00	0.0	0	0	0	0.0	0.0%	0.0
07/03/2025 01:00:00	0.0	0	0	0	0.0	0.0%	0.0
07/03/2025 02:00:00	35.0	1	1	35	32.5	100.0%	32.0
07/03/2025 03:00:00	0.0	0	0	0	0.0	0.0%	0.0
07/03/2025 04:00:00	0.0	0	0	0	0.0	0.0%	0.0
07/03/2025 05:00:00	45.0	2	2	45	42.5	100.0%	42.0
07/03/2025 06:00:00	35.0	2	2	35	32.5	50.0%	27.0
07/03/2025 07:00:00	45.0	8	9	55	39.6	77.8%	36.0
07/03/2025 08:00:00	38.8	27	32	45	36.5	46.9%	29.5
07/03/2025 09:00:00	35.6	45	53	50	34.5	52.8%	30.1
07/03/2025 10:00:00	33.1	56	66	45	34.2	27.3%	27.2
07/03/2025 11:00:00	32.7	54	63	40	33.1	27.0%	27.4
07/03/2025 12:00:00	34.3	57	67	40	33.7	43.3%	29.0
07/03/2025 13:00:00	34.3	62	73	50	34.8	32.9%	27.0
07/03/2025 14:00:00	34.2	48	56	45	34.4	32.1%	28.1
07/03/2025 15:00:00	37.7	60	71	50	35.6	54.9%	30.5
07/03/2025 16:00:00	34.2	66	78	45	33.9	42.3%	27.5
07/03/2025 17:00:00	34.0	76	89	40	33.7	37.1%	27.5
07/03/2025 18:00:00	36.1	60	71	50	35.2	46.5%	29.0
07/03/2025 19:00:00	34.0	41	48	45	33.8	39.6%	28.0
07/03/2025 20:00:00	37.5	26	30	45	34.9	56.7%	30.5
07/03/2025 21:00:00	33.3	16	19	40	33.2	36.8%	28.5
07/03/2025 22:00:00	33.8	14	17	40	34.2	35.3%	29.4
07/03/2025 23:00:00	35.0	6	7	40	33.2	100.0%	32.9
08/03/2025 00:00:00	35.0	5	6	40	33.5	83.3%	32.2
08/03/2025 01:00:00	35.0	1	1	35	32.5	100.0%	32.0
08/03/2025 02:00:00	10.0	1	1	10	0.0	0.0%	7.0
08/03/2025 03:00:00	0.0	0	0	0	0.0	0.0%	0.0
08/03/2025 04:00:00	35.0	1	1	35	32.5	100.0%	32.0
08/03/2025 05:00:00	40.0	2	2	40	37.5	100.0%	37.0
08/03/2025 06:00:00	40.0	1	1	40	37.5	100.0%	37.0
08/03/2025 07:00:00	38.3	8	10	45	35.6	80.0%	33.1
08/03/2025 08:00:00	40.0	29	34	45	35.6	79.4%	32.9
08/03/2025 09:00:00	41.2	37	44	50	37.2	75.0%	34.5
08/03/2025 10:00:00	34.3	68	80	45	34.1	40.0%	28.7
08/03/2025 11:00:00	36.1	70	82	50	35.1	47.6%	28.9
08/03/2025 12:00:00	35.0	57	67	45	34.4	47.8%	29.0
08/03/2025 13:00:00	35.0	65	77	50	34.5	48.1%	29.3
08/03/2025 14:00:00	34.6	32	38	40	33.9	47.4%	29.1
08/03/2025 15:00:00	36.5	49	58	50	35.1	50.0%	29.5
08/03/2025 16:00:00	33.8	38	45	45	33.6	42.2%	28.2
08/03/2025 17:00:00	33.8	51	60	45	34.6	31.7%	27.4
08/03/2025 18:00:00	34.8	42	49	45	33.8	55.1%	29.8
08/03/2025 19:00:00	36.7	31	36	45	34.3	61.1%	30.5
08/03/2025 20:00:00	37.9	19	22	40	35.2	59.1%	31.7
08/03/2025 21:00:00	38.0	14	16	40	35.0	62.5%	30.3
08/03/2025 22:00:00	35.0	8	10	40	34.2	60.0%	30.6
08/03/2025 23:00:00	35.0	6	7	50	37.5	42.9%	30.0

Incoming Summary
Broadmarston

from Sat-Mar-01-2025-12-00-AM to Wed-Mar-19-2025-11-59-AM

09/03/2025 00:00:00	40.0	4	5	45	37.5	60.0%	32.0
09/03/2025 01:00:00	33.8	5	6	35	32.5	66.7%	29.7
09/03/2025 02:00:00	40.0	1	1	40	37.5	100.0%	37.0
09/03/2025 03:00:00	35.0	1	1	35	32.5	100.0%	32.0
09/03/2025 04:00:00	50.0	1	1	50	47.5	100.0%	47.0
09/03/2025 05:00:00	0.0	0	0	0	0.0	0.0%	0.0
09/03/2025 06:00:00	35.0	2	2	35	32.5	50.0%	29.5
09/03/2025 07:00:00	40.0	2	2	40	35.0	100.0%	34.5
09/03/2025 08:00:00	37.5	10	12	45	35.8	50.0%	30.0
09/03/2025 09:00:00	41.2	20	23	45	35.8	87.0%	34.2
09/03/2025 10:00:00	33.8	37	44	45	34.0	38.6%	25.5
09/03/2025 11:00:00	33.3	46	54	40	33.0	37.0%	26.8
09/03/2025 12:00:00	34.2	42	50	45	33.8	48.0%	29.0
09/03/2025 13:00:00	34.1	51	60	50	34.3	36.7%	28.0
09/03/2025 14:00:00	35.6	47	55	45	34.9	38.2%	28.6
09/03/2025 15:00:00	36.0	37	43	45	34.5	51.2%	28.7
09/03/2025 16:00:00	34.4	44	52	45	34.0	44.2%	28.2
09/03/2025 17:00:00	35.0	35	41	45	34.1	53.7%	29.8
09/03/2025 18:00:00	37.0	29	34	45	35.3	47.1%	30.1
09/03/2025 19:00:00	35.0	28	33	40	34.3	42.4%	30.1
09/03/2025 20:00:00	38.3	14	16	45	34.6	75.0%	32.1
09/03/2025 21:00:00	38.8	7	8	40	35.8	75.0%	32.9
09/03/2025 22:00:00	35.0	7	8	40	33.8	50.0%	30.3
09/03/2025 23:00:00	35.0	3	3	35	32.5	33.3%	28.7
10/03/2025 00:00:00	35.0	3	3	35	32.5	66.7%	30.3
10/03/2025 01:00:00	50.0	1	1	50	47.5	100.0%	47.0
10/03/2025 02:00:00	0.0	0	0	0	0.0	0.0%	0.0
10/03/2025 03:00:00	0.0	0	0	0	0.0	0.0%	0.0
10/03/2025 04:00:00	0.0	0	0	0	0.0	0.0%	0.0
10/03/2025 05:00:00	45.0	4	5	55	42.5	100.0%	42.0
10/03/2025 06:00:00	41.7	10	12	45	37.5	66.7%	32.2
10/03/2025 07:00:00	42.0	14	17	45	36.8	82.4%	34.5
10/03/2025 08:00:00	35.7	47	55	45	34.6	47.3%	29.8
10/03/2025 09:00:00	34.4	68	80	45	34.3	41.3%	28.6
10/03/2025 10:00:00	32.8	42	50	40	34.0	26.0%	26.1
10/03/2025 11:00:00	31.7	40	47	40	33.0	21.3%	26.4
10/03/2025 12:00:00	32.1	30	35	40	33.1	22.9%	26.1
10/03/2025 13:00:00	32.8	39	46	45	34.2	26.1%	25.7
10/03/2025 14:00:00	31.5	38	45	35	32.5	22.2%	24.2
10/03/2025 15:00:00	33.6	37	43	40	33.6	32.6%	26.4
10/03/2025 16:00:00	34.4	37	43	40	33.5	46.5%	28.6
10/03/2025 17:00:00	34.5	59	69	40	33.4	58.0%	29.6
10/03/2025 18:00:00	34.4	46	54	40	33.8	42.6%	28.5
10/03/2025 19:00:00	34.2	31	36	40	33.4	44.4%	28.7
10/03/2025 20:00:00	34.6	15	18	45	33.5	83.3%	32.2
10/03/2025 21:00:00	37.5	9	11	45	35.0	72.7%	31.6
10/03/2025 22:00:00	35.0	6	7	40	33.3	85.7%	32.1
10/03/2025 23:00:00	40.0	6	7	45	35.0	85.7%	32.9

Incoming Summary
Broadmarston

from Sat-Mar-01-2025-12-00-AM to Wed-Mar-19-2025-11-59-AM

11/03/2025 00:00:00	40.0	1	1	40	37.5	100.0%	37.0
11/03/2025 01:00:00	0.0	0	0	0	0.0	0.0%	0.0
11/03/2025 02:00:00	0.0	0	0	0	0.0	0.0%	0.0
11/03/2025 03:00:00	0.0	0	0	0	0.0	0.0%	0.0
11/03/2025 04:00:00	40.0	1	1	40	37.5	100.0%	37.0
11/03/2025 05:00:00	42.5	4	5	45	40.0	80.0%	36.0
11/03/2025 06:00:00	40.0	6	7	45	36.5	71.4%	33.4
11/03/2025 07:00:00	38.3	14	17	45	35.6	76.5%	32.7
11/03/2025 08:00:00	37.4	55	65	45	35.2	53.8%	30.2
11/03/2025 09:00:00	36.2	66	78	45	34.6	52.6%	30.2
11/03/2025 10:00:00	33.1	42	50	40	33.4	32.0%	27.5
11/03/2025 11:00:00	33.5	46	54	40	33.7	31.5%	27.9
11/03/2025 12:00:00	33.6	47	55	45	34.4	29.1%	27.3
11/03/2025 13:00:00	33.4	54	63	40	33.5	31.7%	28.1
11/03/2025 14:00:00	35.0	37	43	45	34.1	58.1%	30.1
11/03/2025 15:00:00	35.0	55	65	45	35.3	38.5%	29.1
11/03/2025 16:00:00	35.5	54	63	40	34.5	39.7%	27.9
11/03/2025 17:00:00	34.0	54	64	40	33.7	40.6%	28.4
11/03/2025 18:00:00	34.4	72	85	45	34.4	40.0%	28.6
11/03/2025 19:00:00	33.8	43	51	45	33.3	47.1%	29.5
11/03/2025 20:00:00	36.7	20	23	50	34.8	56.5%	30.7
11/03/2025 21:00:00	33.3	9	11	40	33.8	36.4%	29.0
11/03/2025 22:00:00	35.0	10	12	45	34.6	58.3%	31.4
11/03/2025 23:00:00	38.3	6	7	40	35.0	85.7%	32.9
12/03/2025 00:00:00	35.0	2	2	35	32.5	100.0%	32.0
12/03/2025 01:00:00	40.0	1	1	40	37.5	100.0%	37.0
12/03/2025 02:00:00	40.0	1	1	40	37.5	100.0%	37.0
12/03/2025 03:00:00	40.0	1	1	40	37.5	100.0%	37.0
12/03/2025 04:00:00	40.0	1	1	40	37.5	100.0%	37.0
12/03/2025 05:00:00	40.0	2	2	40	35.0	100.0%	34.5
12/03/2025 06:00:00	38.3	11	13	45	35.6	61.5%	31.7
12/03/2025 07:00:00	37.5	16	19	55	36.1	57.9%	31.4
12/03/2025 08:00:00	37.5	57	67	50	35.0	65.7%	32.0
12/03/2025 09:00:00	35.8	72	85	45	34.9	42.4%	29.3
12/03/2025 10:00:00	34.0	55	65	40	33.7	40.0%	28.7
12/03/2025 11:00:00	33.3	52	61	40	34.0	27.9%	26.3
12/03/2025 12:00:00	33.9	42	50	40	33.4	44.0%	28.8
12/03/2025 13:00:00	34.4	47	55	50	34.6	43.6%	29.4
12/03/2025 14:00:00	34.1	43	51	45	34.1	43.1%	28.2
12/03/2025 15:00:00	37.5	49	58	45	36.4	39.7%	30.3
12/03/2025 16:00:00	33.7	54	63	40	33.4	36.5%	28.0
12/03/2025 17:00:00	36.7	55	65	45	35.2	46.2%	29.2
12/03/2025 18:00:00	36.9	52	61	45	34.5	62.3%	30.9
12/03/2025 19:00:00	36.0	29	34	45	34.8	44.1%	29.0
12/03/2025 20:00:00	36.7	17	20	45	34.8	55.0%	30.4
12/03/2025 21:00:00	40.0	6	7	50	36.7	85.7%	35.0
12/03/2025 22:00:00	35.0	6	7	40	33.8	57.1%	30.1
12/03/2025 23:00:00	33.3	3	4	35	32.5	75.0%	31.0

Incoming Summary
Broadmarston

from Sat-Mar-01-2025-12-00-AM to Wed-Mar-19-2025-11-59-AM

13/03/2025 00:00:00	40.0	1	1	40	37.5	100.0%	37.0
13/03/2025 01:00:00	0.0	0	0	0	0.0	0.0%	0.0
13/03/2025 02:00:00	35.0	1	1	35	32.5	100.0%	32.0
13/03/2025 03:00:00	0.0	0	0	0	0.0	0.0%	0.0
13/03/2025 04:00:00	0.0	0	0	0	0.0	0.0%	0.0
13/03/2025 05:00:00	45.0	2	2	45	42.5	100.0%	42.0
13/03/2025 06:00:00	40.0	10	12	50	37.0	91.7%	35.0
13/03/2025 07:00:00	37.9	15	18	40	35.2	72.2%	31.9
13/03/2025 08:00:00	35.9	60	71	45	34.6	50.7%	29.8
13/03/2025 09:00:00	36.0	60	71	45	34.7	50.7%	29.8
13/03/2025 10:00:00	33.6	53	62	45	33.6	35.5%	27.4
13/03/2025 11:00:00	34.4	42	49	45	35.4	28.6%	27.7
13/03/2025 12:00:00	33.7	38	45	45	33.6	40.0%	28.4
13/03/2025 13:00:00	36.7	42	50	45	35.0	52.0%	29.2
13/03/2025 14:00:00	34.4	40	47	45	33.9	44.7%	29.4
13/03/2025 15:00:00	35.6	48	57	45	34.6	49.1%	29.3
13/03/2025 16:00:00	34.3	57	67	45	33.9	41.8%	28.2
13/03/2025 17:00:00	35.8	39	46	50	35.7	37.0%	28.0
13/03/2025 18:00:00	35.0	42	50	45	34.7	46.0%	29.6
13/03/2025 19:00:00	35.0	35	41	40	34.1	46.3%	29.6
13/03/2025 20:00:00	34.2	18	21	40	33.8	38.1%	28.9
13/03/2025 21:00:00	36.7	19	22	50	35.2	50.0%	29.9
13/03/2025 22:00:00	33.3	9	11	40	33.8	36.4%	28.5
13/03/2025 23:00:00	37.5	4	5	40	35.8	60.0%	31.0
14/03/2025 00:00:00	35.0	1	1	35	32.5	100.0%	32.0
14/03/2025 01:00:00	40.0	1	1	40	37.5	100.0%	37.0
14/03/2025 02:00:00	0.0	0	0	0	0.0	0.0%	0.0
14/03/2025 03:00:00	0.0	0	0	0	0.0	0.0%	0.0
14/03/2025 04:00:00	50.0	1	1	50	47.5	100.0%	47.0
14/03/2025 05:00:00	40.0	1	1	40	37.5	100.0%	37.0
14/03/2025 06:00:00	38.3	3	4	40	37.5	75.0%	32.0
14/03/2025 07:00:00	41.7	13	15	45	36.4	60.0%	31.3
14/03/2025 08:00:00	35.0	51	60	45	34.6	43.3%	29.7
14/03/2025 09:00:00	35.0	60	71	45	34.3	47.9%	29.4
14/03/2025 10:00:00	34.7	54	64	50	34.7	42.2%	29.4
14/03/2025 11:00:00	35.8	45	53	45	34.8	49.1%	29.6
14/03/2025 12:00:00	33.5	47	55	40	33.7	30.9%	27.7
14/03/2025 13:00:00	36.9	39	46	45	34.9	54.3%	29.7
14/03/2025 14:00:00	33.6	28	33	40	33.3	39.4%	28.2
14/03/2025 15:00:00	37.5	32	38	45	34.8	68.4%	31.6
14/03/2025 16:00:00	35.7	37	44	45	34.6	47.7%	28.9
14/03/2025 17:00:00	36.7	24	28	45	34.6	60.7%	31.1
14/03/2025 18:00:00	34.4	24	28	40	33.9	39.3%	27.9
14/03/2025 19:00:00	35.0	28	33	40	34.2	45.5%	28.6
14/03/2025 20:00:00	35.0	15	18	40	34.0	55.6%	30.1
14/03/2025 21:00:00	31.7	9	11	35	32.5	27.3%	28.1
14/03/2025 22:00:00	34.2	15	18	40	33.8	44.4%	29.5
14/03/2025 23:00:00	0.0	0	0	0	0.0	0.0%	0.0

Incoming Summary
Broadmarston

from Sat-Mar-01-2025-12-00-AM to Wed-Mar-19-2025-11-59-AM

15/03/2025 00:00:00	40.0	2	2	40	35.0	100.0%	34.5
15/03/2025 01:00:00	0.0	0	0	0	0.0	0.0%	0.0
15/03/2025 02:00:00	0.0	0	0	0	0.0	0.0%	0.0
15/03/2025 03:00:00	30.0	2	2	30	0.0	0.0%	24.5
15/03/2025 04:00:00	0.0	0	0	0	0.0	0.0%	0.0
15/03/2025 05:00:00	40.0	1	1	40	37.5	100.0%	37.0
15/03/2025 06:00:00	40.0	2	2	40	35.0	100.0%	34.5
15/03/2025 07:00:00	35.0	5	6	40	34.2	50.0%	28.0
15/03/2025 08:00:00	37.5	11	13	40	34.7	69.2%	31.8
15/03/2025 09:00:00	37.5	16	19	45	35.2	57.9%	30.6
15/03/2025 10:00:00	36.4	27	32	40	35.0	43.8%	27.6
15/03/2025 11:00:00	34.3	26	31	45	35.2	35.5%	28.1
15/03/2025 12:00:00	35.0	27	32	40	34.4	40.6%	28.6
15/03/2025 13:00:00	40.0	27	32	55	37.0	62.5%	31.1
15/03/2025 14:00:00	33.3	27	32	40	33.4	34.4%	26.9
15/03/2025 15:00:00	33.9	24	28	40	33.4	39.3%	28.1
15/03/2025 16:00:00	33.3	26	30	40	33.0	33.3%	26.4
15/03/2025 17:00:00	36.7	16	19	45	34.6	63.2%	30.9
15/03/2025 18:00:00	34.0	18	21	40	33.9	33.3%	28.6
15/03/2025 19:00:00	36.7	12	14	40	35.0	42.9%	27.0
15/03/2025 20:00:00	35.0	11	13	40	35.0	30.8%	28.6
15/03/2025 21:00:00	33.8	8	9	35	32.5	44.4%	27.6
15/03/2025 22:00:00	30.0	1	1	30	0.0	0.0%	27.0
15/03/2025 23:00:00	35.0	1	1	35	32.5	100.0%	32.0
16/03/2025 00:00:00	35.0	3	3	35	32.5	33.3%	28.7
16/03/2025 01:00:00	35.0	3	3	35	32.5	100.0%	32.3
16/03/2025 02:00:00	0.0	0	0	0	0.0	0.0%	0.0
16/03/2025 03:00:00	30.0	1	1	30	0.0	0.0%	27.0
16/03/2025 04:00:00	0.0	0	0	0	0.0	0.0%	0.0
16/03/2025 05:00:00	45.0	1	1	45	42.5	100.0%	42.0
16/03/2025 06:00:00	35.0	2	2	35	32.5	50.0%	29.5
16/03/2025 07:00:00	35.0	2	2	35	32.5	50.0%	29.5
16/03/2025 08:00:00	45.0	8	9	50	36.8	77.8%	30.3
16/03/2025 09:00:00	38.3	13	15	45	35.6	53.3%	29.8
16/03/2025 10:00:00	33.0	17	20	45	34.2	30.0%	28.1
16/03/2025 11:00:00	34.0	24	28	40	34.4	28.6%	27.6
16/03/2025 12:00:00	33.3	25	29	40	33.0	34.5%	26.5
16/03/2025 13:00:00	35.0	20	24	45	35.3	37.5%	27.4
16/03/2025 14:00:00	34.6	24	28	40	33.4	57.1%	28.4
16/03/2025 15:00:00	35.0	18	21	45	34.3	52.4%	28.9
16/03/2025 16:00:00	33.8	20	24	40	34.6	29.2%	26.3
16/03/2025 17:00:00	35.0	23	27	40	34.2	44.4%	27.6
16/03/2025 18:00:00	33.3	14	17	40	34.5	29.4%	29.0
16/03/2025 19:00:00	33.8	15	18	40	34.2	33.3%	27.5
16/03/2025 20:00:00	37.5	10	12	50	36.7	50.0%	27.8
16/03/2025 21:00:00	32.5	7	8	35	32.5	25.0%	25.9
16/03/2025 22:00:00	30.0	1	1	30	0.0	0.0%	27.0
16/03/2025 23:00:00	40.0	3	3	40	35.0	66.7%	32.0

Incoming Summary
Broadmarston

from Sat-Mar-01-2025-12-00-AM to Wed-Mar-19-2025-11-59-AM

17/03/2025 00:00:00	0.0	0	0	0	0.0	0.0%	0.0
17/03/2025 01:00:00	0.0	0	0	0	0.0	0.0%	0.0
17/03/2025 02:00:00	0.0	0	0	0	0.0	0.0%	0.0
17/03/2025 03:00:00	0.0	0	0	0	0.0	0.0%	0.0
17/03/2025 04:00:00	45.0	1	1	45	42.5	100.0%	42.0
17/03/2025 05:00:00	50.0	2	2	50	40.0	100.0%	39.5
17/03/2025 06:00:00	35.0	7	8	40	34.2	37.5%	25.9
17/03/2025 07:00:00	38.3	14	17	55	37.0	64.7%	31.4
17/03/2025 08:00:00	35.0	27	32	45	34.2	56.3%	30.2
17/03/2025 09:00:00	34.2	35	41	45	33.4	53.7%	30.0
17/03/2025 10:00:00	36.0	26	31	45	35.2	41.9%	28.8
17/03/2025 11:00:00	35.0	16	19	40	34.4	42.1%	29.2
17/03/2025 12:00:00	34.4	22	26	40	33.9	42.3%	28.9
17/03/2025 13:00:00	33.3	18	21	40	33.2	33.3%	28.4
17/03/2025 14:00:00	35.0	24	28	40	34.2	42.9%	28.8
17/03/2025 15:00:00	33.0	26	30	45	34.6	23.3%	26.8
17/03/2025 16:00:00	35.0	30	35	45	35.8	34.3%	29.0
17/03/2025 17:00:00	34.2	38	45	55	35.1	37.8%	27.5
17/03/2025 18:00:00	33.5	28	33	45	33.8	36.4%	27.9
17/03/2025 19:00:00	36.0	24	28	40	35.0	35.7%	26.7
17/03/2025 20:00:00	31.7	10	12	35	32.5	25.0%	28.1
17/03/2025 21:00:00	35.0	8	10	40	34.5	50.0%	27.7
17/03/2025 22:00:00	30.0	1	1	30	0.0	0.0%	27.0
17/03/2025 23:00:00	45.0	1	1	45	42.5	100.0%	42.0
18/03/2025 00:00:00	30.0	2	2	30	0.0	0.0%	27.0
18/03/2025 01:00:00	0.0	0	0	0	0.0	0.0%	0.0
18/03/2025 02:00:00	40.0	2	2	40	35.0	100.0%	34.5
18/03/2025 03:00:00	0.0	0	0	0	0.0	0.0%	0.0
18/03/2025 04:00:00	0.0	0	0	0	0.0	0.0%	0.0
18/03/2025 05:00:00	0.0	0	0	0	0.0	0.0%	0.0
18/03/2025 06:00:00	45.0	7	8	50	38.5	62.5%	32.0
18/03/2025 07:00:00	38.8	6	7	40	35.8	85.7%	31.4
18/03/2025 08:00:00	38.6	36	42	45	35.8	54.8%	30.2
18/03/2025 09:00:00	35.0	38	45	45	34.4	46.7%	29.2
18/03/2025 10:00:00	35.0	30	35	45	34.5	42.9%	29.0
18/03/2025 11:00:00	35.0	21	25	45	34.8	44.0%	29.4
18/03/2025 12:00:00	37.1	28	33	45	35.0	54.5%	29.2
18/03/2025 13:00:00	37.5	20	23	45	34.8	56.5%	29.8
18/03/2025 14:00:00	36.2	29	34	45	35.6	38.2%	28.7
18/03/2025 15:00:00	36.2	24	28	50	34.8	53.6%	30.5
18/03/2025 16:00:00	35.0	34	40	45	34.1	55.0%	30.3
18/03/2025 17:00:00	37.1	36	42	45	35.3	47.6%	29.1
18/03/2025 18:00:00	37.5	34	40	45	35.2	55.0%	30.6
18/03/2025 19:00:00	33.3	22	26	45	33.5	38.5%	28.2
18/03/2025 20:00:00	33.8	10	12	40	33.5	41.7%	28.0
18/03/2025 21:00:00	34.3	10	12	45	33.8	66.7%	30.5
18/03/2025 22:00:00	30.0	4	5	40	37.5	20.0%	24.0
18/03/2025 23:00:00	35.0	3	3	35	32.5	33.3%	27.0

Incoming Summary
Broadmarston

from Sat-Mar-01-2025-12-00-AM to Wed-Mar-19-2025-11-59-AM

19/03/2025 00:00:00	40.0	1	1	40	37.5	100.0%	37.0
19/03/2025 01:00:00	37.5	3	4	40	35.0	100.0%	35.0
19/03/2025 02:00:00	45.0	1	1	45	42.5	100.0%	42.0
19/03/2025 03:00:00	0.0	0	0	0	0.0	0.0%	0.0
19/03/2025 04:00:00	45.0	1	1	45	42.5	100.0%	42.0
19/03/2025 05:00:00	30.0	1	1	30	0.0	0.0%	27.0
19/03/2025 06:00:00	38.3	5	6	40	37.5	50.0%	25.7
19/03/2025 07:00:00	38.0	12	14	40	36.1	50.0%	29.2
19/03/2025 08:00:00	38.3	26	30	45	36.3	40.0%	28.7
19/03/2025 09:00:00	38.5	40	47	45	36.1	53.2%	30.7
19/03/2025 10:00:00	33.9	33	39	40	34.0	33.3%	28.0
19/03/2025 11:00:00	35.0	14	16	45	34.6	43.8%	28.8
19/03/2025 12:00:00	0.0	0	0	0	0.0	0.0%	0.0

Incoming Summary
Broadmarston

from Sat-Mar-01-2025-12-00-AM to Wed-Mar-19-2025-11-59-AM

Day/Time Ending	85th pctl (MPH)	85th pctl cnts	Total Cnts	Max Speed	Avg Speeder	% Speeders	Avg Speed
02/03/2025 00:00:00	34.7	281	331	45	34.1	45.0%	28.4
03/03/2025 00:00:00	36.6	241	283	55	35.3	44.5%	28.5
04/03/2025 00:00:00	36.4	397	467	50	34.8	49.3%	29.2
05/03/2025 00:00:00	36.6	461	542	50	34.9	53.7%	29.7
06/03/2025 00:00:00	36.9	379	446	55	35.1	51.1%	29.5
07/03/2025 00:00:00	36.0	397	467	70	35.0	49.3%	29.4
08/03/2025 00:00:00	34.8	731	860	55	34.5	41.7%	28.6
09/03/2025 00:00:00	36.4	634	746	50	34.9	51.2%	29.7
10/03/2025 00:00:00	34.9	469	552	50	34.4	47.5%	28.9
11/03/2025 00:00:00	34.4	580	682	55	34.2	42.4%	28.3
12/03/2025 00:00:00	34.9	698	821	50	34.4	43.7%	29.1
13/03/2025 00:00:00	35.6	673	792	55	34.7	46.7%	29.5
14/03/2025 00:00:00	35.4	637	749	50	34.6	45.7%	29.1
15/03/2025 00:00:00	35.5	530	624	50	34.6	47.4%	29.5
16/03/2025 00:00:00	35.3	290	341	55	34.7	44.3%	28.6
17/03/2025 00:00:00	34.6	249	293	50	34.5	41.3%	28.0
18/03/2025 00:00:00	34.7	360	423	55	34.7	41.4%	28.7
19/03/2025 00:00:00	36.5	394	463	50	34.9	50.1%	29.6
19/03/2025 11:59:59	37.5	135	159	45	35.8	45.9%	29.4

Incoming Weekly Counts
Broadmarston

from Sat-Mar-01-2025-12-00-AM to Wed-Mar-19-2025-11-59-AM

	24/02/2025	to	02/03/2025							
	Monday	Tuesday	Wednesday	Thursday	Friday	Saturday	Sunday	Week	Weekend	Week Day 85%
Hour	24/02/2025	25/02/2025	26/02/2025	27/02/2025	28/02/2025	01/03/2025	02/03/2025	Day Avg	Avg	Avg Speed
0 - 1	*	*	*	*	*	3	0	0	1.5	0
1 - 2	*	*	*	*	*	2	0	0	1	0
2 - 3	*	*	*	*	*	1	1	0	1	0
3 - 4	*	*	*	*	*	4	0	0	2	0
4 - 5	*	*	*	*	*	1	1	0	1	0
5 - 6	*	*	*	*	*	1	2	0	1.5	0
6 - 7	*	*	*	*	*	2	1	0	1.5	0
7 - 8	*	*	*	*	*	19	11	0	15	0
8 - 9	*	*	*	*	*	18	18	0	18	0
9 - 10	*	*	*	*	*	21	11	0	16	0
10 - 11	*	*	*	*	*	32	19	0	25.5	0
11 - 12	*	*	*	*	*	50	23	0	36.5	0
12 - 13	*	*	*	*	*	29	32	0	30.5	0
13 - 14	*	*	*	*	*	23	23	0	23	0
14 - 15	*	*	*	*	*	16	23	0	19.5	0
15 - 16	*	*	*	*	*	25	28	0	26.5	0
16 - 17	*	*	*	*	*	20	34	0	27	0
17 - 18	*	*	*	*	*	21	20	0	20.5	0
18 - 19	*	*	*	*	*	14	17	0	15.5	0
19 - 20	*	*	*	*	*	12	9	0	10.5	0
20 - 21	*	*	*	*	*	8	3	0	5.5	0
21 - 22	*	*	*	*	*	7	3	0	5	0
22 - 23	*	*	*	*	*	0	4	0	2	0
23 - 24	*	*	*	*	*	2	0	0	1	0
Totals	0	0	0	0	0	331	283			
% of Total	0%	0%	0%	0%	0%	53.91%	46.09%			

Incoming Weekly Counts
Broadmarston

from Sat-Mar-01-2025-12-00-AM to Wed-Mar-19-2025-11-59-AM

	03/03/2025	to	09/03/2025							
	Monday	Tuesday	Wednesday	Thursday	Friday	Saturday	Sunday	Week	Weekend	Week Day 85%
Hour	03/03/2025	04/03/2025	05/03/2025	06/03/2025	07/03/2025	08/03/2025	09/03/2025	Day Avg	Avg	Avg Speed
0 - 1	0	0	1	2	0	1	6	0.6	3.5	30
1 - 2	0	1	0	0	1	1	1	0.4	1	32.5
2 - 3	0	0	0	0	0	0	1	0	0.5	0
3 - 4	0	0	0	1	0	1	1	0.2	1	70
4 - 5	1	1	2	2	2	2	0	1.6	1	44
5 - 6	8	7	3	5	2	1	2	5	1.5	40.5
6 - 7	13	17	11	11	9	10	2	12.2	6	38.86
7 - 8	36	36	36	42	32	34	12	36.4	23	38.62
8 - 9	43	50	48	45	53	44	23	47.8	33.5	35.44
9 - 10	30	57	30	37	66	80	44	44	62	35.58
10 - 11	32	45	19	22	63	82	54	36.2	68	34.68
11 - 12	34	40	28	28	67	67	50	39.4	58.5	36.98
12 - 13	30	27	39	23	73	77	60	38.4	68.5	34.78
13 - 14	30	35	28	29	56	38	55	35.6	46.5	34.04
14 - 15	38	38	27	34	71	58	43	41.6	50.5	35.6
15 - 16	33	44	53	37	78	45	52	49	48.5	35.5
16 - 17	45	48	36	48	89	60	41	53.2	50.5	35.66
17 - 18	39	45	34	39	71	49	34	45.6	41.5	36.76
18 - 19	25	17	26	31	48	36	33	29.4	34.5	35.78
19 - 20	14	13	14	17	30	22	16	17.6	19	35.24
20 - 21	10	12	3	8	19	16	8	10.4	12	34.96
21 - 22	4	6	7	3	17	10	8	7.4	9	34.52
22 - 23	2	3	1	3	7	7	3	3.2	5	42
23 - 24	0	0	0	0	6	5	3	1.2	4	35
Totals	467	542	446	467	860	746	552			
% of Total	11.45%	13.28%	10.93%	11.45%	21.08%	18.28%	13.53%			

Incoming Weekly Counts
Broadmarston

from Sat-Mar-01-2025-12-00-AM to Wed-Mar-19-2025-11-59-AM

	10/03/2025	to	16/03/2025							
	Monday	Tuesday	Wednesday	Thursday	Friday	Saturday	Sunday	Week	Weekend	Week Day 85%
Hour	10/03/2025	11/03/2025	12/03/2025	13/03/2025	14/03/2025	15/03/2025	16/03/2025	Day Avg	Avg	Avg Speed
0 - 1	1	0	1	0	1	0	3	0.6	1.5	43.33
1 - 2	0	0	1	1	0	0	0	0.4	0	37.5
2 - 3	0	0	1	0	0	2	1	0.2	1.5	40
3 - 4	0	1	1	0	1	0	0	0.6	0	43.33
4 - 5	5	5	2	2	1	1	1	3	1	42.5
5 - 6	12	7	13	12	4	2	2	9.6	2	39.66
6 - 7	17	17	19	18	15	6	2	17.2	4	39.48
7 - 8	55	65	67	71	60	13	9	63.6	11	36.3
8 - 9	80	78	85	71	71	19	15	77	17	35.48
9 - 10	50	50	65	62	64	32	20	58.2	26	33.64
10 - 11	47	54	61	49	53	31	28	52.8	29.5	33.74
11 - 12	35	55	50	45	55	32	29	48	30.5	33.36
12 - 13	46	63	55	50	46	32	24	52	28	34.84
13 - 14	45	43	51	47	33	32	28	43.8	30	33.72
14 - 15	43	65	58	57	38	28	21	52.2	24.5	35.84
15 - 16	43	63	63	67	44	30	24	56	27	34.72
16 - 17	69	64	65	46	28	19	27	54.4	23	35.54
17 - 18	54	85	61	50	28	21	17	55.6	19	35.02
18 - 19	36	51	34	41	33	14	18	39	16	34.8
19 - 20	18	23	20	21	18	13	12	20	12.5	35.44
20 - 21	11	11	7	22	11	9	8	12.4	8.5	35.84
21 - 22	7	12	7	11	18	1	1	11	1	34.5
22 - 23	7	7	4	5	0	1	3	4.6	2	37.28
23 - 24	1	2	1	1	2	3	0	1.4	1.5	38
Totals	682	821	792	749	624	341	293			
% of Total	15.85%	19.08%	18.41%	17.41%	14.5%	7.93%	6.81%			

Incoming Weekly Counts
Broadmarston

from Sat-Mar-01-2025-12-00-AM to Wed-Mar-19-2025-11-59-AM

	17/03/2025	to	23/03/2025							
	Monday	Tuesday	Wednesday	Thursday	Friday	Saturday	Sunday	Week	Weekend	Week Day 85%
Hour	17/03/2025	18/03/2025	19/03/2025	20/03/2025	21/03/2025	22/03/2025	23/03/2025	Day Avg	Avg	Avg Speed
0 - 1	0	0	4	*	*	*	*	1.33	0	37.5
1 - 2	0	2	1	*	*	*	*	1	0	42.5
2 - 3	0	0	0	*	*	*	*	0	0	0
3 - 4	1	0	1	*	*	*	*	0.67	0	45
4 - 5	2	0	1	*	*	*	*	1	0	40
5 - 6	8	8	6	*	*	*	*	7.33	0	39.43
6 - 7	17	7	14	*	*	*	*	12.67	0	38.37
7 - 8	32	42	30	*	*	*	*	34.67	0	37.3
8 - 9	41	45	47	*	*	*	*	44.33	0	35.9
9 - 10	31	35	39	*	*	*	*	35	0	34.97
10 - 11	19	25	16	*	*	*	*	20	0	35
11 - 12	26	33	0	*	*	*	*	19.67	0	35.75
12 - 13	21	23	*	*	*	*	*	22	0	35.4
13 - 14	28	34	*	*	*	*	*	31	0	35.6
14 - 15	30	28	*	*	*	*	*	29	0	34.6
15 - 16	35	40	*	*	*	*	*	37.5	0	35
16 - 17	45	42	*	*	*	*	*	43.5	0	35.65
17 - 18	33	40	*	*	*	*	*	36.5	0	35.5
18 - 19	28	26	*	*	*	*	*	27	0	34.65
19 - 20	12	12	*	*	*	*	*	12	0	32.75
20 - 21	10	12	*	*	*	*	*	11	0	34.65
21 - 22	1	5	*	*	*	*	*	3	0	30
22 - 23	1	3	*	*	*	*	*	2	0	40
23 - 24	2	1	*	*	*	*	*	1.5	0	35
Totals	423	463	159	0	0	0	0			
% of Total	40.48%	44.31%	15.22%	0%	0%	0%	0%			

Incoming Monthly Counts
Broadmarston

from Sat-Mar-01-2025-12-00-AM to Wed-Mar-19-2025-11-59-AM

	Mar 2025									
Hour	Monday	Tuesday	Wednesday	Thursday	Friday	Saturday	Sunday	Week Day Avg	Weekend Avg	Week Day 85% Avg Speed
0 - 1	1	0	6	2	1	4	9	2	6.5	39.58
1 - 2	0	3	2	1	1	3	1	1.4	2	38.75
2 - 3	0	0	1	0	0	3	3	0.2	3	40
3 - 4	1	1	2	1	1	5	1	1.2	3	50
4 - 5	8	6	5	4	3	4	2	5.2	3	44.16
5 - 6	28	22	22	17	6	4	6	19	5	40.42
6 - 7	47	41	44	29	24	18	5	37	11.5	39.32
7 - 8	123	143	133	113	92	66	32	120.8	49	37.38
8 - 9	164	173	180	116	124	81	56	151.4	68.5	35.6
9 - 10	111	142	134	99	130	133	75	123.2	104	34.62
10 - 11	98	124	96	71	116	145	101	101	123	34.12
11 - 12	95	128	78	73	122	149	102	99.2	125.5	34.86
12 - 13	97	113	94	73	119	138	116	99.2	127	34.56
13 - 14	103	112	79	76	89	93	106	91.8	99.5	34.06
14 - 15	111	131	85	91	109	102	87	105.4	94.5	35.74
15 - 16	111	147	116	104	122	100	104	120	102	34.86
16 - 17	159	154	101	94	117	99	102	125	100.5	35.34
17 - 18	126	170	95	89	99	91	71	115.8	81	35.9
18 - 19	89	94	60	72	81	64	68	79.2	66	35.2
19 - 20	44	48	34	38	48	47	37	42.4	42	35.22
20 - 21	31	35	10	30	30	33	19	27.2	26	35.86
21 - 22	12	23	14	14	35	18	12	19.6	15	35.22
22 - 23	10	13	5	8	7	8	10	8.6	9	37.66
23 - 24	3	3	1	1	8	10	3	3.2	6.5	38.5
Totals	1572	1826	1397	1216	1484	1418	1128			
% of Total	15.66%	18.19%	13.91%	12.11%	14.78%	14.12%	11.23%			

Incoming Weekly Speeds
Broadmarston

from Sat-Mar-01-2025-12-00-AM to Wed-Mar-19-2025-11-59-AM

	24/02/2025	to	02/03/2025							
	Monday	Tuesday	Wednesday	Thursday	Friday	Saturday	Sunday	Week	Weekend	Week Day 85%
Hour	24/02/2025	25/02/2025	26/02/2025	27/02/2025	28/02/2025	01/03/2025	02/03/2025	Day Avg	Avg	Avg Speed
0 - 1	*	*	*	*	*	22	0	0	22	0
1 - 2	*	*	*	*	*	22	0	0	22	0
2 - 3	*	*	*	*	*	32	27	0	29.5	0
3 - 4	*	*	*	*	*	24.75	0	0	24.75	0
4 - 5	*	*	*	*	*	37	37	0	37	0
5 - 6	*	*	*	*	*	37	32	0	33.67	0
6 - 7	*	*	*	*	*	19.5	37	0	25.33	0
7 - 8	*	*	*	*	*	28.37	30.82	0	29.27	0
8 - 9	*	*	*	*	*	31.33	34.06	0	32.69	0
9 - 10	*	*	*	*	*	29.33	31.55	0	30.09	0
10 - 11	*	*	*	*	*	26.88	28.95	0	27.65	0
11 - 12	*	*	*	*	*	27.38	25.35	0	26.74	0
12 - 13	*	*	*	*	*	30.17	26.69	0	28.34	0
13 - 14	*	*	*	*	*	29.91	26.39	0	28.15	0
14 - 15	*	*	*	*	*	24.25	26.74	0	25.72	0
15 - 16	*	*	*	*	*	28.6	28.32	0	28.45	0
16 - 17	*	*	*	*	*	29.5	29.24	0	29.33	0
17 - 18	*	*	*	*	*	27.86	27.85	0	27.85	0
18 - 19	*	*	*	*	*	29.21	29.18	0	29.19	0
19 - 20	*	*	*	*	*	28.83	28.33	0	28.62	0
20 - 21	*	*	*	*	*	29.5	33.67	0	30.64	0
21 - 22	*	*	*	*	*	30	25.33	0	28.6	0
22 - 23	*	*	*	*	*	0	33.5	0	33.5	0
23 - 24	*	*	*	*	*	29.5	0	0	29.5	0
Totals	0	0	0	0	0	28.4	28.5			
% of Total	0%	0%	0%	0%	0%	49.91%	50.09%			

Incoming Weekly Speeds
Broadmarston

from Sat-Mar-01-2025-12-00-AM to Wed-Mar-19-2025-11-59-AM

	03/03/2025	to	09/03/2025							
	Monday	Tuesday	Wednesday	Thursday	Friday	Saturday	Sunday	Week	Weekend	Week Day 85%
Hour	03/03/2025	04/03/2025	05/03/2025	06/03/2025	07/03/2025	08/03/2025	09/03/2025	Day Avg	Avg	Avg Speed
0 - 1	0	0	27	24.5	0	32	29.67	25.33	30	30
1 - 2	0	27	0	0	32	7	37	29.5	22	32.5
2 - 3	0	0	0	0	0	0	32	0	32	0
3 - 4	0	0	0	67	0	32	47	67	39.5	70
4 - 5	42	37	39.5	27	42	37	0	37	37	44
5 - 6	28.38	32	28.67	31	27	37	29.5	29.84	32	40.5
6 - 7	27.77	31.65	30.18	31.09	36	33.1	34.5	31.1	33.33	38.86
7 - 8	32.92	30.19	30.56	31.24	29.53	32.94	30	30.93	32.17	38.62
8 - 9	29.88	29.5	28.96	27.69	30.09	34.48	34.17	29.25	34.37	35.44
9 - 10	28.7	31.35	28.87	30.32	27.18	28.71	25.52	29.23	27.58	35.58
10 - 11	26.53	29.96	31.89	25.27	27.43	28.91	26.8	28.1	28.07	34.68
11 - 12	25.85	29.6	30.75	29.79	29.04	29.04	28.96	28.95	29.01	36.98
12 - 13	26.93	30.67	30.46	26.48	27.04	29.32	27.95	28.16	28.72	34.78
13 - 14	27.83	27.49	24.68	29.9	28.09	29.11	28.6	27.69	28.81	34.04
14 - 15	27.66	26.13	31.26	28.97	30.48	29.47	28.67	29.02	29.13	35.6
15 - 16	31.36	30.45	28.53	30.08	27.49	28.18	28.17	29.16	28.18	35.5
16 - 17	31	28.35	30.28	29.27	27.51	27.38	29.8	28.94	28.37	35.66
17 - 18	30.44	29.93	29.06	29.36	29.01	29.76	30.09	29.5	29.89	36.76
18 - 19	29.2	30	30.42	30.87	27.98	30.53	30.09	29.46	30.32	35.78
19 - 20	28.57	30.77	29.93	28.12	30.53	31.73	32.12	29.69	31.89	35.24
20 - 21	32	28.33	28.67	32.12	28.53	30.25	32.88	29.71	31.12	34.96
21 - 22	29.5	29.67	25	23.67	29.35	30.6	30.25	28.14	30.44	34.52
22 - 23	39.5	35.33	42	33.67	32.86	30	28.67	34.88	29.6	42
23 - 24	0	0	0	0	32.17	32	30.33	32.17	31.38	35
Totals	29.2	29.7	29.6	29.4	28.6	29.7	28.9			
% of Total	14.24%	14.48%	14.43%	14.33%	13.94%	14.48%	14.09%			

Incoming Weekly Speeds
Broadmarston

from Sat-Mar-01-2025-12-00-AM to Wed-Mar-19-2025-11-59-AM

	10/03/2025	to	16/03/2025							
	Monday	Tuesday	Wednesday	Thursday	Friday	Saturday	Sunday	Week	Weekend	Week Day 85%
Hour	10/03/2025	11/03/2025	12/03/2025	13/03/2025	14/03/2025	15/03/2025	16/03/2025	Day Avg	Avg	Avg Speed
0 - 1	47	0	37	0	37	0	32.33	40.33	32.33	43.33
1 - 2	0	0	37	32	0	0	0	34.5	0	37.5
2 - 3	0	0	37	0	0	24.5	27	37	25.33	40
3 - 4	0	37	37	0	47	0	0	40.33	0	43.33
4 - 5	42	36	34.5	42	37	37	42	38.67	39.5	42.5
5 - 6	32.17	33.43	31.69	35	32	34.5	29.5	32.92	32	39.66
6 - 7	34.53	32.71	31.42	31.94	31.33	28	29.5	32.38	28.38	39.48
7 - 8	29.8	30.22	31.96	29.79	29.73	31.77	30.33	30.32	31.18	36.3
8 - 9	28.62	30.22	29.32	29.83	29.42	30.58	29.8	29.47	30.24	35.48
9 - 10	26.06	27.52	28.69	27.37	29.41	27.56	28.15	27.91	27.79	33.64
10 - 11	26.36	27.91	26.31	27.69	29.57	28.06	27.64	27.56	27.86	33.74
11 - 12	26.14	27.29	28.78	28.36	27.75	28.56	26.52	27.74	27.59	33.36
12 - 13	25.74	28.14	29.38	29.22	29.74	31.06	27.42	28.47	29.5	34.84
13 - 14	24.16	30.09	28.16	29.45	28.24	26.94	28.43	28	27.63	33.72
14 - 15	26.37	29.09	30.29	29.26	31.63	28.14	28.86	29.32	28.45	35.84
15 - 16	28.56	27.94	27.98	28.19	28.91	26.37	26.25	28.26	26.31	34.72
16 - 17	29.57	28.39	29.2	27.96	31.11	30.89	27.63	29.09	28.98	35.54
17 - 18	28.5	28.65	30.85	29.58	27.93	28.57	29	29.2	28.76	35.02
18 - 19	28.67	29.49	29.03	29.59	28.61	27	27.5	29.13	27.28	34.8
19 - 20	32.22	30.7	30.4	28.86	30.06	28.62	27.83	30.41	28.24	35.44
20 - 21	31.64	29	35	29.86	28.09	27.56	25.88	30.29	26.76	35.84
21 - 22	32.14	31.42	30.14	28.45	29.5	27	27	30.13	27	34.5
22 - 23	32.86	32.86	31	31	0	32	32	32.13	32	37.28
23 - 24	37	32	37	32	34.5	28.67	0	34.14	28.67	38
Totals	28.3	29.1	29.5	29.1	29.5	28.6	28			
% of Total	14%	14.4%	14.6%	14.4%	14.6%	14.15%	13.85%			

Incoming Weekly Speeds
Broadmarston

from Sat-Mar-01-2025-12-00-AM to Wed-Mar-19-2025-11-59-AM

	17/03/2025	to	23/03/2025							
	Monday	Tuesday	Wednesday	Thursday	Friday	Saturday	Sunday	Week	Weekend	Week Day 85%
Hour	17/03/2025	18/03/2025	19/03/2025	20/03/2025	21/03/2025	22/03/2025	23/03/2025	Day Avg	Avg	Avg Speed
0 - 1	0	0	35	*	*	*	*	35	*	37.5
1 - 2	0	34.5	42	*	*	*	*	37	*	42.5
2 - 3	0	0	0	*	*	*	*	*	*	0
3 - 4	42	0	42	*	*	*	*	42	*	45
4 - 5	39.5	0	27	*	*	*	*	35.33	*	40
5 - 6	25.88	32	25.67	*	*	*	*	28.05	*	39.43
6 - 7	31.35	31.43	29.21	*	*	*	*	30.58	*	38.37
7 - 8	30.19	30.19	28.67	*	*	*	*	29.75	*	37.3
8 - 9	30	29.2	30.74	*	*	*	*	29.99	*	35.9
9 - 10	28.81	28.97	28	*	*	*	*	28.56	*	34.97
10 - 11	29.21	29.44	28.75	*	*	*	*	29.18	*	35
11 - 12	28.92	29.21	0	*	*	*	*	29.08	*	35.75
12 - 13	28.43	29.78	*	*	*	*	*	29.14	*	35.4
13 - 14	28.82	28.71	*	*	*	*	*	28.76	*	35.6
14 - 15	26.83	30.5	*	*	*	*	*	28.6	*	34.6
15 - 16	28.97	30.33	*	*	*	*	*	29.69	*	35
16 - 17	27.49	29.1	*	*	*	*	*	28.26	*	35.65
17 - 18	27.94	30.62	*	*	*	*	*	29.41	*	35.5
18 - 19	26.68	28.23	*	*	*	*	*	27.43	*	34.65
19 - 20	28.08	28	*	*	*	*	*	28.04	*	32.75
20 - 21	27.7	30.5	*	*	*	*	*	29.23	*	34.65
21 - 22	27	24	*	*	*	*	*	24.5	*	30
22 - 23	42	27	*	*	*	*	*	30.75	*	40
23 - 24	27	37	*	*	*	*	*	30.33	*	35
Totals	28.7	29.6	29.4	0	0	0	0			
% of Total	32.73%	33.75%	33.52%	0%	0%	0%	0%			

Incoming Monthly Speeds
Broadmarston

from Sat-Mar-01-2025-12-00-AM to Wed-Mar-19-2025-11-59-AM

	Mar 2025							Week	Weekend	Week Day 85%
Hour	Monday	Tuesday	Wednesday	Thursday	Friday	Saturday	Sunday	Day Avg	Avg	Avg Speed
0 - 1	47	0	34	24.5	37	24.5	30.56	33.7	28.69	39.58
1 - 2	0	32	39.5	32	32	17	37	34.14	22	38.75
2 - 3	0	0	37	0	0	27	28.67	37	27.83	40
3 - 4	42	37	39.5	67	47	26.2	47	45.33	29.67	50
4 - 5	41.38	36.17	35	34.5	40.33	37	39.5	37.77	37.83	44.16
5 - 6	29.29	32.45	29.64	33.82	30.33	35.75	30.33	30.98	32.5	40.42
6 - 7	31.51	32.05	30.41	31.62	33.08	29.89	33	31.59	30.57	39.32
7 - 8	30.81	30.2	30.83	30.33	29.66	31.39	30.38	30.41	31.06	37.38
8 - 9	29.3	29.75	29.59	29	29.71	32.86	32.96	29.49	32.91	35.6
9 - 10	27.54	29.42	28.53	28.47	28.28	28.53	27.11	28.49	28.02	34.62
10 - 11	26.97	28.96	27.82	26.94	28.41	28.28	27.44	27.95	27.93	34.12
11 - 12	26.8	28.51	29.49	28.9	28.46	28.38	27.45	28.38	28	34.86
12 - 13	26.69	29.08	29.83	28.36	28.08	29.91	27.49	28.41	28.8	34.56
13 - 14	26.5	28.86	26.92	29.62	28.15	28.56	28.08	27.98	28.3	34.06
14 - 15	26.94	28.53	30.6	29.15	30.88	28.28	28.21	29.12	28.25	35.74
15 - 16	29.52	29.34	28.23	28.87	28	27.74	27.77	28.81	27.75	34.86
16 - 17	29.38	28.57	29.58	28.63	28.37	28.48	29.04	28.91	28.77	35.34
17 - 18	28.95	29.45	30.21	29.48	28.71	29.04	29.2	29.35	29.11	35.9
18 - 19	28.19	29.23	29.63	30.14	28.23	29.47	29.18	29.02	29.32	35.2
19 - 20	29.93	30.04	30.21	28.53	30.35	30.13	29.81	29.84	29.99	35.22
20 - 21	30.48	29.29	33.1	30.47	28.37	29.33	30.05	29.9	29.6	35.86
21 - 22	30.83	29.35	27.57	27.43	29.43	30.17	28.75	29.03	29.6	35.22
22 - 23	35.1	32.08	33.2	32	32.86	30.25	31.6	33.02	31	37.66
23 - 24	30.33	33.67	37	32	32.75	30.5	30.33	32.69	30.46	38.5
Totals	28.7	29.4	29.5	29.2	29	29.1	28.6			
% of Total	14.1%	14.45%	14.5%	14.35%	14.25%	14.3%	14.05%			

Incoming Weekly EightyFifthSpeeds
Broadmarston

from Sat-Mar-01-2025-12-00-AM to Wed-Mar-19-2025-11-59-AM

	24/02/2025	to	02/03/2025							
	Monday	Tuesday	Wednesday	Thursday	Friday	Saturday	Sunday	Week	Weekend	Week Day 85%
Hour	24/02/2025	25/02/2025	26/02/2025	27/02/2025	28/02/2025	01/03/2025	02/03/2025	Day Avg	Avg	Avg Speed
0 - 1	*	*	*	*	*	40	0	0	40	0
1 - 2	*	*	*	*	*	35	0	0	35	0
2 - 3	*	*	*	*	*	35	30	0	32.5	0
3 - 4	*	*	*	*	*	30	0	0	30	0
4 - 5	*	*	*	*	*	40	40	0	40	0
5 - 6	*	*	*	*	*	40	40	0	40	0
6 - 7	*	*	*	*	*	25	40	0	32.5	0
7 - 8	*	*	*	*	*	36.2	34.2	0	35.2	0
8 - 9	*	*	*	*	*	36.7	40	0	38.35	0
9 - 10	*	*	*	*	*	36.2	40	0	38.1	0
10 - 11	*	*	*	*	*	34.4	36.2	0	35.3	0
11 - 12	*	*	*	*	*	32.9	34	0	33.45	0
12 - 13	*	*	*	*	*	36.7	35	0	35.85	0
13 - 14	*	*	*	*	*	34.6	34.2	0	34.4	0
14 - 15	*	*	*	*	*	30	35	0	32.5	0
15 - 16	*	*	*	*	*	34.1	36	0	35.05	0
16 - 17	*	*	*	*	*	34.3	36.7	0	35.5	0
17 - 18	*	*	*	*	*	36.7	35	0	35.85	0
18 - 19	*	*	*	*	*	37.5	34	0	35.75	0
19 - 20	*	*	*	*	*	34.3	37.5	0	35.9	0
20 - 21	*	*	*	*	*	37.5	40	0	38.75	0
21 - 22	*	*	*	*	*	33.8	30	0	31.9	0
22 - 23	*	*	*	*	*	0	40	0	40	0
23 - 24	*	*	*	*	*	35	0	0	35	0
Totals	0	0	0	0	0	805.9	727.8			
% of Total	0%	0%	0%	0%	0%	52.55%	47.45%			

Incoming Weekly EightyFifthSpeeds
Broadmarston

from Sat-Mar-01-2025-12-00-AM to Wed-Mar-19-2025-11-59-AM

	03/03/2025	to	09/03/2025							
	Monday	Tuesday	Wednesday	Thursday	Friday	Saturday	Sunday	Week	Weekend	Week Day 85%
Hour	03/03/2025	04/03/2025	05/03/2025	06/03/2025	07/03/2025	08/03/2025	09/03/2025	Day Avg	Avg	Avg Speed
0 - 1	0	0	30	30	0	35	33.8	30	34.4	30
1 - 2	0	30	0	0	35	10	40	32.5	25	32.5
2 - 3	0	0	0	0	0	0	35	0	35	0
3 - 4	0	0	0	70	0	35	50	70	42.5	70
4 - 5	45	40	45	45	45	40	0	44	40	44
5 - 6	40	47.5	40	40	35	40	35	40.5	37.5	40.5
6 - 7	35	38	38.8	37.5	45	38.3	40	38.86	39.15	38.86
7 - 8	39.6	36.7	38.6	39.4	38.8	40	37.5	38.62	38.75	38.62
8 - 9	36.2	34.7	36	34.7	35.6	41.2	41.2	35.44	41.2	35.44
9 - 10	35	37.9	35	36.9	33.1	34.3	33.8	35.58	34.05	35.58
10 - 11	33.6	35	38.3	33.8	32.7	36.1	33.3	34.68	34.7	34.68
11 - 12	36.4	40	40	34.2	34.3	35	34.2	36.98	34.6	36.98
12 - 13	33.3	38	35.8	32.5	34.3	35	34.1	34.78	34.55	34.78
13 - 14	34.3	34.6	32.1	35	34.2	34.6	35.6	34.04	35.1	34.04
14 - 15	33.8	34.2	37.9	34.4	37.7	36.5	36	35.6	36.25	35.6
15 - 16	35.8	37	34.8	35.7	34.2	33.8	34.4	35.5	34.1	35.5
16 - 17	36.4	35.7	36	36.2	34	33.8	35	35.66	34.4	35.66
17 - 18	38.3	35.7	37.5	36.2	36.1	34.8	37	36.76	35.9	36.76
18 - 19	36	34.4	37.5	37	34	36.7	35	35.78	35.85	35.78
19 - 20	34	34.3	37.5	32.9	37.5	37.9	38.3	35.24	38.1	35.24
20 - 21	37.5	34	35	35	33.3	38	38.8	34.96	38.4	34.96
21 - 22	30	40	28.8	40	33.8	35	35	34.52	35	34.52
22 - 23	45	45	45	40	35	35	35	42	35	42
23 - 24	0	0	0	0	35	40	35	35	37.5	35
Totals	695.2	742.7	739.6	796.4	753.6	816	843			
% of Total	12.91%	13.79%	13.73%	14.79%	13.99%	15.15%	15.65%			

Incoming Weekly EightyFifthSpeeds
Broadmarston

from Sat-Mar-01-2025-12-00-AM to Wed-Mar-19-2025-11-59-AM

	10/03/2025	to	16/03/2025							
	Monday	Tuesday	Wednesday	Thursday	Friday	Saturday	Sunday	Week	Weekend	Week Day 85%
Hour	10/03/2025	11/03/2025	12/03/2025	13/03/2025	14/03/2025	15/03/2025	16/03/2025	Day Avg	Avg	Avg Speed
0 - 1	50	0	40	0	40	0	35	43.33	35	43.33
1 - 2	0	0	40	35	0	0	0	37.5	0	37.5
2 - 3	0	0	40	0	0	30	30	40	30	40
3 - 4	0	40	40	0	50	0	0	43.33	0	43.33
4 - 5	45	42.5	40	45	40	40	45	42.5	42.5	42.5
5 - 6	41.7	40	38.3	40	38.3	40	35	39.66	37.5	39.66
6 - 7	42	38.3	37.5	37.9	41.7	35	35	39.48	35	39.48
7 - 8	35.7	37.4	37.5	35.9	35	37.5	45	36.3	41.25	36.3
8 - 9	34.4	36.2	35.8	36	35	37.5	38.3	35.48	37.9	35.48
9 - 10	32.8	33.1	34	33.6	34.7	36.4	33	33.64	34.7	33.64
10 - 11	31.7	33.5	33.3	34.4	35.8	34.3	34	33.74	34.15	33.74
11 - 12	32.1	33.6	33.9	33.7	33.5	35	33.3	33.36	34.15	33.36
12 - 13	32.8	33.4	34.4	36.7	36.9	40	35	34.84	37.5	34.84
13 - 14	31.5	35	34.1	34.4	33.6	33.3	34.6	33.72	33.95	33.72
14 - 15	33.6	35	37.5	35.6	37.5	33.9	35	35.84	34.45	35.84
15 - 16	34.4	35.5	33.7	34.3	35.7	33.3	33.8	34.72	33.55	34.72
16 - 17	34.5	34	36.7	35.8	36.7	36.7	35	35.54	35.85	35.54
17 - 18	34.4	34.4	36.9	35	34.4	34	33.3	35.02	33.65	35.02
18 - 19	34.2	33.8	36	35	35	36.7	33.8	34.8	35.25	34.8
19 - 20	34.6	36.7	36.7	34.2	35	35	37.5	35.44	36.25	35.44
20 - 21	37.5	33.3	40	36.7	31.7	33.8	32.5	35.84	33.15	35.84
21 - 22	35	35	35	33.3	34.2	30	30	34.5	30	34.5
22 - 23	40	38.3	33.3	37.5	0	35	40	37.28	37.5	37.28
23 - 24	40	35	40	35	40	35	0	38	35	38
Totals	767.9	754	884.6	755	774.7	742.4	744.1			
% of Total	14.16%	13.9%	16.31%	13.92%	14.29%	13.69%	13.72%			

Incoming Weekly EightyFifthSpeeds
Broadmarston

from Sat-Mar-01-2025-12-00-AM to Wed-Mar-19-2025-11-59-AM

	17/03/2025	to	23/03/2025							
	Monday	Tuesday	Wednesday	Thursday	Friday	Saturday	Sunday	Week	Weekend	Week Day 85%
Hour	17/03/2025	18/03/2025	19/03/2025	20/03/2025	21/03/2025	22/03/2025	23/03/2025	Day Avg	Avg	Avg Speed
0 - 1	0	0	37.5	*	*	*	*	37.5	0	37.5
1 - 2	0	40	45	*	*	*	*	42.5	0	42.5
2 - 3	0	0	0	*	*	*	*	0	0	0
3 - 4	45	0	45	*	*	*	*	45	0	45
4 - 5	50	0	30	*	*	*	*	40	0	40
5 - 6	35	45	38.3	*	*	*	*	39.43	0	39.43
6 - 7	38.3	38.8	38	*	*	*	*	38.37	0	38.37
7 - 8	35	38.6	38.3	*	*	*	*	37.3	0	37.3
8 - 9	34.2	35	38.5	*	*	*	*	35.9	0	35.9
9 - 10	36	35	33.9	*	*	*	*	34.97	0	34.97
10 - 11	35	35	35	*	*	*	*	35	0	35
11 - 12	34.4	37.1	0	*	*	*	*	35.75	0	35.75
12 - 13	33.3	37.5	*	*	*	*	*	35.4	0	35.4
13 - 14	35	36.2	*	*	*	*	*	35.6	0	35.6
14 - 15	33	36.2	*	*	*	*	*	34.6	0	34.6
15 - 16	35	35	*	*	*	*	*	35	0	35
16 - 17	34.2	37.1	*	*	*	*	*	35.65	0	35.65
17 - 18	33.5	37.5	*	*	*	*	*	35.5	0	35.5
18 - 19	36	33.3	*	*	*	*	*	34.65	0	34.65
19 - 20	31.7	33.8	*	*	*	*	*	32.75	0	32.75
20 - 21	35	34.3	*	*	*	*	*	34.65	0	34.65
21 - 22	30	30	*	*	*	*	*	30	0	30
22 - 23	45	35	*	*	*	*	*	40	0	40
23 - 24	30	40	*	*	*	*	*	35	0	35
Totals	754.6	730.4	379.5	0	0	0	0			
% of Total	40.47%	39.17%	20.35%	0%	0%	0%	0%			

Incoming Monthly EightyFifthSpeeds
Broadmarston

from Sat-Mar-01-2025-12-00-AM to Wed-Mar-19-2025-11-59-AM

	Mar 2025							Week	Weekend	Week Day 85%
Hour	Monday	Tuesday	Wednesday	Thursday	Friday	Saturday	Sunday	Day Avg	Avg	Avg Speed
0 - 1	50	0	38.3	30	40	35	34.3	39.58	34.65	39.58
1 - 2	0	40	45	35	35	35	40	38.75	37.5	38.75
2 - 3	0	0	40	0	0	35	35	40	35	40
3 - 4	45	40	45	70	50	35	50	50	42.5	50
4 - 5	50	42.5	40	43.3	45	38.8	45	44.16	41.9	44.16
5 - 6	40	45	38.8	40	38.3	38.3	35	40.42	36.65	40.42
6 - 7	39.5	38.7	38.1	38.3	42	37.5	37.5	39.32	37.5	39.32
7 - 8	37.8	37.5	37.7	37.5	36.4	38.3	38.3	37.38	38.3	37.38
8 - 9	34.6	35.6	36.8	35.7	35.3	39.7	40	35.6	39.85	35.6
9 - 10	34.4	35.8	34.2	34.7	34	35	34.5	34.62	34.75	34.62
10 - 11	33.2	34.5	35	33.8	34.1	35	33.9	34.12	34.45	34.12
11 - 12	34.2	36.6	35.6	33.9	34	34.4	33.9	34.86	34.15	34.86
12 - 13	32.9	34.8	34.8	35	35.3	36.7	34.6	34.56	35.65	34.56
13 - 14	33.4	34.9	33.5	34.6	33.9	34.3	34.7	34.06	34.5	34.06
14 - 15	33.4	34.9	37.6	35	37.8	35	35	35.74	35	35.74
15 - 16	34.8	35.8	34.3	34.7	34.7	33.8	34.7	34.86	34.25	34.86
16 - 17	34.8	35	36.5	36.1	34.3	34.5	35.7	35.34	35.1	35.34
17 - 18	35.3	35.6	37.1	36.1	35.4	34.7	35.6	35.9	35.15	35.9
18 - 19	35	33.9	36.8	35.9	34.4	36.4	34.7	35.2	35.55	35.2
19 - 20	34	34.8	37.1	33.5	36.7	36.5	37.1	35.22	36.8	35.22
20 - 21	37.5	34.3	37.5	36.7	33.3	36.4	37.5	35.86	36.95	35.86
21 - 22	35	38.3	33.3	35	34.5	34.4	33.3	35.22	33.85	35.22
22 - 23	41.7	38.3	35	38.3	35	35	37.5	37.66	36.25	37.66
23 - 24	40	40	40	35	37.5	35	35	38.5	35	38.5

Summary of Violators
Broadmarston

from Sat-Mar-01-2025-12-00-AM to Wed-Mar-19-2025-11-59-AM

Starting Hour	Count	Average Speed of all Traffic	Violator Counts	Average Speed of Violators
00:00:00	3	22.5	1	37.5
01:00:00	2	22.5	1	32.5
02:00:00	1	32.5	1	32.5
03:00:00	4	20.6	1	37.5
04:00:00	1	37.5	1	37.5
05:00:00	0	N/A	N/A	N/A
06:00:00	1	37.5	1	37.5
07:00:00	20	27.1	11	34.3
08:00:00	16	24.1	8	35.0
09:00:00	24	22.9	10	35.0
10:00:00	30	19.7	11	34.3
11:00:00	46	17.6	16	33.1
12:00:00	33	20.3	18	34.4
13:00:00	25	14.5	15	33.2
14:00:00	15	22.0	1	32.5
15:00:00	24	22.1	13	33.7
16:00:00	22	21.6	10	33.5
17:00:00	17	25.1	6	35.0
18:00:00	16	25.9	6	35.8
19:00:00	14	22.7	9	34.2
20:00:00	8	30.0	4	35.0
21:00:00	7	26.4	4	32.5
22:00:00	0	N/A	N/A	N/A
23:00:00	2	30.0	1	32.5
00:00:00	0	N/A	N/A	N/A
01:00:00	0	N/A	N/A	N/A
02:00:00	1	27.5	0	0.0
03:00:00	0	N/A	N/A	N/A
04:00:00	1	37.5	1	37.5
05:00:00	2	32.5	1	37.5
06:00:00	1	37.5	1	37.5
07:00:00	10	25.0	6	34.2
08:00:00	18	30.8	14	37.1
09:00:00	12	31.7	6	37.5
10:00:00	18	25.1	8	35.0
11:00:00	19	22.5	6	33.3
12:00:00	33	23.2	12	35.4
13:00:00	27	17.7	8	34.4
14:00:00	21	21.1	7	34.6
15:00:00	27	21.5	15	34.2
16:00:00	33	21.4	15	35.2
17:00:00	23	22.4	12	34.2
18:00:00	17	23.5	6	33.3
19:00:00	10	24.5	4	37.5
20:00:00	3	34.2	2	37.5
21:00:00	3	25.8	0	0.0
22:00:00	4	28.1	2	45.0
23:00:00	0	N/A	N/A	N/A

Summary of Violators
Broadmarston

from Sat-Mar-01-2025-12-00-AM to Wed-Mar-19-2025-11-59-AM

00:00:00	0	N/A	N/A	N/A
01:00:00	0	N/A	N/A	N/A
02:00:00	0	N/A	N/A	N/A
03:00:00	0	N/A	N/A	N/A
04:00:00	1	42.5	1	42.5
05:00:00	8	23.1	3	37.5
06:00:00	12	27.9	6	34.2
07:00:00	35	19.8	20	38.0
08:00:00	43	19.7	23	34.0
09:00:00	31	22.6	17	34.0
10:00:00	31	22.7	11	33.9
11:00:00	32	19.7	12	35.0
12:00:00	34	18.6	11	33.4
13:00:00	29	23.3	10	34.5
14:00:00	39	18.8	15	33.5
15:00:00	28	20.6	19	33.3
16:00:00	49	16.5	35	34.6
17:00:00	40	22.6	19	36.4
18:00:00	25	22.5	13	34.4
19:00:00	13	24.4	6	34.2
20:00:00	10	32.5	6	35.8
21:00:00	5	29.5	1	42.5
22:00:00	2	40.0	2	40.0
23:00:00	0	N/A	N/A	N/A
00:00:00	0	N/A	N/A	N/A
01:00:00	1	27.5	0	0.0
02:00:00	0	N/A	N/A	N/A
03:00:00	0	N/A	N/A	N/A
04:00:00	1	37.5	1	37.5
05:00:00	6	34.2	4	41.3
06:00:00	16	22.8	9	35.8
07:00:00	33	22.3	17	35.1
08:00:00	46	17.2	25	34.1
09:00:00	63	18.1	36	34.9
10:00:00	45	20.4	29	34.6
11:00:00	38	22.5	18	36.7
12:00:00	30	26.6	18	35.8
13:00:00	34	20.1	16	34.1
14:00:00	39	20.2	17	34.0
15:00:00	42	19.6	25	35.1
16:00:00	50	19.5	22	34.5
17:00:00	41	20.4	23	34.7
18:00:00	23	24.9	12	33.3
19:00:00	12	20.8	7	33.2
20:00:00	13	26.9	7	33.2
21:00:00	6	26.3	2	40.0
22:00:00	3	35.8	3	35.8
23:00:00	0	N/A	N/A	N/A
00:00:00	1	27.5	0	0.0

Summary of Violators
Broadmarston

from Sat-Mar-01-2025-12-00-AM to Wed-Mar-19-2025-11-59-AM

01:00:00	0	N/A	N/A	N/A
02:00:00	0	N/A	N/A	N/A
03:00:00	0	N/A	N/A	N/A
04:00:00	2	40.0	2	40.0
05:00:00	2	25.0	1	37.5
06:00:00	12	31.3	7	38.2
07:00:00	35	22.2	17	36.3
08:00:00	43	17.6	23	34.9
09:00:00	36	20.7	15	33.8
10:00:00	19	27.4	11	36.1
11:00:00	24	23.4	12	37.1
12:00:00	40	19.0	24	35.0
13:00:00	31	20.4	8	32.5
14:00:00	25	22.9	16	34.4
15:00:00	55	17.2	31	34.1
16:00:00	35	21.5	20	34.3
17:00:00	33	19.4	18	35.3
18:00:00	26	26.8	15	35.2
19:00:00	15	25.8	6	35.8
20:00:00	3	29.2	1	32.5
21:00:00	8	20.0	0	0.0
22:00:00	1	42.5	1	42.5
23:00:00	0	N/A	N/A	N/A
00:00:00	2	25.0	0	0.0
01:00:00	0	N/A	N/A	N/A
02:00:00	0	N/A	N/A	N/A
03:00:00	1	67.5	1	67.5
04:00:00	2	27.5	1	42.5
05:00:00	3	39.2	3	39.2
06:00:00	13	29.8	6	37.5
07:00:00	37	20.8	22	36.8
08:00:00	45	17.7	20	34.5
09:00:00	39	22.6	22	34.8
10:00:00	23	20.5	5	34.5
11:00:00	25	18.1	13	34.0
12:00:00	26	22.4	8	33.1
13:00:00	30	25.1	16	34.7
14:00:00	33	19.5	13	33.7
15:00:00	35	22.5	22	34.3
16:00:00	51	17.9	25	34.3
17:00:00	38	19.1	17	35.1
18:00:00	30	25.7	17	35.1
19:00:00	20	20.0	9	33.1
20:00:00	7	27.9	5	34.5
21:00:00	4	26.3	2	35.0
22:00:00	3	34.2	3	34.2
23:00:00	0	N/A	N/A	N/A
00:00:00	0	N/A	N/A	N/A
01:00:00	1	32.5	1	32.5

Summary of Violators
Broadmarston

from Sat-Mar-01-2025-12-00-AM to Wed-Mar-19-2025-11-59-AM

02:00:00	0	N/A	N/A	N/A
03:00:00	0	N/A	N/A	N/A
04:00:00	2	42.5	2	42.5
05:00:00	1	32.5	1	32.5
06:00:00	9	30.6	6	40.8
07:00:00	29	24.4	14	36.4
08:00:00	56	19.6	30	34.5
09:00:00	64	13.6	16	34.4
10:00:00	65	13.0	18	33.1
11:00:00	67	13.8	30	33.7
12:00:00	65	16.1	19	34.9
13:00:00	57	17.6	22	34.3
14:00:00	74	15.1	36	35.4
15:00:00	79	15.3	35	34.4
16:00:00	86	13.4	34	33.7
17:00:00	72	17.3	33	35.2
18:00:00	51	18.3	19	33.8
19:00:00	30	23.7	15	34.2
20:00:00	20	25.9	10	34.5
21:00:00	17	16.0	4	35.0
22:00:00	9	22.2	9	33.1
23:00:00	6	27.1	5	33.5
00:00:00	1	32.5	1	32.5
01:00:00	1	7.5	0	0.0
02:00:00	0	N/A	N/A	N/A
03:00:00	0	N/A	N/A	N/A
04:00:00	3	35.8	3	35.8
05:00:00	1	37.5	1	37.5
06:00:00	9	29.4	7	36.1
07:00:00	31	24.5	26	35.8
08:00:00	45	22.0	32	36.9
09:00:00	76	14.4	33	34.5
10:00:00	83	15.4	38	34.9
11:00:00	66	16.1	30	34.3
12:00:00	82	16.1	41	34.6
13:00:00	36	21.7	16	34.1
14:00:00	55	21.3	28	35.0
15:00:00	47	17.5	22	33.9
16:00:00	59	16.1	19	34.3
17:00:00	53	17.5	26	34.0
18:00:00	38	20.8	24	34.2
19:00:00	22	24.7	13	35.2
20:00:00	13	29.6	9	35.3
21:00:00	9	27.2	5	34.5
22:00:00	11	24.3	5	35.5
23:00:00	5	32.5	3	37.5
00:00:00	6	24.6	4	32.5
01:00:00	1	37.5	1	37.5
02:00:00	1	32.5	1	32.5

Summary of Violators
Broadmarston

from Sat-Mar-01-2025-12-00-AM to Wed-Mar-19-2025-11-59-AM

03:00:00	1	47.5	1	47.5
04:00:00	0	N/A	N/A	N/A
05:00:00	2	30.0	1	32.5
06:00:00	2	35.0	2	35.0
07:00:00	11	27.3	5	34.5
08:00:00	23	26.2	20	36.3
09:00:00	42	19.1	18	33.9
10:00:00	53	15.9	19	33.0
11:00:00	49	19.1	25	33.7
12:00:00	60	16.0	21	34.4
13:00:00	54	19.4	19	34.9
14:00:00	48	21.7	24	34.6
15:00:00	49	19.9	23	33.8
16:00:00	39	20.2	17	34.0
17:00:00	40	18.9	22	35.2
18:00:00	31	15.8	13	34.4
19:00:00	17	28.4	12	34.2
20:00:00	7	27.9	5	35.5
21:00:00	10	25.5	6	35.0
22:00:00	3	29.2	1	32.5
23:00:00	3	30.8	2	32.5
00:00:00	1	47.5	1	47.5
01:00:00	0	N/A	N/A	N/A
02:00:00	0	N/A	N/A	N/A
03:00:00	0	N/A	N/A	N/A
04:00:00	5	42.5	5	42.5
05:00:00	10	31.3	8	37.5
06:00:00	18	25.8	13	36.3
07:00:00	52	16.3	24	34.8
08:00:00	78	15.1	35	34.5
09:00:00	53	17.4	14	33.9
10:00:00	49	13.7	10	33.0
11:00:00	29	21.7	7	33.2
12:00:00	50	17.6	12	34.2
13:00:00	44	15.1	10	32.5
14:00:00	46	19.0	15	33.5
15:00:00	40	18.6	17	33.4
16:00:00	69	15.2	40	33.5
17:00:00	54	15.8	23	33.8
18:00:00	38	19.3	19	33.3
19:00:00	18	22.9	13	33.7
20:00:00	12	26.7	9	34.7
21:00:00	7	23.2	6	33.3
22:00:00	8	25.0	7	34.6
23:00:00	1	37.5	1	37.5
00:00:00	0	N/A	N/A	N/A
01:00:00	0	N/A	N/A	N/A
02:00:00	0	N/A	N/A	N/A
03:00:00	1	37.5	1	37.5

Summary of Violators
Broadmarston

from Sat-Mar-01-2025-12-00-AM to Wed-Mar-19-2025-11-59-AM

04:00:00	4	40.0	4	40.0
05:00:00	6	33.3	4	37.5
06:00:00	16	30.2	11	35.2
07:00:00	66	18.0	37	35.2
08:00:00	75	16.0	40	34.8
09:00:00	52	14.3	16	33.1
10:00:00	51	17.6	19	33.8
11:00:00	50	17.8	16	34.4
12:00:00	68	12.9	20	33.5
13:00:00	46	15.4	22	33.9
14:00:00	64	16.4	25	35.5
15:00:00	59	17.5	27	34.4
16:00:00	67	15.7	25	33.9
17:00:00	83	13.9	32	34.4
18:00:00	54	14.0	26	33.5
19:00:00	25	22.6	13	34.8
20:00:00	12	22.7	6	33.3
21:00:00	13	24.6	7	34.6
22:00:00	6	27.1	5	34.5
23:00:00	3	34.2	3	34.2
00:00:00	1	37.5	1	37.5
01:00:00	1	37.5	1	37.5
02:00:00	1	37.5	1	37.5
03:00:00	0	N/A	N/A	N/A
04:00:00	3	35.8	3	35.8
05:00:00	10	29.8	6	35.8
06:00:00	22	25.7	13	36.0
07:00:00	61	17.2	39	35.1
08:00:00	86	13.7	40	34.9
09:00:00	61	14.9	25	33.7
10:00:00	68	14.9	19	33.8
11:00:00	51	15.1	22	33.4
12:00:00	52	17.2	24	34.6
13:00:00	50	17.2	20	34.3
14:00:00	62	18.4	25	36.1
15:00:00	59	13.4	19	33.0
16:00:00	65	17.0	30	35.3
17:00:00	63	16.9	39	34.6
18:00:00	35	20.0	17	34.3
19:00:00	20	26.4	11	34.8
20:00:00	8	29.7	6	36.7
21:00:00	6	26.3	3	35.8
22:00:00	6	20.8	5	32.5
23:00:00	1	37.5	1	37.5
00:00:00	0	N/A	N/A	N/A
01:00:00	1	32.5	1	32.5
02:00:00	0	N/A	N/A	N/A
03:00:00	0	N/A	N/A	N/A
04:00:00	2	42.5	2	42.5

Summary of Violators
Broadmarston

from Sat-Mar-01-2025-12-00-AM to Wed-Mar-19-2025-11-59-AM

05:00:00	11	31.8	10	37.0
06:00:00	19	25.4	14	35.4
07:00:00	63	13.7	34	34.6
08:00:00	75	14.2	37	34.8
09:00:00	61	16.7	22	33.6
10:00:00	54	16.9	15	35.2
11:00:00	42	19.7	18	33.6
12:00:00	49	20.6	24	35.0
13:00:00	47	17.8	22	34.1
14:00:00	59	17.7	29	34.6
15:00:00	62	15.8	27	33.6
16:00:00	52	19.5	17	36.3
17:00:00	48	20.1	22	34.8
18:00:00	42	18.1	19	34.1
19:00:00	21	20.8	9	33.6
20:00:00	24	25.2	12	35.0
21:00:00	11	26.4	4	33.8
22:00:00	5	31.5	3	35.8
23:00:00	1	32.5	1	32.5
00:00:00	0	N/A	N/A	N/A
01:00:00	1	37.5	1	37.5
02:00:00	0	N/A	N/A	N/A
03:00:00	1	47.5	1	47.5
04:00:00	1	37.5	1	37.5
05:00:00	3	37.5	3	37.5
06:00:00	14	30.7	8	35.6
07:00:00	54	15.8	26	35.0
08:00:00	78	14.0	35	34.2
09:00:00	57	17.0	23	35.1
10:00:00	56	18.3	28	34.1
11:00:00	53	18.2	17	34.6
12:00:00	51	19.3	27	34.7
13:00:00	33	18.3	13	33.3
14:00:00	35	21.9	25	34.9
15:00:00	46	20.3	20	34.5
16:00:00	26	25.3	16	34.4
17:00:00	31	21.4	12	34.6
18:00:00	31	19.6	16	33.8
19:00:00	22	21.4	11	34.3
20:00:00	10	22.5	3	32.5
21:00:00	19	20.4	8	33.8
22:00:00	0	N/A	N/A	N/A
23:00:00	2	35.0	2	35.0
00:00:00	0	N/A	N/A	N/A
01:00:00	0	N/A	N/A	N/A
02:00:00	2	25.0	0	0.0
03:00:00	0	N/A	N/A	N/A
04:00:00	1	37.5	1	37.5
05:00:00	2	35.0	2	35.0

Summary of Violators
Broadmarston

from Sat-Mar-01-2025-12-00-AM to Wed-Mar-19-2025-11-59-AM

06:00:00	5	23.0	3	34.2
07:00:00	12	25.0	7	33.9
08:00:00	20	25.5	13	35.6
09:00:00	29	21.2	12	35.0
10:00:00	35	21.9	13	35.2
11:00:00	31	18.9	13	34.4
12:00:00	31	26.6	18	37.2
13:00:00	33	18.5	12	33.8
14:00:00	28	20.9	12	33.3
15:00:00	30	21.3	10	33.0
16:00:00	19	24.6	12	34.6
17:00:00	21	23.5	7	33.9
18:00:00	14	27.5	6	35.0
19:00:00	14	25.0	4	35.0
20:00:00	9	28.1	4	32.5
21:00:00	1	27.5	0	0.0
22:00:00	1	32.5	1	32.5
23:00:00	2	30.0	1	32.5
00:00:00	4	23.1	3	32.5
01:00:00	0	N/A	N/A	N/A
02:00:00	0	N/A	N/A	N/A
03:00:00	1	27.5	0	0.0
04:00:00	1	42.5	1	42.5
05:00:00	2	30.0	1	32.5
06:00:00	2	30.0	1	32.5
07:00:00	5	30.5	4	36.3
08:00:00	19	27.0	11	36.1
09:00:00	19	24.5	6	34.2
10:00:00	26	18.8	6	35.0
11:00:00	30	17.8	11	33.0
12:00:00	25	20.0	10	35.0
13:00:00	26	20.1	14	33.2
14:00:00	23	24.7	13	34.4
15:00:00	24	22.6	7	34.6
16:00:00	27	19.7	12	34.2
17:00:00	18	19.4	5	34.5
18:00:00	16	20.3	4	35.0
19:00:00	14	26.6	8	35.6
20:00:00	6	24.6	2	32.5
21:00:00	3	20.8	0	0.0
22:00:00	3	32.5	2	35.0
23:00:00	0	N/A	N/A	N/A
00:00:00	0	N/A	N/A	N/A
01:00:00	0	N/A	N/A	N/A
02:00:00	0	N/A	N/A	N/A
03:00:00	1	42.5	1	42.5
04:00:00	2	40.0	2	40.0
05:00:00	7	22.1	3	34.2
06:00:00	17	24.6	11	37.0

Summary of Violators
Broadmarston

from Sat-Mar-01-2025-12-00-AM to Wed-Mar-19-2025-11-59-AM

07:00:00	28	23.2	15	33.8
08:00:00	43	17.3	24	33.8
09:00:00	32	22.4	13	35.2
10:00:00	20	25.4	8	34.4
11:00:00	25	22.5	12	33.8
12:00:00	22	20.9	7	33.2
13:00:00	28	21.3	11	34.3
14:00:00	27	22.4	7	33.9
15:00:00	37	20.5	12	36.3
16:00:00	46	18.7	18	35.0
17:00:00	33	21.4	11	33.9
18:00:00	29	21.0	11	34.8
19:00:00	12	19.2	3	32.5
20:00:00	10	22.5	5	34.5
21:00:00	1	27.5	0	0.0
22:00:00	1	42.5	1	42.5
23:00:00	2	27.5	0	0.0
00:00:00	0	N/A	N/A	N/A
01:00:00	2	35.0	2	35.0
02:00:00	0	N/A	N/A	N/A
03:00:00	0	N/A	N/A	N/A
04:00:00	0	N/A	N/A	N/A
05:00:00	7	31.8	4	38.8
06:00:00	7	30.7	7	36.1
07:00:00	40	22.1	22	35.7
08:00:00	44	24.1	20	34.8
09:00:00	38	19.7	17	34.3
10:00:00	22	20.3	10	34.5
11:00:00	36	18.9	19	35.1
12:00:00	22	25.8	11	35.2
13:00:00	34	19.9	14	35.4
14:00:00	28	20.3	14	34.6
15:00:00	40	17.9	23	34.2
16:00:00	42	21.5	19	34.6
17:00:00	42	20.8	24	35.6
18:00:00	23	19.3	10	33.5
19:00:00	14	20.4	4	33.8
20:00:00	13	26.0	9	33.6
21:00:00	4	21.3	0	0.0
22:00:00	4	30.0	2	35.0
23:00:00	1	37.5	1	37.5

Incoming Histogram

Broadmarston

from Sat-Mar-01-2025-12-00-AM to Wed-Mar-19-2025-11-59-AM

Date	Starting Hr:min	<15	15 to <20	20 to <25	25 to <30	30 to <35	35 to <40	40 to <45	45 to <50	50 to <55	55 to <60	60 to <65	65 to <70	70 to <75	75 to <80	80 to <85	85 to <90	90 to <95	95 to <100	100 to >105	Total Counts	Avg Speed (MPH)	85pet Speed	10MPH Pace	% in pace	# of Speeders	% Speeders	
01/03/2025	00:00	1	1	0	0	0	1	0	0	0	0	0	0	0	0	0	0	0	0	0	0	3	22	40	10 to 20	66.7	1	33.3
01/03/2025	01:00	1	0	0	0	1	0	0	0	0	0	0	0	0	0	0	0	0	0	0	0	2	22	35	5 to 15	50.0	1	50.0
01/03/2025	02:00	0	0	0	0	1	0	0	0	0	0	0	0	0	0	0	0	0	0	0	0	1	32	35	25 to 35	100.0	1	100.0
01/03/2025	03:00	0	2	0	1	0	1	0	0	0	0	0	0	0	0	0	0	0	0	0	0	4	24.8	30	10 to 20	50.0	1	25.0
01/03/2025	04:00	0	0	0	0	0	1	0	0	0	0	0	0	0	0	0	0	0	0	0	0	1	37	40	30 to 40	100.0	1	100.0
01/03/2025	05:00	0	0	0	0	0	1	0	0	0	0	0	0	0	0	0	0	0	0	0	0	1	37	40	30 to 40	100.0	1	100.0
01/03/2025	06:00	0	1	1	0	0	0	0	0	0	0	0	0	0	0	0	0	0	0	0	0	2	19.5	25	15 to 25	100.0	*	*
01/03/2025	07:00	1	2	2	3	7	4	0	0	0	0	0	0	0	0	0	0	0	0	0	0	19	28.4	36.2	30 to 40	57.9	11	57.9
01/03/2025	08:00	0	0	0	8	6	3	1	0	0	0	0	0	0	0	0	0	0	0	0	0	18	31.3	36.7	25 to 35	77.8	10	55.6
01/03/2025	09:00	0	1	1	11	4	4	0	0	0	0	0	0	0	0	0	0	0	0	0	0	21	29.3	36.2	25 to 35	71.4	8	38.1
01/03/2025	10:00	1	3	9	7	8	4	0	0	0	0	0	0	0	0	0	0	0	0	0	0	32	26.9	34.4	20 to 30	50.0	12	37.5
01/03/2025	11:00	2	1	9	22	14	2	0	0	0	0	0	0	0	0	0	0	0	0	0	0	50	27.4	32.9	25 to 35	72.0	16	32.0
01/03/2025	12:00	1	0	4	7	12	3	2	0	0	0	0	0	0	0	0	0	0	0	0	0	29	30.2	36.7	25 to 35	65.5	17	58.6
01/03/2025	13:00	0	1	3	4	13	2	0	0	0	0	0	0	0	0	0	0	0	0	0	0	23	29.9	34.6	25 to 35	73.9	15	65.2
01/03/2025	14:00	2	1	3	8	1	1	0	0	0	0	0	0	0	0	0	0	0	0	0	0	16	24.3	30	20 to 30	68.8	2	12.5
01/03/2025	15:00	0	1	6	5	11	2	0	0	0	0	0	0	0	0	0	0	0	0	0	0	25	28.6	34.1	25 to 35	64.0	13	52.0
01/03/2025	16:00	0	0	2	9	7	2	0	0	0	0	0	0	0	0	0	0	0	0	0	0	20	29.5	34.3	25 to 35	80.0	9	45.0
01/03/2025	17:00	0	1	7	6	3	3	1	0	0	0	0	0	0	0	0	0	0	0	0	0	21	27.9	36.7	20 to 30	61.9	7	33.3
01/03/2025	18:00	0	0	4	4	3	2	1	0	0	0	0	0	0	0	0	0	0	0	0	0	14	29.2	37.5	20 to 30	57.1	6	42.9
01/03/2025	19:00	1	0	1	2	7	1	0	0	0	0	0	0	0	0	0	0	0	0	0	0	12	28.8	34.3	25 to 35	75.0	8	66.7
01/03/2025	20:00	0	1	0	3	2	2	0	0	0	0	0	0	0	0	0	0	0	0	0	0	8	29.5	37.5	25 to 35	62.5	4	50.0
01/03/2025	21:00	0	0	0	3	4	0	0	0	0	0	0	0	0	0	0	0	0	0	0	0	7	30	33.8	25 to 35	100.0	4	57.1
01/03/2025	22:00	0	0	0	0	0	0	0	0	0	0	0	0	0	0	0	0	0	0	0	0	0	0	0	*	*	*	*
01/03/2025	23:00	0	0	0	1	1	0	0	0	0	0	0	0	0	0	0	0	0	0	0	0	2	29.5	35	25 to 35	100.0	1	50.0
24 Hr Summary		10	16	52	104	105	39	5	0	0	0	0	0	0	0	0	0	0	0	0	0	331	28.4	34.7	25 to 35	63.1	149	45.0

Incoming Histogram

Broadmarston

from Sat-Mar-01-2025-12-00-AM to Wed-Mar-19-2025-11-59-AM

Date	Starting Hr:min	<15	15 to <20	20 to <25	25 to <30	30 to <35	35 to <40	40 to <45	45 to <50	50 to <55	55 to <60	60 to <65	65 to <70	70 to <75	75 to <80	80 to <85	85 to <90	90 to <95	95 to <100	100 to >105	Total Counts	Avg Speed (MPH)	85pet Speed	10MPH Pace	% in pace	# of Speeders	% Speeders
02/03/2025	00:00	0	0	0	0	0	0	0	0	0	0	0	0	0	0	0	0	0	0	0	0	0	0	*	*	*	*
02/03/2025	01:00	0	0	0	0	0	0	0	0	0	0	0	0	0	0	0	0	0	0	0	0	0	0	*	*	*	*
02/03/2025	02:00	0	0	0	1	0	0	0	0	0	0	0	0	0	0	0	0	0	0	0	1	27	30	20 to 30	100.0	*	*
02/03/2025	03:00	0	0	0	0	0	0	0	0	0	0	0	0	0	0	0	0	0	0	0	0	0	0	*	*	*	*
02/03/2025	04:00	0	0	0	0	0	1	0	0	0	0	0	0	0	0	0	0	0	0	0	1	37	40	30 to 40	100.0	1	100.0
02/03/2025	05:00	0	0	0	1	0	1	0	0	0	0	0	0	0	0	0	0	0	0	0	2	32	40	20 to 30	50.0	1	50.0
02/03/2025	06:00	0	0	0	0	0	1	0	0	0	0	0	0	0	0	0	0	0	0	0	1	37	40	30 to 40	100.0	1	100.0
02/03/2025	07:00	0	0	1	3	6	0	1	0	0	0	0	0	0	0	0	0	0	0	0	11	30.8	34.2	25 to 35	81.8	7	63.6
02/03/2025	08:00	0	0	1	4	4	6	2	1	0	0	0	0	0	0	0	0	0	0	0	18	34.1	40	30 to 40	55.6	13	72.2
02/03/2025	09:00	0	0	2	3	2	2	2	0	0	0	0	0	0	0	0	0	0	0	0	11	31.5	40	20 to 30	45.5	6	54.5
02/03/2025	10:00	0	1	3	7	4	4	0	0	0	0	0	0	0	0	0	0	0	0	0	19	28.9	36.2	25 to 35	57.9	8	42.1
02/03/2025	11:00	2	2	6	6	5	2	0	0	0	0	0	0	0	0	0	0	0	0	0	23	25.3	34	20 to 30	52.2	7	30.4
02/03/2025	12:00	3	3	3	12	6	4	1	0	0	0	0	0	0	0	0	0	0	0	0	32	26.7	35	25 to 35	56.3	11	34.4
02/03/2025	13:00	3	1	1	10	6	1	1	0	0	0	0	0	0	0	0	0	0	0	0	23	26.4	34.2	25 to 35	69.6	8	34.8
02/03/2025	14:00	2	2	3	8	5	3	0	0	0	0	0	0	0	0	0	0	0	0	0	23	26.7	35	25 to 35	56.5	8	34.8
02/03/2025	15:00	2	1	5	6	9	5	0	0	0	0	0	0	0	0	0	0	0	0	0	28	28.3	36	25 to 35	53.6	14	50.0
02/03/2025	16:00	2	1	3	10	11	6	1	0	0	0	0	0	0	0	0	0	0	0	0	34	29.2	36.7	25 to 35	61.8	18	52.9
02/03/2025	17:00	1	1	5	4	6	2	1	0	0	0	0	0	0	0	0	0	0	0	0	20	27.9	35	25 to 35	50.0	9	45.0
02/03/2025	18:00	0	0	3	7	5	1	1	0	0	0	0	0	0	0	0	0	0	0	0	17	29.2	34	25 to 35	70.6	7	41.2
02/03/2025	19:00	0	1	1	4	1	2	0	0	0	0	0	0	0	0	0	0	0	0	0	9	28.3	37.5	20 to 30	55.6	3	33.3
02/03/2025	20:00	0	0	0	1	0	2	0	0	0	0	0	0	0	0	0	0	0	0	0	3	33.7	40	30 to 40	66.7	2	66.7
02/03/2025	21:00	0	0	1	2	0	0	0	0	0	0	0	0	0	0	0	0	0	0	0	3	25.3	30	20 to 30	100.0	*	*
02/03/2025	22:00	0	0	2	0	0	1	0	0	1	0	0	0	0	0	0	0	0	0	0	4	33.5	40	15 to 25	50.0	2	50.0
02/03/2025	23:00	0	0	0	0	0	0	0	0	0	0	0	0	0	0	0	0	0	0	0	0	0	0	*	*	*	*
24 Hr Summary		15	13	40	89	70	44	10	1	1	0	0	0	0	0	0	0	0	0	0	283	28.5	36.6	25 to 35	56.2	126	44.5

Incoming Histogram

Broadmarston

from Sat-Mar-01-2025-12-00-AM to Wed-Mar-19-2025-11-59-AM

Date	Starting Hr:min	<15	15 to <20	20 to <25	25 to <30	30 to <35	35 to <40	40 to <45	45 to <50	50 to <55	55 to <60	60 to <65	65 to <70	70 to <75	75 to <80	80 to <85	85 to <90	90 to <95	95 to <100	100 to >105	Total Counts	Avg Speed (MPH)	85pet Speed	10MPH Pace	% in pace	# of Speeders	% Speeders	
03/03/2025	00:00	0	0	0	0	0	0	0	0	0	0	0	0	0	0	0	0	0	0	0	0	0	0	*	*	*	*	
03/03/2025	01:00	0	0	0	0	0	0	0	0	0	0	0	0	0	0	0	0	0	0	0	0	0	0	0	*	*	*	*
03/03/2025	02:00	0	0	0	0	0	0	0	0	0	0	0	0	0	0	0	0	0	0	0	0	0	0	0	*	*	*	*
03/03/2025	03:00	0	0	0	0	0	0	0	0	0	0	0	0	0	0	0	0	0	0	0	0	0	0	0	*	*	*	*
03/03/2025	04:00	0	0	0	0	0	0	1	0	0	0	0	0	0	0	0	0	0	0	0	0	1	42	45	35 to 45	100.0	1	100.0
03/03/2025	05:00	0	0	4	1	1	1	1	0	0	0	0	0	0	0	0	0	0	0	0	0	8	28.4	40	20 to 30	62.5	3	37.5
03/03/2025	06:00	1	0	4	1	5	2	0	0	0	0	0	0	0	0	0	0	0	0	0	0	13	27.8	35	30 to 40	53.8	7	53.8
03/03/2025	07:00	0	0	2	14	2	14	4	0	0	0	0	0	0	0	0	0	0	0	0	0	36	32.9	39.6	35 to 45	50.0	20	55.6
03/03/2025	08:00	0	2	5	12	16	8	0	0	0	0	0	0	0	0	0	0	0	0	0	0	43	29.9	36.2	25 to 35	65.1	24	55.8
03/03/2025	09:00	1	1	5	8	11	4	0	0	0	0	0	0	0	0	0	0	0	0	0	0	30	28.7	35	25 to 35	63.3	15	50.0
03/03/2025	10:00	2	5	3	9	11	1	1	0	0	0	0	0	0	0	0	0	0	0	0	0	32	26.5	33.6	25 to 35	62.5	13	40.6
03/03/2025	11:00	5	1	9	8	4	7	0	0	0	0	0	0	0	0	0	0	0	0	0	0	34	25.9	36.4	20 to 30	50.0	11	32.4
03/03/2025	12:00	2	0	7	11	9	1	0	0	0	0	0	0	0	0	0	0	0	0	0	0	30	26.9	33.3	25 to 35	66.7	10	33.3
03/03/2025	13:00	0	2	6	12	7	2	1	0	0	0	0	0	0	0	0	0	0	0	0	0	30	27.8	34.3	25 to 35	63.3	10	33.3
03/03/2025	14:00	2	3	3	15	12	3	0	0	0	0	0	0	0	0	0	0	0	0	0	0	38	27.7	33.8	25 to 35	71.1	15	39.5
03/03/2025	15:00	0	0	3	6	18	6	0	0	0	0	0	0	0	0	0	0	0	0	0	0	33	31.4	35.8	25 to 35	72.7	24	72.7
03/03/2025	16:00	0	2	5	8	21	7	1	1	0	0	0	0	0	0	0	0	0	0	0	0	45	31	36.4	25 to 35	64.4	30	66.7
03/03/2025	17:00	1	1	3	15	7	9	3	0	0	0	0	0	0	0	0	0	0	0	0	0	39	30.4	38.3	25 to 35	56.4	19	48.7
03/03/2025	18:00	1	0	4	7	8	5	0	0	0	0	0	0	0	0	0	0	0	0	0	0	25	29.2	36	25 to 35	60.0	13	52.0
03/03/2025	19:00	0	1	2	5	5	0	1	0	0	0	0	0	0	0	0	0	0	0	0	0	14	28.6	34	25 to 35	71.4	6	42.9
03/03/2025	20:00	0	0	0	4	2	4	0	0	0	0	0	0	0	0	0	0	0	0	0	0	10	32	37.5	25 to 35	60.0	6	60.0
03/03/2025	21:00	0	0	1	2	0	0	1	0	0	0	0	0	0	0	0	0	0	0	0	0	4	29.5	30	20 to 30	75.0	1	25.0
03/03/2025	22:00	0	0	0	0	0	1	1	0	0	0	0	0	0	0	0	0	0	0	0	0	2	39.5	45	35 to 45	100.0	2	100.0
03/03/2025	23:00	0	0	0	0	0	0	0	0	0	0	0	0	0	0	0	0	0	0	0	0	0	0	0	*	*	*	*
24 Hr Summary		15	18	66	138	139	75	15	1	0	0	0	0	0	0	0	0	0	0	0	0	467	29.2	36.4	25 to 35	59.3	230	49.3

Incoming Histogram

Broadmarston

from Sat-Mar-01-2025-12-00-AM to Wed-Mar-19-2025-11-59-AM

Date	Starting Hr:min	<15	15 to <20	20 to <25	25 to <30	30 to <35	35 to <40	40 to <45	45 to <50	50 to <55	55 to <60	60 to <65	65 to <70	70 to <75	75 to <80	80 to <85	85 to <90	90 to <95	95 to <100	100 to >105	Total Counts	Avg Speed (MPH)	85pet Speed	10MPH Pace	% in pace	# of Speeders	% Speeders	
04/03/2025	00:00	0	0	0	0	0	0	0	0	0	0	0	0	0	0	0	0	0	0	0	0	0	0	*	*	*	*	
04/03/2025	01:00	0	0	0	1	0	0	0	0	0	0	0	0	0	0	0	0	0	0	0	0	1	27	30	20 to 30	100.0	*	*
04/03/2025	02:00	0	0	0	0	0	0	0	0	0	0	0	0	0	0	0	0	0	0	0	0	0	0	0	*	*	*	*
04/03/2025	03:00	0	0	0	0	0	0	0	0	0	0	0	0	0	0	0	0	0	0	0	0	0	0	0	*	*	*	*
04/03/2025	04:00	0	0	0	0	0	1	0	0	0	0	0	0	0	0	0	0	0	0	0	0	1	37	40	30 to 40	100.0	1	100.0
04/03/2025	05:00	1	0	1	1	1	1	0	2	0	0	0	0	0	0	0	0	0	0	0	0	7	32	47.5	20 to 30	28.6	4	57.1
04/03/2025	06:00	0	0	3	3	5	5	1	0	0	0	0	0	0	0	0	0	0	0	0	0	17	31.6	38	30 to 40	58.8	11	64.7
04/03/2025	07:00	1	0	2	15	11	6	1	0	0	0	0	0	0	0	0	0	0	0	0	0	36	30.2	36.7	25 to 35	72.2	18	50.0
04/03/2025	08:00	1	3	1	20	18	6	1	0	0	0	0	0	0	0	0	0	0	0	0	0	50	29.5	34.7	25 to 35	76.0	25	50.0
04/03/2025	09:00	1	1	4	15	20	12	4	0	0	0	0	0	0	0	0	0	0	0	0	0	57	31.4	37.9	25 to 35	61.4	36	63.2
04/03/2025	10:00	1	1	6	10	20	5	2	0	0	0	0	0	0	0	0	0	0	0	0	0	45	30	35	25 to 35	66.7	27	60.0
04/03/2025	11:00	3	2	5	9	10	5	5	1	0	0	0	0	0	0	0	0	0	0	0	0	40	29.6	40	25 to 35	47.5	21	52.5
04/03/2025	12:00	0	0	6	6	8	5	1	1	0	0	0	0	0	0	0	0	0	0	0	0	27	30.7	38	25 to 35	51.9	15	55.6
04/03/2025	13:00	5	1	3	9	13	3	1	0	0	0	0	0	0	0	0	0	0	0	0	0	35	27.5	34.6	25 to 35	62.9	17	48.6
04/03/2025	14:00	6	0	8	8	12	4	0	0	0	0	0	0	0	0	0	0	0	0	0	0	38	26.1	34.2	25 to 35	52.6	16	42.1
04/03/2025	15:00	2	2	2	11	18	5	3	1	0	0	0	0	0	0	0	0	0	0	0	0	44	30.5	37	25 to 35	65.9	27	61.4
04/03/2025	16:00	2	2	7	17	12	7	1	0	0	0	0	0	0	0	0	0	0	0	0	0	48	28.4	35.7	25 to 35	60.4	20	41.7
04/03/2025	17:00	1	1	3	16	16	7	1	0	0	0	0	0	0	0	0	0	0	0	0	0	45	29.9	35.7	25 to 35	71.1	24	53.3
04/03/2025	18:00	0	0	2	5	8	2	0	0	0	0	0	0	0	0	0	0	0	0	0	0	17	30	34.4	25 to 35	76.5	10	58.8
04/03/2025	19:00	0	0	0	5	7	1	0	0	0	0	0	0	0	0	0	0	0	0	0	0	13	30.8	34.3	25 to 35	92.3	8	61.5
04/03/2025	20:00	1	0	0	5	5	1	0	0	0	0	0	0	0	0	0	0	0	0	0	0	12	28.3	34	25 to 35	83.3	6	50.0
04/03/2025	21:00	0	0	2	2	0	1	1	0	0	0	0	0	0	0	0	0	0	0	0	0	6	29.7	40	20 to 30	66.7	2	33.3
04/03/2025	22:00	0	0	0	0	2	0	1	0	0	0	0	0	0	0	0	0	0	0	0	0	3	35.3	45	25 to 35	66.7	3	100.0
04/03/2025	23:00	0	0	0	0	0	0	0	0	0	0	0	0	0	0	0	0	0	0	0	0	0	0	0	*	*	*	*
24 Hr Summary		25	13	55	158	186	77	23	5	0	0	0	0	0	0	0	0	0	0	0	0	542	29.7	36.6	25 to 35	63.5	291	53.7

Incoming Histogram

Broadmarston

from Sat-Mar-01-2025-12-00-AM to Wed-Mar-19-2025-11-59-AM

Date	Starting Hr:min	<15	15 to <20	20 to <25	25 to <30	30 to <35	35 to <40	40 to <45	45 to <50	50 to <55	55 to <60	60 to <65	65 to <70	70 to <75	75 to <80	80 to <85	85 to <90	90 to <95	95 to <100	100 to >105	Total Counts	Avg Speed (MPH)	85pet Speed	10MPH Pace	% in pace	# of Speeders	% Speeders	
05/03/2025	00:00	0	0	0	1	0	0	0	0	0	0	0	0	0	0	0	0	0	0	0	0	1	27	30	20 to 30	100.0	*	*
05/03/2025	01:00	0	0	0	0	0	0	0	0	0	0	0	0	0	0	0	0	0	0	0	0	0	0	0	*	*	*	*
05/03/2025	02:00	0	0	0	0	0	0	0	0	0	0	0	0	0	0	0	0	0	0	0	0	0	0	0	*	*	*	*
05/03/2025	03:00	0	0	0	0	0	0	0	0	0	0	0	0	0	0	0	0	0	0	0	0	0	0	0	*	*	*	*
05/03/2025	04:00	0	0	0	0	0	1	1	0	0	0	0	0	0	0	0	0	0	0	0	0	2	39.5	45	35 to 45	100.0	2	100.0
05/03/2025	05:00	1	0	0	0	0	2	0	0	0	0	0	0	0	0	0	0	0	0	0	0	3	28.7	40	30 to 40	66.7	2	66.7
05/03/2025	06:00	1	1	0	3	1	4	0	1	0	0	0	0	0	0	0	0	0	0	0	0	11	30.2	38.8	30 to 40	45.5	6	54.5
05/03/2025	07:00	1	1	2	14	8	7	3	0	0	0	0	0	0	0	0	0	0	0	0	0	36	30.6	38.6	25 to 35	61.1	18	50.0
05/03/2025	08:00	3	1	6	14	16	5	3	0	0	0	0	0	0	0	0	0	0	0	0	0	48	29	36	25 to 35	62.5	24	50.0
05/03/2025	09:00	1	1	2	13	9	4	0	0	0	0	0	0	0	0	0	0	0	0	0	0	30	28.9	35	25 to 35	73.3	13	43.3
05/03/2025	10:00	0	0	1	7	4	6	1	0	0	0	0	0	0	0	0	0	0	0	0	0	19	31.9	38.3	25 to 35	57.9	11	57.9
05/03/2025	11:00	2	1	2	7	7	5	3	0	1	0	0	0	0	0	0	0	0	0	0	0	28	30.8	40	25 to 35	50.0	16	57.1
05/03/2025	12:00	0	0	4	14	14	6	1	0	0	0	0	0	0	0	0	0	0	0	0	0	39	30.5	35.8	25 to 35	71.8	21	53.8
05/03/2025	13:00	3	2	8	8	7	0	0	0	0	0	0	0	0	0	0	0	0	0	0	0	28	24.7	32.1	20 to 30	57.1	7	25.0
05/03/2025	14:00	1	0	2	6	10	7	1	0	0	0	0	0	0	0	0	0	0	0	0	0	27	31.3	37.9	30 to 40	63.0	18	66.7
05/03/2025	15:00	3	4	4	13	22	7	0	0	0	0	0	0	0	0	0	0	0	0	0	0	53	28.5	34.8	25 to 35	66.0	29	54.7
05/03/2025	16:00	1	0	3	11	15	5	1	0	0	0	0	0	0	0	0	0	0	0	0	0	36	30.3	36	25 to 35	72.2	21	58.3
05/03/2025	17:00	2	1	7	6	9	8	1	0	0	0	0	0	0	0	0	0	0	0	0	0	34	29.1	37.5	30 to 40	50.0	18	52.9
05/03/2025	18:00	1	0	1	10	7	6	1	0	0	0	0	0	0	0	0	0	0	0	0	0	26	30.4	37.5	25 to 35	65.4	14	53.8
05/03/2025	19:00	0	0	2	6	2	4	0	0	0	0	0	0	0	0	0	0	0	0	0	0	14	29.9	37.5	20 to 30	57.1	6	42.9
05/03/2025	20:00	0	0	0	2	1	0	0	0	0	0	0	0	0	0	0	0	0	0	0	0	3	28.7	35	25 to 35	100.0	1	33.3
05/03/2025	21:00	0	0	3	4	0	0	0	0	0	0	0	0	0	0	0	0	0	0	0	0	7	25	28.8	20 to 30	100.0	*	*
05/03/2025	22:00	0	0	0	0	0	0	1	0	0	0	0	0	0	0	0	0	0	0	0	0	1	42	45	35 to 45	100.0	1	100.0
05/03/2025	23:00	0	0	0	0	0	0	0	0	0	0	0	0	0	0	0	0	0	0	0	0	0	0	0	*	*	*	*
24 Hr Summary		20	12	47	139	132	77	17	1	1	0	0	0	0	0	0	0	0	0	0	446	29.5	36.9	25 to 35	60.8	228	51.1	

Incoming Histogram

Broadmarston

from Sat-Mar-01-2025-12-00-AM to Wed-Mar-19-2025-11-59-AM

Date	Starting Hr:min	<15	15 to <20	20 to <25	25 to <30	30 to <35	35 to <40	40 to <45	45 to <50	50 to <55	55 to <60	60 to <65	65 to <70	70 to <75	75 to <80	80 to <85	85 to <90	90 to <95	95 to <100	100 to >105	Total Counts	Avg Speed (MPH)	85pet Speed	10MPH Pace	% in pace	# of Speeders	% Speeders	
06/03/2025	00:00	0	0	1	1	0	0	0	0	0	0	0	0	0	0	0	0	0	0	0	0	2	24.5	30	20 to 30	100.0	*	*
06/03/2025	01:00	0	0	0	0	0	0	0	0	0	0	0	0	0	0	0	0	0	0	0	0	0	0	0	*	*	*	*
06/03/2025	02:00	0	0	0	0	0	0	0	0	0	0	0	0	0	0	0	0	0	0	0	0	0	0	0	*	*	*	*
06/03/2025	03:00	0	0	0	0	0	0	0	0	0	0	0	1	0	0	0	0	0	0	0	0	1	67	70	60 to 70	100.0	1	100.0
06/03/2025	04:00	1	0	0	0	0	0	1	0	0	0	0	0	0	0	0	0	0	0	0	0	2	27	45	5 to 15	50.0	1	50.0
06/03/2025	05:00	0	1	1	0	1	1	0	1	0	0	0	0	0	0	0	0	0	0	0	0	5	31	40	15 to 25	40.0	3	60.0
06/03/2025	06:00	0	1	1	3	3	2	0	0	1	0	0	0	0	0	0	0	0	0	0	0	11	31.1	37.5	25 to 35	54.5	6	54.5
06/03/2025	07:00	1	0	4	15	8	9	5	0	0	0	0	0	0	0	0	0	0	0	0	0	42	31.2	39.4	25 to 35	54.8	22	52.4
06/03/2025	08:00	4	2	8	10	15	4	2	0	0	0	0	0	0	0	0	0	0	0	0	0	45	27.7	34.7	25 to 35	55.6	21	46.7
06/03/2025	09:00	1	2	2	10	13	8	1	0	0	0	0	0	0	0	0	0	0	0	0	0	37	30.3	36.9	25 to 35	62.2	22	59.5
06/03/2025	10:00	3	2	3	8	4	1	1	0	0	0	0	0	0	0	0	0	0	0	0	0	22	25.3	33.8	25 to 35	54.5	6	27.3
06/03/2025	11:00	0	0	4	10	12	1	0	1	0	0	0	0	0	0	0	0	0	0	0	0	28	29.8	34.2	25 to 35	78.6	14	50.0
06/03/2025	12:00	1	1	4	11	6	0	0	0	0	0	0	0	0	0	0	0	0	0	0	0	23	26.5	32.5	25 to 35	73.9	6	26.1
06/03/2025	13:00	1	0	4	8	12	2	1	1	0	0	0	0	0	0	0	0	0	0	0	0	29	29.9	35	25 to 35	69.0	16	55.2
06/03/2025	14:00	0	1	3	17	9	4	0	0	0	0	0	0	0	0	0	0	0	0	0	0	34	29	34.4	25 to 35	76.5	13	38.2
06/03/2025	15:00	0	1	6	8	15	7	0	0	0	0	0	0	0	0	0	0	0	0	0	0	37	30.1	35.7	25 to 35	62.2	22	59.5
06/03/2025	16:00	0	4	8	11	16	8	1	0	0	0	0	0	0	0	0	0	0	0	0	0	48	29.3	36.2	25 to 35	56.3	25	52.1
06/03/2025	17:00	0	0	9	13	9	8	0	0	0	0	0	0	0	0	0	0	0	0	0	0	39	29.4	36.2	20 to 30	56.4	17	43.6
06/03/2025	18:00	0	0	5	8	11	5	1	1	0	0	0	0	0	0	0	0	0	0	0	0	31	30.9	37	25 to 35	61.3	18	58.1
06/03/2025	19:00	0	1	2	7	7	0	0	0	0	0	0	0	0	0	0	0	0	0	0	0	17	28.1	32.9	25 to 35	82.4	7	41.2
06/03/2025	20:00	0	0	0	2	5	0	1	0	0	0	0	0	0	0	0	0	0	0	0	0	8	32.1	35	25 to 35	87.5	6	75.0
06/03/2025	21:00	1	0	0	1	0	1	0	0	0	0	0	0	0	0	0	0	0	0	0	0	3	23.7	40	0 to 10	33.3	1	33.3
06/03/2025	22:00	0	0	0	0	2	1	0	0	0	0	0	0	0	0	0	0	0	0	0	0	3	33.7	40	30 to 40	100.0	3	100.0
06/03/2025	23:00	0	0	0	0	0	0	0	0	0	0	0	0	0	0	0	0	0	0	0	0	0	0	0	*	*	*	*
24 Hr Summary		13	16	65	143	148	62	14	4	1	0	0	1	0	0	0	0	0	0	0	0	467	29.4	36	25 to 35	62.3	230	49.3

Incoming Histogram

Broadmarston

from Sat-Mar-01-2025-12-00-AM to Wed-Mar-19-2025-11-59-AM

Date	Starting Hr:min	<15	15 to <20	20 to <25	25 to <30	30 to <35	35 to <40	40 to <45	45 to <50	50 to <55	55 to <60	60 to <65	65 to <70	70 to <75	75 to <80	80 to <85	85 to <90	90 to <95	95 to <100	100 to >105	Total Counts	Avg Speed (MPH)	85pet Speed	10MPH Pace	% in pace	# of Speeders	% Speeders	
07/03/2025	00:00	0	0	0	0	0	0	0	0	0	0	0	0	0	0	0	0	0	0	0	0	0	0	*	*	*	*	
07/03/2025	01:00	0	0	0	0	1	0	0	0	0	0	0	0	0	0	0	0	0	0	0	0	1	32	35	25 to 35	100.0	1	100.0
07/03/2025	02:00	0	0	0	0	0	0	0	0	0	0	0	0	0	0	0	0	0	0	0	0	0	0	0	*	*	*	*
07/03/2025	03:00	0	0	0	0	0	0	0	0	0	0	0	0	0	0	0	0	0	0	0	0	0	0	0	*	*	*	*
07/03/2025	04:00	0	0	0	0	0	0	2	0	0	0	0	0	0	0	0	0	0	0	0	0	2	42	45	35 to 45	100.0	2	100.0
07/03/2025	05:00	0	0	1	0	1	0	0	0	0	0	0	0	0	0	0	0	0	0	0	0	2	27	35	15 to 25	50.0	1	50.0
07/03/2025	06:00	0	0	1	1	2	2	2	0	1	0	0	0	0	0	0	0	0	0	0	0	9	36	45	30 to 40	44.4	7	77.8
07/03/2025	07:00	2	0	5	10	7	4	4	0	0	0	0	0	0	0	0	0	0	0	0	0	32	29.5	38.8	25 to 35	53.1	15	46.9
07/03/2025	08:00	1	1	3	20	19	8	0	1	0	0	0	0	0	0	0	0	0	0	0	0	53	30.1	35.6	25 to 35	73.6	28	52.8
07/03/2025	09:00	2	2	15	29	13	4	1	0	0	0	0	0	0	0	0	0	0	0	0	0	66	27.2	33.1	20 to 30	66.7	18	27.3
07/03/2025	10:00	1	2	10	33	15	2	0	0	0	0	0	0	0	0	0	0	0	0	0	0	63	27.4	32.7	25 to 35	76.2	17	27.0
07/03/2025	11:00	1	0	10	27	22	7	0	0	0	0	0	0	0	0	0	0	0	0	0	0	67	29	34.3	25 to 35	73.1	29	43.3
07/03/2025	12:00	5	5	12	27	15	8	0	1	0	0	0	0	0	0	0	0	0	0	0	0	73	27	34.3	25 to 35	57.5	24	32.9
07/03/2025	13:00	0	4	8	26	12	5	1	0	0	0	0	0	0	0	0	0	0	0	0	0	56	28.1	34.2	25 to 35	67.9	18	32.1
07/03/2025	14:00	1	2	12	17	20	15	3	1	0	0	0	0	0	0	0	0	0	0	0	0	71	30.5	37.7	25 to 35	52.1	39	54.9
07/03/2025	15:00	6	4	11	24	25	7	1	0	0	0	0	0	0	0	0	0	0	0	0	0	78	27.5	34.2	25 to 35	62.8	33	42.3
07/03/2025	16:00	4	3	19	30	25	8	0	0	0	0	0	0	0	0	0	0	0	0	0	0	89	27.5	34	25 to 35	61.8	33	37.1
07/03/2025	17:00	4	3	9	22	20	9	3	1	0	0	0	0	0	0	0	0	0	0	0	0	71	29	36.1	25 to 35	59.2	33	46.5
07/03/2025	18:00	2	2	7	18	15	3	1	0	0	0	0	0	0	0	0	0	0	0	0	0	48	28	34	25 to 35	68.8	19	39.6
07/03/2025	19:00	0	1	3	9	10	6	1	0	0	0	0	0	0	0	0	0	0	0	0	0	30	30.5	37.5	25 to 35	63.3	17	56.7
07/03/2025	20:00	0	1	1	10	6	1	0	0	0	0	0	0	0	0	0	0	0	0	0	0	19	28.5	33.3	25 to 35	84.2	7	36.8
07/03/2025	21:00	0	0	1	10	4	2	0	0	0	0	0	0	0	0	0	0	0	0	0	0	17	29.4	33.8	25 to 35	82.4	6	35.3
07/03/2025	22:00	0	0	0	0	6	1	0	0	0	0	0	0	0	0	0	0	0	0	0	0	7	32.9	35	30 to 40	100.0	7	100.0
07/03/2025	23:00	0	0	0	1	4	1	0	0	0	0	0	0	0	0	0	0	0	0	0	0	6	32.2	35	25 to 35	83.3	5	83.3
24 Hr Summary		29	30	128	314	242	93	19	4	1	0	0	0	0	0	0	0	0	0	0	0	860	28.6	34.8	25 to 35	64.7	359	41.7

Incoming Histogram

Broadmarston

from Sat-Mar-01-2025-12-00-AM to Wed-Mar-19-2025-11-59-AM

Date	Starting Hr:min	<15	15 to <20	20 to <25	25 to <30	30 to <35	35 to <40	40 to <45	45 to <50	50 to <55	55 to <60	60 to <65	65 to <70	70 to <75	75 to <80	80 to <85	85 to <90	90 to <95	95 to <100	100 to >105	Total Counts	Avg Speed (MPH)	85pet Speed	10MPH Pace	% in pace	# of Speeders	% Speeders	
08/03/2025	00:00	0	0	0	0	1	0	0	0	0	0	0	0	0	0	0	0	0	0	0	0	1	32	35	25 to 35	100.0	1	100.0
08/03/2025	01:00	1	0	0	0	0	0	0	0	0	0	0	0	0	0	0	0	0	0	0	0	1	7	10	0 to 10	100.0	*	*
08/03/2025	02:00	0	0	0	0	0	0	0	0	0	0	0	0	0	0	0	0	0	0	0	0	0	0	0	*	*	*	*
08/03/2025	03:00	0	0	0	0	1	0	0	0	0	0	0	0	0	0	0	0	0	0	0	0	1	32	35	25 to 35	100.0	1	100.0
08/03/2025	04:00	0	0	0	0	0	2	0	0	0	0	0	0	0	0	0	0	0	0	0	0	2	37	40	30 to 40	100.0	2	100.0
08/03/2025	05:00	0	0	0	0	0	1	0	0	0	0	0	0	0	0	0	0	0	0	0	0	1	37	40	30 to 40	100.0	1	100.0
08/03/2025	06:00	0	0	1	1	4	3	1	0	0	0	0	0	0	0	0	0	0	0	0	0	10	33.1	38.3	30 to 40	70.0	8	80.0
08/03/2025	07:00	0	1	3	3	15	7	5	0	0	0	0	0	0	0	0	0	0	0	0	0	34	32.9	40	30 to 40	64.7	27	79.4
08/03/2025	08:00	0	0	1	10	12	12	8	1	0	0	0	0	0	0	0	0	0	0	0	0	44	34.5	41.2	30 to 40	54.5	33	75.0
08/03/2025	09:00	0	3	14	31	23	8	1	0	0	0	0	0	0	0	0	0	0	0	0	0	80	28.7	34.3	25 to 35	67.5	32	40.0
08/03/2025	10:00	3	6	11	23	25	9	4	1	0	0	0	0	0	0	0	0	0	0	0	0	82	28.9	36.1	25 to 35	58.5	39	47.6
08/03/2025	11:00	4	0	9	22	22	8	2	0	0	0	0	0	0	0	0	0	0	0	0	0	67	29	35	25 to 35	65.7	32	47.8
08/03/2025	12:00	0	4	13	23	25	10	1	1	0	0	0	0	0	0	0	0	0	0	0	0	77	29.3	35	25 to 35	62.3	37	48.1
08/03/2025	13:00	0	1	7	12	13	5	0	0	0	0	0	0	0	0	0	0	0	0	0	0	38	29.1	34.6	25 to 35	65.8	18	47.4
08/03/2025	14:00	2	2	7	18	17	10	1	1	0	0	0	0	0	0	0	0	0	0	0	0	58	29.5	36.5	25 to 35	60.3	29	50.0
08/03/2025	15:00	1	4	4	17	16	2	1	0	0	0	0	0	0	0	0	0	0	0	0	0	45	28.2	33.8	25 to 35	73.3	19	42.2
08/03/2025	16:00	4	4	6	27	13	4	2	0	0	0	0	0	0	0	0	0	0	0	0	0	60	27.4	33.8	25 to 35	66.7	19	31.7
08/03/2025	17:00	1	1	4	16	21	5	1	0	0	0	0	0	0	0	0	0	0	0	0	0	49	29.8	34.8	25 to 35	75.5	27	55.1
08/03/2025	18:00	1	0	2	11	15	6	1	0	0	0	0	0	0	0	0	0	0	0	0	0	36	30.5	36.7	25 to 35	72.2	22	61.1
08/03/2025	19:00	0	0	0	9	6	7	0	0	0	0	0	0	0	0	0	0	0	0	0	0	22	31.7	37.9	25 to 35	68.2	13	59.1
08/03/2025	20:00	0	2	1	3	5	5	0	0	0	0	0	0	0	0	0	0	0	0	0	0	16	30.3	38	30 to 40	62.5	10	62.5
08/03/2025	21:00	0	0	1	3	4	2	0	0	0	0	0	0	0	0	0	0	0	0	0	0	10	30.6	35	25 to 35	70.0	6	60.0
08/03/2025	22:00	0	1	0	3	2	0	0	1	0	0	0	0	0	0	0	0	0	0	0	0	7	30	35	25 to 35	71.4	3	42.9
08/03/2025	23:00	0	0	1	1	1	1	1	0	0	0	0	0	0	0	0	0	0	0	0	0	5	32	40	20 to 30	40.0	3	60.0
24 Hr Summary		17	29	85	233	241	107	29	5	0	0	0	0	0	0	0	0	0	0	0	746	29.7	36.4	25 to 35	63.5	382	51.2	

Incoming Histogram

Broadmarston

from Sat-Mar-01-2025-12-00-AM to Wed-Mar-19-2025-11-59-AM

Date	Starting Hr:min	<15	15 to <20	20 to <25	25 to <30	30 to <35	35 to <40	40 to <45	45 to <50	50 to <55	55 to <60	60 to <65	65 to <70	70 to <75	75 to <80	80 to <85	85 to <90	90 to <95	95 to <100	100 to >105	Total Counts	Avg Speed (MPH)	85pet Speed	10MPH Pace	% in pace	# of Speeders	% Speeders	
09/03/2025	00:00	0	0	1	1	4	0	0	0	0	0	0	0	0	0	0	0	0	0	0	0	6	29.7	33.8	25 to 35	83.3	4	66.7
09/03/2025	01:00	0	0	0	0	0	1	0	0	0	0	0	0	0	0	0	0	0	0	0	0	1	37	40	30 to 40	100.0	1	100.0
09/03/2025	02:00	0	0	0	0	1	0	0	0	0	0	0	0	0	0	0	0	0	0	0	0	1	32	35	25 to 35	100.0	1	100.0
09/03/2025	03:00	0	0	0	0	0	0	0	1	0	0	0	0	0	0	0	0	0	0	0	0	1	47	50	40 to 50	100.0	1	100.0
09/03/2025	04:00	0	0	0	0	0	0	0	0	0	0	0	0	0	0	0	0	0	0	0	0	0	0	0	*	*	*	*
09/03/2025	05:00	0	0	0	1	1	0	0	0	0	0	0	0	0	0	0	0	0	0	0	0	2	29.5	35	25 to 35	100.0	1	50.0
09/03/2025	06:00	0	0	0	0	1	1	0	0	0	0	0	0	0	0	0	0	0	0	0	0	2	34.5	40	30 to 40	100.0	2	100.0
09/03/2025	07:00	0	0	3	3	3	2	1	0	0	0	0	0	0	0	0	0	0	0	0	0	12	30	37.5	20 to 30	50.0	6	50.0
09/03/2025	08:00	0	0	1	2	11	5	4	0	0	0	0	0	0	0	0	0	0	0	0	0	23	34.2	41.2	30 to 40	69.6	20	87.0
09/03/2025	09:00	7	5	6	9	13	3	1	0	0	0	0	0	0	0	0	0	0	0	0	0	44	25.5	33.8	25 to 35	50.0	17	38.6
09/03/2025	10:00	4	3	8	19	18	2	0	0	0	0	0	0	0	0	0	0	0	0	0	0	54	26.8	33.3	25 to 35	68.5	20	37.0
09/03/2025	11:00	0	2	9	15	19	4	1	0	0	0	0	0	0	0	0	0	0	0	0	0	50	29	34.2	25 to 35	68.0	24	48.0
09/03/2025	12:00	1	5	9	23	16	5	0	1	0	0	0	0	0	0	0	0	0	0	0	0	60	28	34.1	25 to 35	65.0	22	36.7
09/03/2025	13:00	2	2	4	26	12	8	1	0	0	0	0	0	0	0	0	0	0	0	0	0	55	28.6	35.6	25 to 35	69.1	21	38.2
09/03/2025	14:00	3	1	5	12	15	5	2	0	0	0	0	0	0	0	0	0	0	0	0	0	43	28.7	36	25 to 35	62.8	22	51.2
09/03/2025	15:00	1	4	8	16	17	5	1	0	0	0	0	0	0	0	0	0	0	0	0	0	52	28.2	34.4	25 to 35	63.5	23	44.2
09/03/2025	16:00	0	1	6	12	16	5	1	0	0	0	0	0	0	0	0	0	0	0	0	0	41	29.8	35	25 to 35	68.3	22	53.7
09/03/2025	17:00	0	0	6	12	9	5	2	0	0	0	0	0	0	0	0	0	0	0	0	0	34	30.1	37	25 to 35	61.8	16	47.1
09/03/2025	18:00	0	0	1	18	9	5	0	0	0	0	0	0	0	0	0	0	0	0	0	0	33	30.1	35	25 to 35	81.8	14	42.4
09/03/2025	19:00	0	0	1	3	8	3	1	0	0	0	0	0	0	0	0	0	0	0	0	0	16	32.1	38.3	25 to 35	68.8	12	75.0
09/03/2025	20:00	0	0	1	1	2	4	0	0	0	0	0	0	0	0	0	0	0	0	0	0	8	32.9	38.8	30 to 40	75.0	6	75.0
09/03/2025	21:00	0	0	0	4	3	1	0	0	0	0	0	0	0	0	0	0	0	0	0	0	8	30.3	35	25 to 35	87.5	4	50.0
09/03/2025	22:00	0	0	0	2	1	0	0	0	0	0	0	0	0	0	0	0	0	0	0	0	3	28.7	35	25 to 35	100.0	1	33.3
09/03/2025	23:00	0	0	0	1	2	0	0	0	0	0	0	0	0	0	0	0	0	0	0	0	3	30.3	35	25 to 35	100.0	2	66.7
24 Hr Summary		18	23	69	180	181	64	15	2	0	0	0	0	0	0	0	0	0	0	0	0	552	28.9	34.9	25 to 35	65.4	262	47.5

Incoming Histogram

Broadmarston

from Sat-Mar-01-2025-12-00-AM to Wed-Mar-19-2025-11-59-AM

Date	Starting Hr:min	<15	15 to <20	20 to <25	25 to <30	30 to <35	35 to <40	40 to <45	45 to <50	50 to <55	55 to <60	60 to <65	65 to <70	70 to <75	75 to <80	80 to <85	85 to <90	90 to <95	95 to <100	100 to >105	Total Counts	Avg Speed (MPH)	85pet Speed	10MPH Pace	% in pace	# of Speeders	% Speeders	
10/03/2025	00:00	0	0	0	0	0	0	0	1	0	0	0	0	0	0	0	0	0	0	0	0	1	47	50	40 to 50	100.0	1	100.0
10/03/2025	01:00	0	0	0	0	0	0	0	0	0	0	0	0	0	0	0	0	0	0	0	0	0	0	0	*	*	*	*
10/03/2025	02:00	0	0	0	0	0	0	0	0	0	0	0	0	0	0	0	0	0	0	0	0	0	0	0	*	*	*	*
10/03/2025	03:00	0	0	0	0	0	0	0	0	0	0	0	0	0	0	0	0	0	0	0	0	0	0	0	*	*	*	*
10/03/2025	04:00	0	0	0	0	0	2	2	0	1	0	0	0	0	0	0	0	0	0	0	0	5	42	45	35 to 45	80.0	5	100.0
10/03/2025	05:00	0	1	2	1	3	2	3	0	0	0	0	0	0	0	0	0	0	0	0	0	12	32.2	41.7	30 to 40	41.7	8	66.7
10/03/2025	06:00	0	0	1	2	7	2	5	0	0	0	0	0	0	0	0	0	0	0	0	0	17	34.5	42	25 to 35	52.9	14	82.4
10/03/2025	07:00	1	0	6	22	17	7	2	0	0	0	0	0	0	0	0	0	0	0	0	0	55	29.8	35.7	25 to 35	70.9	26	47.3
10/03/2025	08:00	1	4	12	30	24	6	3	0	0	0	0	0	0	0	0	0	0	0	0	0	80	28.6	34.4	25 to 35	67.5	33	41.3
10/03/2025	09:00	2	3	16	16	9	4	0	0	0	0	0	0	0	0	0	0	0	0	0	0	50	26.1	32.8	20 to 30	64.0	13	26.0
10/03/2025	10:00	1	2	13	21	9	1	0	0	0	0	0	0	0	0	0	0	0	0	0	0	47	26.4	31.7	20 to 30	72.3	10	21.3
10/03/2025	11:00	0	4	8	15	7	1	0	0	0	0	0	0	0	0	0	0	0	0	0	0	35	26.1	32.1	20 to 30	65.7	8	22.9
10/03/2025	12:00	4	3	12	15	9	2	1	0	0	0	0	0	0	0	0	0	0	0	0	0	46	25.7	32.8	20 to 30	58.7	12	26.1
10/03/2025	13:00	3	9	11	12	10	0	0	0	0	0	0	0	0	0	0	0	0	0	0	0	45	24.2	31.5	20 to 30	51.1	10	22.2
10/03/2025	14:00	4	3	5	17	11	3	0	0	0	0	0	0	0	0	0	0	0	0	0	0	43	26.4	33.6	25 to 35	65.1	14	32.6
10/03/2025	15:00	1	0	10	12	16	4	0	0	0	0	0	0	0	0	0	0	0	0	0	0	43	28.6	34.4	25 to 35	65.1	20	46.5
10/03/2025	16:00	1	3	7	18	33	7	0	0	0	0	0	0	0	0	0	0	0	0	0	0	69	29.6	34.5	25 to 35	73.9	40	58.0
10/03/2025	17:00	1	2	8	20	17	6	0	0	0	0	0	0	0	0	0	0	0	0	0	0	54	28.5	34.4	25 to 35	68.5	23	42.6
10/03/2025	18:00	0	0	9	11	13	3	0	0	0	0	0	0	0	0	0	0	0	0	0	0	36	28.7	34.2	25 to 35	66.7	16	44.4
10/03/2025	19:00	0	0	0	3	13	1	1	0	0	0	0	0	0	0	0	0	0	0	0	0	18	32.2	34.6	25 to 35	88.9	15	83.3
10/03/2025	20:00	0	0	2	1	5	2	1	0	0	0	0	0	0	0	0	0	0	0	0	0	11	31.6	37.5	30 to 40	63.6	8	72.7
10/03/2025	21:00	0	0	0	1	5	1	0	0	0	0	0	0	0	0	0	0	0	0	0	0	7	32.1	35	25 to 35	85.7	6	85.7
10/03/2025	22:00	0	0	1	0	4	1	1	0	0	0	0	0	0	0	0	0	0	0	0	0	7	32.9	40	30 to 40	71.4	6	85.7
10/03/2025	23:00	0	0	0	0	0	1	0	0	0	0	0	0	0	0	0	0	0	0	0	0	1	37	40	30 to 40	100.0	1	100.0
24 Hr Summary		19	34	123	217	212	56	19	1	1	0	0	0	0	0	0	0	0	0	0	682	28.3	34.4	25 to 35	62.9	289	42.4	

Incoming Histogram

Broadmarston

from Sat-Mar-01-2025-12-00-AM to Wed-Mar-19-2025-11-59-AM

Date	Starting Hr:min	<15	15 to <20	20 to <25	25 to <30	30 to <35	35 to <40	40 to <45	45 to <50	50 to <55	55 to <60	60 to <65	65 to <70	70 to <75	75 to <80	80 to <85	85 to <90	90 to <95	95 to <100	100 to >105	Total Counts	Avg Speed (MPH)	85pet Speed	10MPH Pace	% in pace	# of Speeders	% Speeders
11/03/2025	00:00	0	0	0	0	0	0	0	0	0	0	0	0	0	0	0	0	0	0	0	0	0	0	*	*	*	*
11/03/2025	01:00	0	0	0	0	0	0	0	0	0	0	0	0	0	0	0	0	0	0	0	0	0	0	*	*	*	*
11/03/2025	02:00	0	0	0	0	0	0	0	0	0	0	0	0	0	0	0	0	0	0	0	0	0	0	*	*	*	*
11/03/2025	03:00	0	0	0	0	0	1	0	0	0	0	0	0	0	0	0	0	0	0	0	1	37	40	30 to 40	100.0	1	100.0
11/03/2025	04:00	0	0	1	0	0	2	2	0	0	0	0	0	0	0	0	0	0	0	0	5	36	42.5	35 to 45	80.0	4	80.0
11/03/2025	05:00	0	0	0	2	2	2	1	0	0	0	0	0	0	0	0	0	0	0	0	7	33.4	40	25 to 35	57.1	5	71.4
11/03/2025	06:00	0	0	2	2	6	6	1	0	0	0	0	0	0	0	0	0	0	0	0	17	32.7	38.3	30 to 40	70.6	13	76.5
11/03/2025	07:00	0	3	10	17	17	17	1	0	0	0	0	0	0	0	0	0	0	0	0	65	30.2	37.4	25 to 35	52.3	35	53.8
11/03/2025	08:00	0	2	9	26	26	13	2	0	0	0	0	0	0	0	0	0	0	0	0	78	30.2	36.2	25 to 35	66.7	41	52.6
11/03/2025	09:00	4	0	4	26	13	3	0	0	0	0	0	0	0	0	0	0	0	0	0	50	27.5	33.1	25 to 35	78.0	16	32.0
11/03/2025	10:00	1	1	10	25	13	4	0	0	0	0	0	0	0	0	0	0	0	0	0	54	27.9	33.5	25 to 35	70.4	17	31.5
11/03/2025	11:00	1	3	13	22	11	4	1	0	0	0	0	0	0	0	0	0	0	0	0	55	27.3	33.6	20 to 30	63.6	16	29.1
11/03/2025	12:00	0	1	12	30	16	4	0	0	0	0	0	0	0	0	0	0	0	0	0	63	28.1	33.4	25 to 35	73.0	20	31.7
11/03/2025	13:00	0	1	7	10	19	4	2	0	0	0	0	0	0	0	0	0	0	0	0	43	30.1	35	25 to 35	67.4	25	58.1
11/03/2025	14:00	0	4	8	28	15	6	4	0	0	0	0	0	0	0	0	0	0	0	0	65	29.1	35	25 to 35	66.2	25	38.5
11/03/2025	15:00	3	3	12	20	15	10	0	0	0	0	0	0	0	0	0	0	0	0	0	63	27.9	35.5	25 to 35	55.6	25	39.7
11/03/2025	16:00	1	3	8	26	20	6	0	0	0	0	0	0	0	0	0	0	0	0	0	64	28.4	34	25 to 35	71.9	26	40.6
11/03/2025	17:00	1	4	14	32	24	7	3	0	0	0	0	0	0	0	0	0	0	0	0	85	28.6	34.4	25 to 35	65.9	34	40.0
11/03/2025	18:00	0	0	6	21	21	2	1	0	0	0	0	0	0	0	0	0	0	0	0	51	29.5	33.8	25 to 35	82.4	24	47.1
11/03/2025	19:00	0	0	3	7	9	3	0	1	0	0	0	0	0	0	0	0	0	0	0	23	30.7	36.7	25 to 35	69.6	13	56.5
11/03/2025	20:00	0	0	1	6	3	1	0	0	0	0	0	0	0	0	0	0	0	0	0	11	29	33.3	25 to 35	81.8	4	36.4
11/03/2025	21:00	0	0	0	5	5	1	1	0	0	0	0	0	0	0	0	0	0	0	0	12	31.4	35	25 to 35	83.3	7	58.3
11/03/2025	22:00	0	0	1	0	3	3	0	0	0	0	0	0	0	0	0	0	0	0	0	7	32.9	38.3	30 to 40	85.7	6	85.7
11/03/2025	23:00	0	0	0	0	2	0	0	0	0	0	0	0	0	0	0	0	0	0	0	2	32	35	25 to 35	100.0	2	100.0
24 Hr Summary		11	25	121	305	240	99	19	1	0	0	0	0	0	0	0	0	0	0	0	821	29.1	34.9	25 to 35	66.4	359	43.7

Incoming Histogram

Broadmarston

from Sat-Mar-01-2025-12-00-AM to Wed-Mar-19-2025-11-59-AM

Date	Starting Hr:min	<15	15 to <20	20 to <25	25 to <30	30 to <35	35 to <40	40 to <45	45 to <50	50 to <55	55 to <60	60 to <65	65 to <70	70 to <75	75 to <80	80 to <85	85 to <90	90 to <95	95 to <100	100 to >105	Total Counts	Avg Speed (MPH)	85pet Speed	10MPH Pace	% in pace	# of Speeders	% Speeders	
12/03/2025	00:00	0	0	0	0	0	1	0	0	0	0	0	0	0	0	0	0	0	0	0	0	1	37	40	30 to 40	100.0	1	100.0
12/03/2025	01:00	0	0	0	0	0	1	0	0	0	0	0	0	0	0	0	0	0	0	0	0	1	37	40	30 to 40	100.0	1	100.0
12/03/2025	02:00	0	0	0	0	0	1	0	0	0	0	0	0	0	0	0	0	0	0	0	0	1	37	40	30 to 40	100.0	1	100.0
12/03/2025	03:00	0	0	0	0	0	1	0	0	0	0	0	0	0	0	0	0	0	0	0	0	1	37	40	30 to 40	100.0	1	100.0
12/03/2025	04:00	0	0	0	0	1	1	0	0	0	0	0	0	0	0	0	0	0	0	0	0	2	34.5	40	30 to 40	100.0	2	100.0
12/03/2025	05:00	0	0	1	4	4	3	1	0	0	0	0	0	0	0	0	0	0	0	0	0	13	31.7	38.3	25 to 35	61.5	8	61.5
12/03/2025	06:00	0	1	1	6	6	4	0	0	1	0	0	0	0	0	0	0	0	0	0	0	19	31.4	37.5	25 to 35	63.2	11	57.9
12/03/2025	07:00	0	0	4	19	27	14	1	2	0	0	0	0	0	0	0	0	0	0	0	0	67	32	37.5	25 to 35	68.7	44	65.7
12/03/2025	08:00	0	2	16	31	21	13	2	0	0	0	0	0	0	0	0	0	0	0	0	0	85	29.3	35.8	25 to 35	61.2	36	42.4
12/03/2025	09:00	1	0	12	26	20	6	0	0	0	0	0	0	0	0	0	0	0	0	0	0	65	28.7	34	25 to 35	70.8	26	40.0
12/03/2025	10:00	1	10	11	22	12	5	0	0	0	0	0	0	0	0	0	0	0	0	0	0	61	26.3	33.3	25 to 35	55.7	17	27.9
12/03/2025	11:00	1	0	7	20	18	4	0	0	0	0	0	0	0	0	0	0	0	0	0	0	50	28.8	33.9	25 to 35	76.0	22	44.0
12/03/2025	12:00	0	1	9	21	18	3	2	1	0	0	0	0	0	0	0	0	0	0	0	0	55	29.4	34.4	25 to 35	70.9	24	43.6
12/03/2025	13:00	2	3	8	16	17	3	2	0	0	0	0	0	0	0	0	0	0	0	0	0	51	28.2	34.1	25 to 35	64.7	22	43.1
12/03/2025	14:00	0	0	6	29	9	10	4	0	0	0	0	0	0	0	0	0	0	0	0	0	58	30.3	37.5	25 to 35	65.5	23	39.7
12/03/2025	15:00	1	3	10	26	19	4	0	0	0	0	0	0	0	0	0	0	0	0	0	0	63	28	33.7	25 to 35	71.4	23	36.5
12/03/2025	16:00	3	2	7	23	16	12	2	0	0	0	0	0	0	0	0	0	0	0	0	0	65	29.2	36.7	25 to 35	60.0	30	46.2
12/03/2025	17:00	1	1	5	16	24	13	1	0	0	0	0	0	0	0	0	0	0	0	0	0	61	30.9	36.9	25 to 35	65.6	38	62.3
12/03/2025	18:00	1	1	4	13	9	5	1	0	0	0	0	0	0	0	0	0	0	0	0	0	34	29	36	25 to 35	64.7	15	44.1
12/03/2025	19:00	0	0	3	6	7	3	1	0	0	0	0	0	0	0	0	0	0	0	0	0	20	30.4	36.7	25 to 35	65.0	11	55.0
12/03/2025	20:00	0	0	0	1	3	2	0	1	0	0	0	0	0	0	0	0	0	0	0	0	7	35	40	30 to 40	71.4	6	85.7
12/03/2025	21:00	0	0	1	2	3	1	0	0	0	0	0	0	0	0	0	0	0	0	0	0	7	30.1	35	25 to 35	71.4	4	57.1
12/03/2025	22:00	0	0	0	1	3	0	0	0	0	0	0	0	0	0	0	0	0	0	0	0	4	31	33.3	25 to 35	100.0	3	75.0
12/03/2025	23:00	0	0	0	0	0	1	0	0	0	0	0	0	0	0	0	0	0	0	0	0	1	37	40	30 to 40	100.0	1	100.0
24 Hr Summary		11	24	105	282	237	111	17	4	1	0	0	0	0	0	0	0	0	0	0	792	29.5	35.6	25 to 35	65.5	370	46.7	

Incoming Histogram

Broadmarston

from Sat-Mar-01-2025-12-00-AM to Wed-Mar-19-2025-11-59-AM

Date	Starting Hr:min	<15	15 to <20	20 to <25	25 to <30	30 to <35	35 to <40	40 to <45	45 to <50	50 to <55	55 to <60	60 to <65	65 to <70	70 to <75	75 to <80	80 to <85	85 to <90	90 to <95	95 to <100	100 to >105	Total Counts	Avg Speed (MPH)	85pet Speed	10MPH Pace	% in pace	# of Speeders	% Speeders	
13/03/2025	00:00	0	0	0	0	0	0	0	0	0	0	0	0	0	0	0	0	0	0	0	0	0	0	*	*	*	*	
13/03/2025	01:00	0	0	0	0	1	0	0	0	0	0	0	0	0	0	0	0	0	0	0	0	1	32	35	25 to 35	100.0	1	100.0
13/03/2025	02:00	0	0	0	0	0	0	0	0	0	0	0	0	0	0	0	0	0	0	0	0	0	0	0	*	*	*	*
13/03/2025	03:00	0	0	0	0	0	0	0	0	0	0	0	0	0	0	0	0	0	0	0	0	0	0	0	*	*	*	*
13/03/2025	04:00	0	0	0	0	0	0	2	0	0	0	0	0	0	0	0	0	0	0	0	0	2	42	45	35 to 45	100.0	2	100.0
13/03/2025	05:00	0	1	0	0	4	5	1	1	0	0	0	0	0	0	0	0	0	0	0	0	12	35	40	30 to 40	75.0	11	91.7
13/03/2025	06:00	0	0	3	2	6	7	0	0	0	0	0	0	0	0	0	0	0	0	0	0	18	31.9	37.9	30 to 40	72.2	13	72.2
13/03/2025	07:00	1	1	10	23	23	11	2	0	0	0	0	0	0	0	0	0	0	0	0	0	71	29.8	35.9	25 to 35	64.8	36	50.7
13/03/2025	08:00	2	1	7	25	23	10	3	0	0	0	0	0	0	0	0	0	0	0	0	0	71	29.8	36	25 to 35	67.6	36	50.7
13/03/2025	09:00	3	3	9	25	18	3	1	0	0	0	0	0	0	0	0	0	0	0	0	0	62	27.4	33.6	25 to 35	69.4	22	35.5
13/03/2025	10:00	1	2	10	22	8	4	2	0	0	0	0	0	0	0	0	0	0	0	0	0	49	27.7	34.4	20 to 30	65.3	14	28.6
13/03/2025	11:00	1	1	7	18	15	2	1	0	0	0	0	0	0	0	0	0	0	0	0	0	45	28.4	33.7	25 to 35	73.3	18	40.0
13/03/2025	12:00	2	3	6	13	15	9	2	0	0	0	0	0	0	0	0	0	0	0	0	0	50	29.2	36.7	25 to 35	56.0	26	52.0
13/03/2025	13:00	0	0	7	19	16	4	1	0	0	0	0	0	0	0	0	0	0	0	0	0	47	29.4	34.4	25 to 35	74.5	21	44.7
13/03/2025	14:00	2	2	7	18	18	8	2	0	0	0	0	0	0	0	0	0	0	0	0	0	57	29.3	35.6	25 to 35	63.2	28	49.1
13/03/2025	15:00	1	5	10	23	21	6	1	0	0	0	0	0	0	0	0	0	0	0	0	0	67	28.2	34.3	25 to 35	65.7	28	41.8
13/03/2025	16:00	3	3	6	17	9	6	1	1	0	0	0	0	0	0	0	0	0	0	0	0	46	28	35.8	25 to 35	56.5	17	37.0
13/03/2025	17:00	0	1	8	18	15	6	2	0	0	0	0	0	0	0	0	0	0	0	0	0	50	29.6	35	25 to 35	66.0	23	46.0
13/03/2025	18:00	0	0	6	16	13	6	0	0	0	0	0	0	0	0	0	0	0	0	0	0	41	29.6	35	25 to 35	70.7	19	46.3
13/03/2025	19:00	0	1	1	11	6	2	0	0	0	0	0	0	0	0	0	0	0	0	0	0	21	28.9	34.2	25 to 35	81.0	8	38.1
13/03/2025	20:00	1	1	0	9	7	3	0	1	0	0	0	0	0	0	0	0	0	0	0	0	22	29.9	36.7	25 to 35	72.7	11	50.0
13/03/2025	21:00	0	0	2	5	3	1	0	0	0	0	0	0	0	0	0	0	0	0	0	0	11	28.5	33.3	25 to 35	72.7	4	36.4
13/03/2025	22:00	0	0	1	1	1	2	0	0	0	0	0	0	0	0	0	0	0	0	0	0	5	31	37.5	30 to 40	60.0	3	60.0
13/03/2025	23:00	0	0	0	0	1	0	0	0	0	0	0	0	0	0	0	0	0	0	0	0	1	32	35	25 to 35	100.0	1	100.0
24 Hr Summary		17	25	100	265	223	95	21	3	0	0	0	0	0	0	0	0	0	0	0	749	29.1	35.4	25 to 35	65.2	342	45.7	

Incoming Histogram

Broadmarston

from Sat-Mar-01-2025-12-00-AM to Wed-Mar-19-2025-11-59-AM

Date	Starting Hr:min	<15	15 to <20	20 to <25	25 to <30	30 to <35	35 to <40	40 to <45	45 to <50	50 to <55	55 to <60	60 to <65	65 to <70	70 to <75	75 to <80	80 to <85	85 to <90	90 to <95	95 to <100	100 to >105	Total Counts	Avg Speed (MPH)	85pet Speed	10MPH Pace	% in pace	# of Speeders	% Speeders	
14/03/2025	00:00	0	0	0	0	0	1	0	0	0	0	0	0	0	0	0	0	0	0	0	0	1	37	40	30 to 40	100.0	1	100.0
14/03/2025	01:00	0	0	0	0	0	0	0	0	0	0	0	0	0	0	0	0	0	0	0	0	0	0	0	*	*	*	*
14/03/2025	02:00	0	0	0	0	0	0	0	0	0	0	0	0	0	0	0	0	0	0	0	0	0	0	0	*	*	*	*
14/03/2025	03:00	0	0	0	0	0	0	0	1	0	0	0	0	0	0	0	0	0	0	0	0	1	47	50	40 to 50	100.0	1	100.0
14/03/2025	04:00	0	0	0	0	0	1	0	0	0	0	0	0	0	0	0	0	0	0	0	0	1	37	40	30 to 40	100.0	1	100.0
14/03/2025	05:00	0	1	0	0	0	3	0	0	0	0	0	0	0	0	0	0	0	0	0	0	4	32	38.3	30 to 40	75.0	3	75.0
14/03/2025	06:00	0	0	3	3	5	1	3	0	0	0	0	0	0	0	0	0	0	0	0	0	15	31.3	41.7	25 to 35	53.3	9	60.0
14/03/2025	07:00	0	2	4	28	17	7	2	0	0	0	0	0	0	0	0	0	0	0	0	0	60	29.7	35	25 to 35	75.0	26	43.3
14/03/2025	08:00	1	0	12	24	23	10	1	0	0	0	0	0	0	0	0	0	0	0	0	0	71	29.4	35	25 to 35	66.2	34	47.9
14/03/2025	09:00	0	0	12	25	18	7	1	1	0	0	0	0	0	0	0	0	0	0	0	0	64	29.4	34.7	25 to 35	67.2	27	42.2
14/03/2025	10:00	1	2	6	18	17	6	3	0	0	0	0	0	0	0	0	0	0	0	0	0	53	29.6	35.8	25 to 35	66.0	26	49.1
14/03/2025	11:00	1	2	9	26	13	4	0	0	0	0	0	0	0	0	0	0	0	0	0	0	55	27.7	33.5	25 to 35	70.9	17	30.9
14/03/2025	12:00	2	2	4	13	15	8	2	0	0	0	0	0	0	0	0	0	0	0	0	0	46	29.7	36.9	25 to 35	60.9	25	54.3
14/03/2025	13:00	0	4	1	15	11	2	0	0	0	0	0	0	0	0	0	0	0	0	0	0	33	28.2	33.6	25 to 35	78.8	13	39.4
14/03/2025	14:00	0	2	1	9	15	10	1	0	0	0	0	0	0	0	0	0	0	0	0	0	38	31.6	37.5	30 to 40	65.8	26	68.4
14/03/2025	15:00	2	1	5	15	13	7	1	0	0	0	0	0	0	0	0	0	0	0	0	0	44	28.9	35.7	25 to 35	63.6	21	47.7
14/03/2025	16:00	0	0	2	9	12	3	2	0	0	0	0	0	0	0	0	0	0	0	0	0	28	31.1	36.7	25 to 35	75.0	17	60.7
14/03/2025	17:00	2	0	4	11	8	3	0	0	0	0	0	0	0	0	0	0	0	0	0	0	28	27.9	34.4	25 to 35	67.9	11	39.3
14/03/2025	18:00	1	1	6	10	10	5	0	0	0	0	0	0	0	0	0	0	0	0	0	0	33	28.6	35	25 to 35	60.6	15	45.5
14/03/2025	19:00	0	1	1	6	7	3	0	0	0	0	0	0	0	0	0	0	0	0	0	0	18	30.1	35	25 to 35	72.2	10	55.6
14/03/2025	20:00	0	0	1	7	3	0	0	0	0	0	0	0	0	0	0	0	0	0	0	0	11	28.1	31.7	25 to 35	90.9	3	27.3
14/03/2025	21:00	0	0	2	8	6	2	0	0	0	0	0	0	0	0	0	0	0	0	0	0	18	29.5	34.2	25 to 35	77.8	8	44.4
14/03/2025	22:00	0	0	0	0	0	0	0	0	0	0	0	0	0	0	0	0	0	0	0	0	0	0	0	*	*	*	*
14/03/2025	23:00	0	0	0	0	1	1	0	0	0	0	0	0	0	0	0	0	0	0	0	0	2	34.5	40	30 to 40	100.0	2	100.0
24 Hr Summary		10	18	73	227	194	84	16	2	0	0	0	0	0	0	0	0	0	0	0	624	29.5	35.5	25 to 35	67.5	296	47.4	

Incoming Histogram

Broadmarston

from Sat-Mar-01-2025-12-00-AM to Wed-Mar-19-2025-11-59-AM

Date	Starting Hr:min	<15	15 to <20	20 to <25	25 to <30	30 to <35	35 to <40	40 to <45	45 to <50	50 to <55	55 to <60	60 to <65	65 to <70	70 to <75	75 to <80	80 to <85	85 to <90	90 to <95	95 to <100	100 to >105	Total Counts	Avg Speed (MPH)	85pet Speed	10MPH Pace	% in pace	# of Speeders	% Speeders
15/03/2025	00:00	0	0	0	0	0	0	0	0	0	0	0	0	0	0	0	0	0	0	0	0	0	0	*	*	*	*
15/03/2025	01:00	0	0	0	0	0	0	0	0	0	0	0	0	0	0	0	0	0	0	0	0	0	0	*	*	*	*
15/03/2025	02:00	0	0	1	1	0	0	0	0	0	0	0	0	0	0	0	0	0	0	0	2	24.5	30	20 to 30	100.0	*	*
15/03/2025	03:00	0	0	0	0	0	0	0	0	0	0	0	0	0	0	0	0	0	0	0	0	0	0	*	*	*	*
15/03/2025	04:00	0	0	0	0	0	1	0	0	0	0	0	0	0	0	0	0	0	0	0	1	37	40	30 to 40	100.0	1	100.0
15/03/2025	05:00	0	0	0	0	1	1	0	0	0	0	0	0	0	0	0	0	0	0	0	2	34.5	40	30 to 40	100.0	2	100.0
15/03/2025	06:00	0	0	3	0	2	1	0	0	0	0	0	0	0	0	0	0	0	0	0	6	28	35	15 to 25	50.0	3	50.0
15/03/2025	07:00	0	0	1	3	5	4	0	0	0	0	0	0	0	0	0	0	0	0	0	13	31.8	37.5	30 to 40	69.2	9	69.2
15/03/2025	08:00	0	0	4	4	6	4	1	0	0	0	0	0	0	0	0	0	0	0	0	19	30.6	37.5	25 to 35	52.6	11	57.9
15/03/2025	09:00	3	0	7	8	7	7	0	0	0	0	0	0	0	0	0	0	0	0	0	32	27.6	36.4	20 to 30	46.9	14	43.8
15/03/2025	10:00	0	2	8	10	7	2	2	0	0	0	0	0	0	0	0	0	0	0	0	31	28.1	34.3	20 to 30	58.1	11	35.5
15/03/2025	11:00	0	2	6	11	8	5	0	0	0	0	0	0	0	0	0	0	0	0	0	32	28.6	35	25 to 35	59.4	13	40.6
15/03/2025	12:00	2	3	1	6	10	5	3	1	1	0	0	0	0	0	0	0	0	0	0	32	31.1	40	25 to 35	50.0	20	62.5
15/03/2025	13:00	2	1	7	11	9	2	0	0	0	0	0	0	0	0	0	0	0	0	0	32	26.9	33.3	25 to 35	62.5	11	34.4
15/03/2025	14:00	0	1	6	10	9	2	0	0	0	0	0	0	0	0	0	0	0	0	0	28	28.1	33.9	25 to 35	67.9	11	39.3
15/03/2025	15:00	3	1	4	12	9	1	0	0	0	0	0	0	0	0	0	0	0	0	0	30	26.4	33.3	25 to 35	70.0	10	33.3
15/03/2025	16:00	1	0	0	6	8	3	1	0	0	0	0	0	0	0	0	0	0	0	0	19	30.9	36.7	25 to 35	73.7	12	63.2
15/03/2025	17:00	0	0	3	11	5	2	0	0	0	0	0	0	0	0	0	0	0	0	0	21	28.6	34	25 to 35	76.2	7	33.3
15/03/2025	18:00	1	1	4	2	3	3	0	0	0	0	0	0	0	0	0	0	0	0	0	14	27	36.7	20 to 30	42.9	6	42.9
15/03/2025	19:00	0	0	2	7	2	2	0	0	0	0	0	0	0	0	0	0	0	0	0	13	28.6	35	20 to 30	69.2	4	30.8
15/03/2025	20:00	0	1	1	3	4	0	0	0	0	0	0	0	0	0	0	0	0	0	0	9	27.6	33.8	25 to 35	77.8	4	44.4
15/03/2025	21:00	0	0	0	1	0	0	0	0	0	0	0	0	0	0	0	0	0	0	0	1	27	30	20 to 30	100.0	*	*
15/03/2025	22:00	0	0	0	0	1	0	0	0	0	0	0	0	0	0	0	0	0	0	0	1	32	35	25 to 35	100.0	1	100.0
15/03/2025	23:00	0	0	0	2	1	0	0	0	0	0	0	0	0	0	0	0	0	0	0	3	28.7	35	25 to 35	100.0	1	33.3
24 Hr Summary		12	12	58	108	97	45	7	1	1	0	0	0	0	0	0	0	0	0	0	341	28.6	35.3	25 to 35	60.1	151	44.3

Incoming Histogram

Broadmarston

from Sat-Mar-01-2025-12-00-AM to Wed-Mar-19-2025-11-59-AM

Date	Starting Hr:min	<15	15 to <20	20 to <25	25 to <30	30 to <35	35 to <40	40 to <45	45 to <50	50 to <55	55 to <60	60 to <65	65 to <70	70 to <75	75 to <80	80 to <85	85 to <90	90 to <95	95 to <100	100 to >105	Total Counts	Avg Speed (MPH)	85pet Speed	10MPH Pace	% in pace	# of Speeders	% Speeders	
16/03/2025	00:00	0	0	0	0	3	0	0	0	0	0	0	0	0	0	0	0	0	0	0	0	3	32.3	35	25 to 35	100.0	3	100.0
16/03/2025	01:00	0	0	0	0	0	0	0	0	0	0	0	0	0	0	0	0	0	0	0	0	0	0	0	*	*	*	*
16/03/2025	02:00	0	0	0	1	0	0	0	0	0	0	0	0	0	0	0	0	0	0	0	0	1	27	30	20 to 30	100.0	*	*
16/03/2025	03:00	0	0	0	0	0	0	0	0	0	0	0	0	0	0	0	0	0	0	0	0	0	0	0	*	*	*	*
16/03/2025	04:00	0	0	0	0	0	0	1	0	0	0	0	0	0	0	0	0	0	0	0	0	1	42	45	35 to 45	100.0	1	100.0
16/03/2025	05:00	0	0	0	1	1	0	0	0	0	0	0	0	0	0	0	0	0	0	0	0	2	29.5	35	25 to 35	100.0	1	50.0
16/03/2025	06:00	0	0	0	1	1	0	0	0	0	0	0	0	0	0	0	0	0	0	0	0	2	29.5	35	25 to 35	100.0	1	50.0
16/03/2025	07:00	2	0	0	0	4	1	1	1	0	0	0	0	0	0	0	0	0	0	0	0	9	30.3	45	30 to 40	55.6	7	77.8
16/03/2025	08:00	1	0	1	5	4	3	1	0	0	0	0	0	0	0	0	0	0	0	0	0	15	29.8	38.3	25 to 35	60.0	8	53.3
16/03/2025	09:00	0	0	4	10	5	0	1	0	0	0	0	0	0	0	0	0	0	0	0	0	20	28.1	33	25 to 35	75.0	6	30.0
16/03/2025	10:00	0	2	5	13	5	3	0	0	0	0	0	0	0	0	0	0	0	0	0	0	28	27.6	34	20 to 30	64.3	8	28.6
16/03/2025	11:00	1	1	9	8	9	1	0	0	0	0	0	0	0	0	0	0	0	0	0	0	29	26.5	33.3	20 to 30	58.6	10	34.5
16/03/2025	12:00	2	2	3	8	5	3	1	0	0	0	0	0	0	0	0	0	0	0	0	0	24	27.4	35	25 to 35	54.2	9	37.5
16/03/2025	13:00	1	2	4	5	13	3	0	0	0	0	0	0	0	0	0	0	0	0	0	0	28	28.4	34.6	25 to 35	64.3	16	57.1
16/03/2025	14:00	2	0	2	6	8	2	1	0	0	0	0	0	0	0	0	0	0	0	0	0	21	28.9	35	25 to 35	66.7	11	52.4
16/03/2025	15:00	2	2	3	10	4	3	0	0	0	0	0	0	0	0	0	0	0	0	0	0	24	26.3	33.8	25 to 35	58.3	7	29.2
16/03/2025	16:00	1	2	7	5	8	4	0	0	0	0	0	0	0	0	0	0	0	0	0	0	27	27.6	35	25 to 35	48.1	12	44.4
16/03/2025	17:00	0	0	1	11	3	2	0	0	0	0	0	0	0	0	0	0	0	0	0	0	17	29	33.3	25 to 35	82.4	5	29.4
16/03/2025	18:00	1	1	2	8	4	2	0	0	0	0	0	0	0	0	0	0	0	0	0	0	18	27.5	33.8	25 to 35	66.7	6	33.3
16/03/2025	19:00	2	0	2	2	3	2	0	1	0	0	0	0	0	0	0	0	0	0	0	0	12	27.8	37.5	25 to 35	41.7	6	50.0
16/03/2025	20:00	1	0	1	4	2	0	0	0	0	0	0	0	0	0	0	0	0	0	0	0	8	25.9	32.5	25 to 35	75.0	2	25.0
16/03/2025	21:00	0	0	0	1	0	0	0	0	0	0	0	0	0	0	0	0	0	0	0	0	1	27	30	20 to 30	100.0	*	*
16/03/2025	22:00	0	0	0	1	1	1	0	0	0	0	0	0	0	0	0	0	0	0	0	0	3	32	40	25 to 35	66.7	2	66.7
16/03/2025	23:00	0	0	0	0	0	0	0	0	0	0	0	0	0	0	0	0	0	0	0	0	0	0	0	*	*	*	*
24 Hr Summary		16	12	44	100	83	30	6	2	0	0	0	0	0	0	0	0	0	0	0	293	28	34.6	25 to 35	62.5	121	41.3	

Incoming Histogram

Broadmarston

from Sat-Mar-01-2025-12-00-AM to Wed-Mar-19-2025-11-59-AM

Date	Starting Hr:min	<15	15 to <20	20 to <25	25 to <30	30 to <35	35 to <40	40 to <45	45 to <50	50 to <55	55 to <60	60 to <65	65 to <70	70 to <75	75 to <80	80 to <85	85 to <90	90 to <95	95 to <100	100 to >105	Total Counts	Avg Speed (MPH)	85pet Speed	10MPH Pace	% in pace	# of Speeders	% Speeders
17/03/2025	00:00	0	0	0	0	0	0	0	0	0	0	0	0	0	0	0	0	0	0	0	0	0	0	*	*	*	*
17/03/2025	01:00	0	0	0	0	0	0	0	0	0	0	0	0	0	0	0	0	0	0	0	0	0	0	*	*	*	*
17/03/2025	02:00	0	0	0	0	0	0	0	0	0	0	0	0	0	0	0	0	0	0	0	0	0	0	*	*	*	*
17/03/2025	03:00	0	0	0	0	0	0	1	0	0	0	0	0	0	0	0	0	0	0	0	1	42	45	35 to 45	100.0	1	100.0
17/03/2025	04:00	0	0	0	0	1	0	0	1	0	0	0	0	0	0	0	0	0	0	0	2	39.5	50	25 to 35	50.0	2	100.0
17/03/2025	05:00	1	0	2	2	2	1	0	0	0	0	0	0	0	0	0	0	0	0	0	8	25.9	35	20 to 30	50.0	3	37.5
17/03/2025	06:00	1	0	3	2	4	6	0	0	1	0	0	0	0	0	0	0	0	0	0	17	31.4	38.3	30 to 40	58.8	11	64.7
17/03/2025	07:00	0	2	1	11	13	4	1	0	0	0	0	0	0	0	0	0	0	0	0	32	30.2	35	25 to 35	75.0	18	56.3
17/03/2025	08:00	0	0	4	15	19	2	1	0	0	0	0	0	0	0	0	0	0	0	0	41	30	34.2	25 to 35	82.9	22	53.7
17/03/2025	09:00	1	1	5	11	7	5	1	0	0	0	0	0	0	0	0	0	0	0	0	31	28.8	36	25 to 35	58.1	13	41.9
17/03/2025	10:00	0	1	1	9	5	3	0	0	0	0	0	0	0	0	0	0	0	0	0	19	29.2	35	25 to 35	73.7	8	42.1
17/03/2025	11:00	0	1	3	11	8	3	0	0	0	0	0	0	0	0	0	0	0	0	0	26	28.9	34.4	25 to 35	73.1	11	42.3
17/03/2025	12:00	0	0	3	11	6	1	0	0	0	0	0	0	0	0	0	0	0	0	0	21	28.4	33.3	25 to 35	81.0	7	33.3
17/03/2025	13:00	0	2	3	11	8	4	0	0	0	0	0	0	0	0	0	0	0	0	0	28	28.8	35	25 to 35	67.9	12	42.9
17/03/2025	14:00	0	3	6	14	5	1	1	0	0	0	0	0	0	0	0	0	0	0	0	30	26.8	33	20 to 30	66.7	7	23.3
17/03/2025	15:00	0	2	4	17	7	2	3	0	0	0	0	0	0	0	0	0	0	0	0	35	29	35	25 to 35	68.6	12	34.3
17/03/2025	16:00	4	1	9	14	12	3	1	0	1	0	0	0	0	0	0	0	0	0	0	45	27.5	34.2	25 to 35	57.8	17	37.8
17/03/2025	17:00	1	1	4	15	10	1	1	0	0	0	0	0	0	0	0	0	0	0	0	33	27.9	33.5	25 to 35	75.8	12	36.4
17/03/2025	18:00	2	2	7	7	5	5	0	0	0	0	0	0	0	0	0	0	0	0	0	28	26.7	36	20 to 30	50.0	10	35.7
17/03/2025	19:00	0	0	1	8	3	0	0	0	0	0	0	0	0	0	0	0	0	0	0	12	28.1	31.7	25 to 35	91.7	3	25.0
17/03/2025	20:00	1	0	2	2	3	2	0	0	0	0	0	0	0	0	0	0	0	0	0	10	27.7	35	25 to 35	50.0	5	50.0
17/03/2025	21:00	0	0	0	1	0	0	0	0	0	0	0	0	0	0	0	0	0	0	0	1	27	30	20 to 30	100.0	*	*
17/03/2025	22:00	0	0	0	0	0	0	1	0	0	0	0	0	0	0	0	0	0	0	0	1	42	45	35 to 45	100.0	1	100.0
17/03/2025	23:00	0	0	0	2	0	0	0	0	0	0	0	0	0	0	0	0	0	0	0	2	27	30	20 to 30	100.0	*	*
24 Hr Summary		11	16	58	163	118	43	11	1	2	0	0	0	0	0	0	0	0	0	0	423	28.7	34.7	25 to 35	66.4	175	41.4

Incoming Histogram

Broadmarston

from Sat-Mar-01-2025-12-00-AM to Wed-Mar-19-2025-11-59-AM

Date	Starting Hr:min	<15	15 to <20	20 to <25	25 to <30	30 to <35	35 to <40	40 to <45	45 to <50	50 to <55	55 to <60	60 to <65	65 to <70	70 to <75	75 to <80	80 to <85	85 to <90	90 to <95	95 to <100	100 to >105	Total Counts	Avg Speed (MPH)	85pet Speed	10MPH Pace	% in pace	# of Speeders	% Speeders	
18/03/2025	00:00	0	0	0	0	0	0	0	0	0	0	0	0	0	0	0	0	0	0	0	0	0	0	*	*	*	*	
18/03/2025	01:00	0	0	0	0	1	1	0	0	0	0	0	0	0	0	0	0	0	0	0	0	2	34.5	40	30 to 40	100.0	2	100.0
18/03/2025	02:00	0	0	0	0	0	0	0	0	0	0	0	0	0	0	0	0	0	0	0	0	0	0	0	*	*	*	*
18/03/2025	03:00	0	0	0	0	0	0	0	0	0	0	0	0	0	0	0	0	0	0	0	0	0	0	0	*	*	*	*
18/03/2025	04:00	0	0	0	0	0	0	0	0	0	0	0	0	0	0	0	0	0	0	0	0	0	0	0	*	*	*	*
18/03/2025	05:00	0	1	1	1	2	1	1	1	0	0	0	0	0	0	0	0	0	0	0	0	8	32	45	25 to 35	37.5	5	62.5
18/03/2025	06:00	1	0	0	0	2	4	0	0	0	0	0	0	0	0	0	0	0	0	0	0	7	31.4	38.8	30 to 40	85.7	6	85.7
18/03/2025	07:00	1	2	5	11	12	7	4	0	0	0	0	0	0	0	0	0	0	0	0	0	42	30.2	38.6	25 to 35	54.8	23	54.8
18/03/2025	08:00	1	1	6	16	14	6	1	0	0	0	0	0	0	0	0	0	0	0	0	0	45	29.2	35	25 to 35	66.7	21	46.7
18/03/2025	09:00	1	0	5	14	10	4	1	0	0	0	0	0	0	0	0	0	0	0	0	0	35	29	35	25 to 35	68.6	15	42.9
18/03/2025	10:00	0	1	3	10	7	3	1	0	0	0	0	0	0	0	0	0	0	0	0	0	25	29.4	35	25 to 35	68.0	11	44.0
18/03/2025	11:00	2	2	3	8	10	7	1	0	0	0	0	0	0	0	0	0	0	0	0	0	33	29.2	37.1	25 to 35	54.5	18	54.5
18/03/2025	12:00	0	2	3	5	8	4	1	0	0	0	0	0	0	0	0	0	0	0	0	0	23	29.8	37.5	25 to 35	56.5	13	56.5
18/03/2025	13:00	2	0	5	14	7	4	2	0	0	0	0	0	0	0	0	0	0	0	0	0	34	28.7	36.2	25 to 35	61.8	13	38.2
18/03/2025	14:00	0	1	2	10	10	4	0	1	0	0	0	0	0	0	0	0	0	0	0	0	28	30.5	36.2	25 to 35	71.4	15	53.6
18/03/2025	15:00	0	1	3	14	16	5	1	0	0	0	0	0	0	0	0	0	0	0	0	0	40	30.3	35	25 to 35	75.0	22	55.0
18/03/2025	16:00	0	2	11	9	11	7	2	0	0	0	0	0	0	0	0	0	0	0	0	0	42	29.1	37.1	20 to 30	47.6	20	47.6
18/03/2025	17:00	0	1	5	12	11	10	1	0	0	0	0	0	0	0	0	0	0	0	0	0	40	30.6	37.5	25 to 35	57.5	22	55.0
18/03/2025	18:00	1	1	2	12	9	0	1	0	0	0	0	0	0	0	0	0	0	0	0	0	26	28.2	33.3	25 to 35	80.8	10	38.5
18/03/2025	19:00	0	0	4	3	4	1	0	0	0	0	0	0	0	0	0	0	0	0	0	0	12	28	33.8	20 to 30	58.3	5	41.7
18/03/2025	20:00	0	0	2	2	7	0	1	0	0	0	0	0	0	0	0	0	0	0	0	0	12	30.5	34.3	25 to 35	75.0	8	66.7
18/03/2025	21:00	1	1	0	2	0	1	0	0	0	0	0	0	0	0	0	0	0	0	0	0	5	24	30	10 to 20	40.0	1	20.0
18/03/2025	22:00	0	0	1	1	1	0	0	0	0	0	0	0	0	0	0	0	0	0	0	0	3	27	35	20 to 30	66.7	1	33.3
18/03/2025	23:00	0	0	0	0	0	1	0	0	0	0	0	0	0	0	0	0	0	0	0	0	1	37	40	30 to 40	100.0	1	100.0
24 Hr Summary		10	16	61	144	142	70	18	2	0	0	0	0	0	0	0	0	0	0	0	0	463	29.6	36.5	25 to 35	61.8	232	50.1

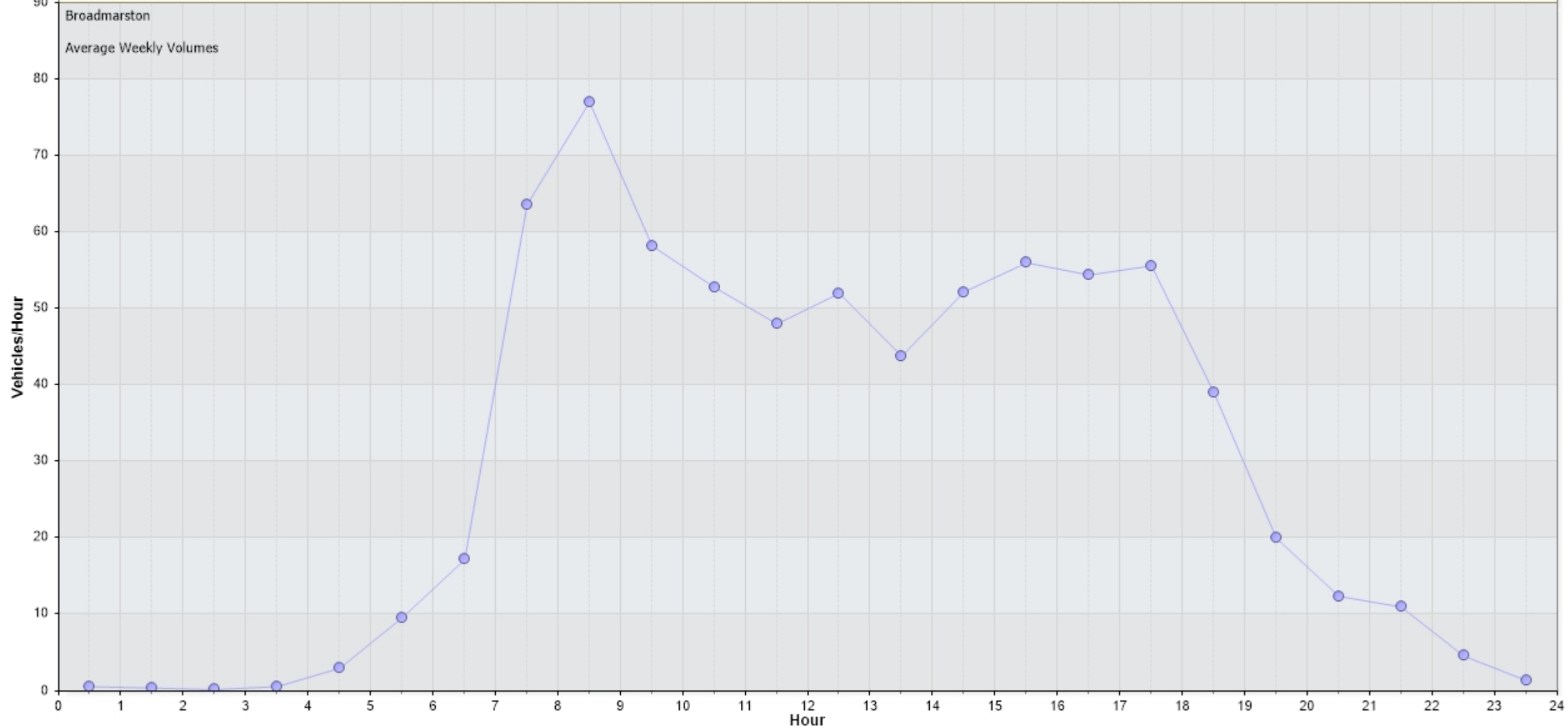
Incoming Histogram

Broadmarston

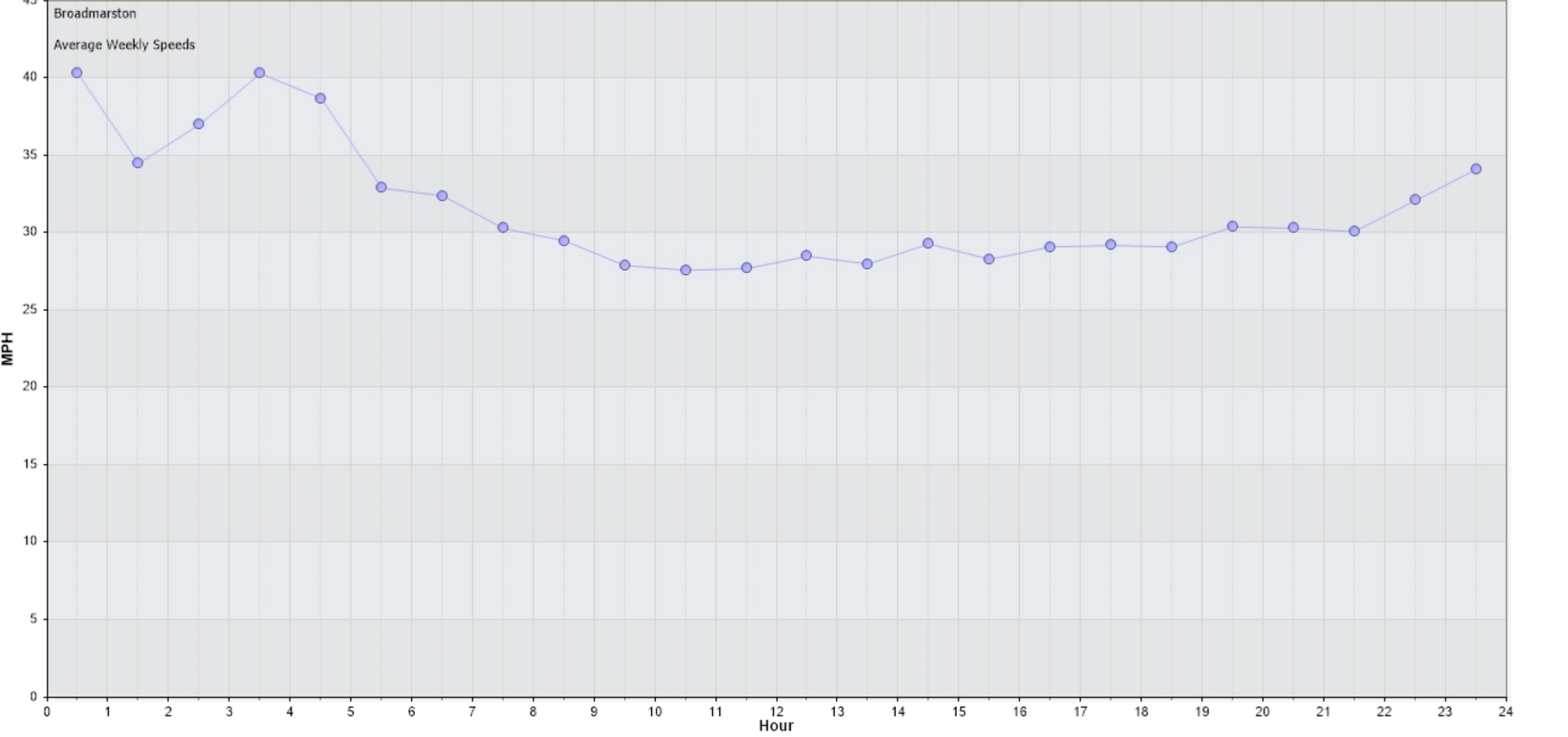
from Sat-Mar-01-2025-12-00-AM to Wed-Mar-19-2025-11-59-AM

Date	Starting Hr:min	<15	15 to <20	20 to <25	25 to <30	30 to <35	35 to <40	40 to <45	45 to <50	50 to <55	55 to <60	60 to <65	65 to <70	70 to <75	75 to <80	80 to <85	85 to <90	90 to <95	95 to <100	100 to >105	Total Counts	Avg Speed (MPH)	85pct Speed	10MPH Pace	% in pace	# of Speeders	% Speeders		
19/03/2025	00:00	0	0	0	0	2	2	0	0	0	0	0	0	0	0	0	0	0	0	0	0	4	35	37.5	30 to 40	100.0	4	100.0	
19/03/2025	01:00	0	0	0	0	0	0	1	0	0	0	0	0	0	0	0	0	0	0	0	0	1	42	45	35 to 45	100.0	1	100.0	
19/03/2025	02:00	0	0	0	0	0	0	0	0	0	0	0	0	0	0	0	0	0	0	0	0	0	0	0	*	*	*	*	
19/03/2025	03:00	0	0	0	0	0	0	1	0	0	0	0	0	0	0	0	0	0	0	0	0	1	42	45	35 to 45	100.0	1	100.0	
19/03/2025	04:00	0	0	0	1	0	0	0	0	0	0	0	0	0	0	0	0	0	0	0	0	1	27	30	20 to 30	100.0	*	*	
19/03/2025	05:00	2	0	0	1	0	3	0	0	0	0	0	0	0	0	0	0	0	0	0	0	6	25.7	38.3	30 to 40	50.0	3	50.0	
19/03/2025	06:00	0	1	4	2	2	5	0	0	0	0	0	0	0	0	0	0	0	0	0	0	14	29.2	38	30 to 40	50.0	7	50.0	
19/03/2025	07:00	2	1	3	12	6	3	3	0	0	0	0	0	0	0	0	0	0	0	0	0	30	28.7	38.3	25 to 35	60.0	12	40.0	
19/03/2025	08:00	1	1	5	15	11	10	4	0	0	0	0	0	0	0	0	0	0	0	0	0	47	30.7	38.5	25 to 35	55.3	25	53.2	
19/03/2025	09:00	0	2	7	17	9	4	0	0	0	0	0	0	0	0	0	0	0	0	0	0	39	28	33.9	25 to 35	66.7	13	33.3	
19/03/2025	10:00	0	1	3	5	5	1	1	0	0	0	0	0	0	0	0	0	0	0	0	0	16	28.8	35	25 to 35	62.5	7	43.8	
19/03/2025	11:00	0	0	0	0	0	0	0	0	0	0	0	0	0	0	0	0	0	0	0	0	0	0	0	*	*	*	*	
19/03/2025	12:00	*	*	*	*	*	*	*	*	*	*	*	*	*	*	*	*	*	*	*	*	*	*	*	*	*	*	*	*
19/03/2025	13:00	*	*	*	*	*	*	*	*	*	*	*	*	*	*	*	*	*	*	*	*	*	*	*	*	*	*	*	*
19/03/2025	14:00	*	*	*	*	*	*	*	*	*	*	*	*	*	*	*	*	*	*	*	*	*	*	*	*	*	*	*	*
19/03/2025	15:00	*	*	*	*	*	*	*	*	*	*	*	*	*	*	*	*	*	*	*	*	*	*	*	*	*	*	*	*
19/03/2025	16:00	*	*	*	*	*	*	*	*	*	*	*	*	*	*	*	*	*	*	*	*	*	*	*	*	*	*	*	*
19/03/2025	17:00	*	*	*	*	*	*	*	*	*	*	*	*	*	*	*	*	*	*	*	*	*	*	*	*	*	*	*	*
19/03/2025	18:00	*	*	*	*	*	*	*	*	*	*	*	*	*	*	*	*	*	*	*	*	*	*	*	*	*	*	*	*
19/03/2025	19:00	*	*	*	*	*	*	*	*	*	*	*	*	*	*	*	*	*	*	*	*	*	*	*	*	*	*	*	*
19/03/2025	20:00	*	*	*	*	*	*	*	*	*	*	*	*	*	*	*	*	*	*	*	*	*	*	*	*	*	*	*	*
19/03/2025	21:00	*	*	*	*	*	*	*	*	*	*	*	*	*	*	*	*	*	*	*	*	*	*	*	*	*	*	*	*
19/03/2025	22:00	*	*	*	*	*	*	*	*	*	*	*	*	*	*	*	*	*	*	*	*	*	*	*	*	*	*	*	*
19/03/2025	23:00	*	*	*	*	*	*	*	*	*	*	*	*	*	*	*	*	*	*	*	*	*	*	*	*	*	*	*	*
24 Hr Summary		5	6	22	53	35	28	10	0	0	0	0	0	0	0	0	0	0	0	0	0	159	29.4	37.5	25 to 35	55.3	73	45.9	

Incoming: Average Hourly Volume for Week of 10/03/2025
Average Counts By Hour (10/03/2025) — Average Counts By Hour (10/03/2025)



Incoming: Average Hourly WEEKDAY Speeds for Week of 10/03/2025
Average Hourly WEEKDAY Speeds By Hour (10/03/2025) — Average Hourly WEEKDAY Speeds By Hour (10/03/2025)

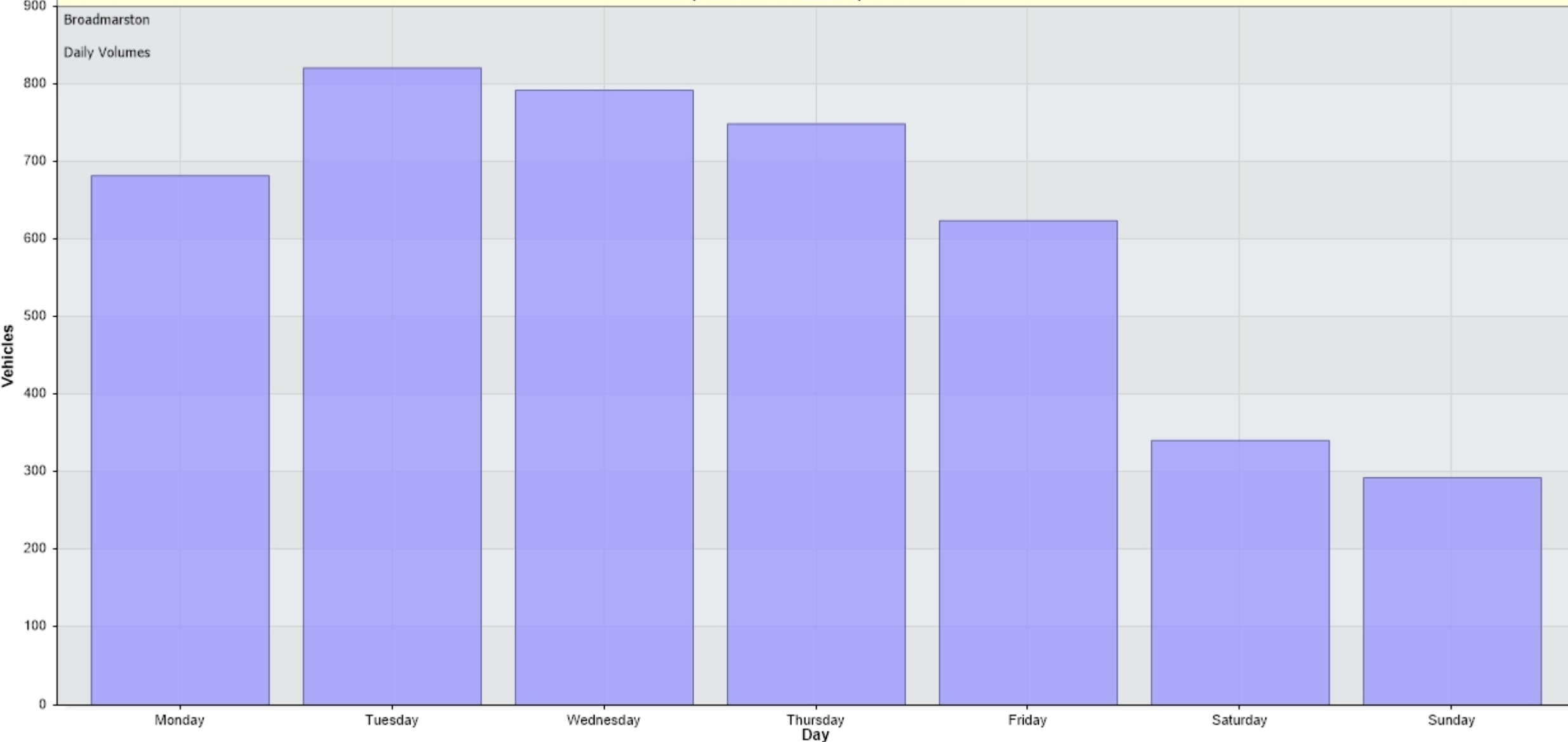


Incoming: Daily Volume for Week of 10/03/2025

Daily Vehicle Counts



Daily Vehicle Counts



Vehicles

Day

Monday

Tuesday

Wednesday

Thursday

Friday

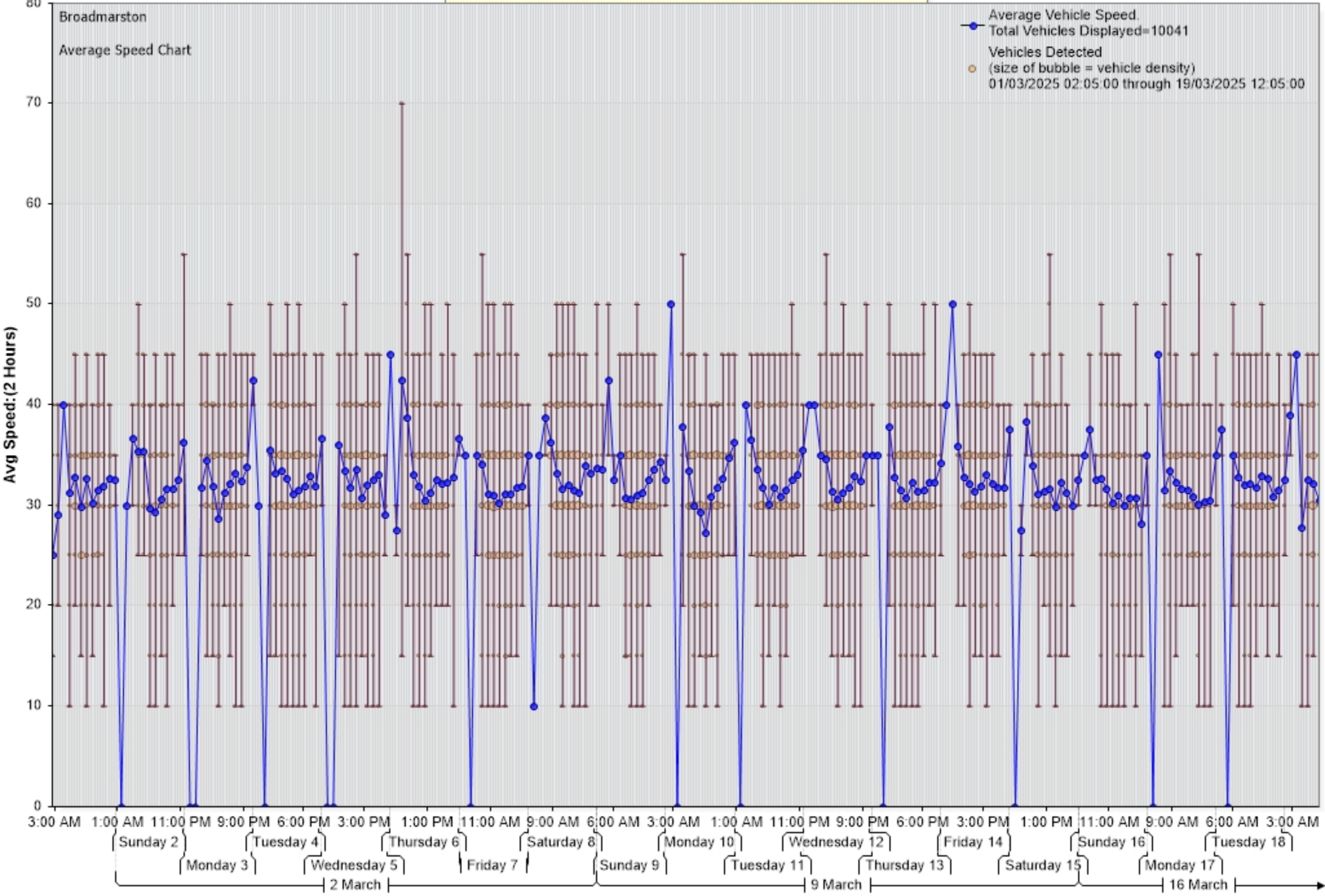
Saturday

Sunday

Broadmarston
Daily Volumes

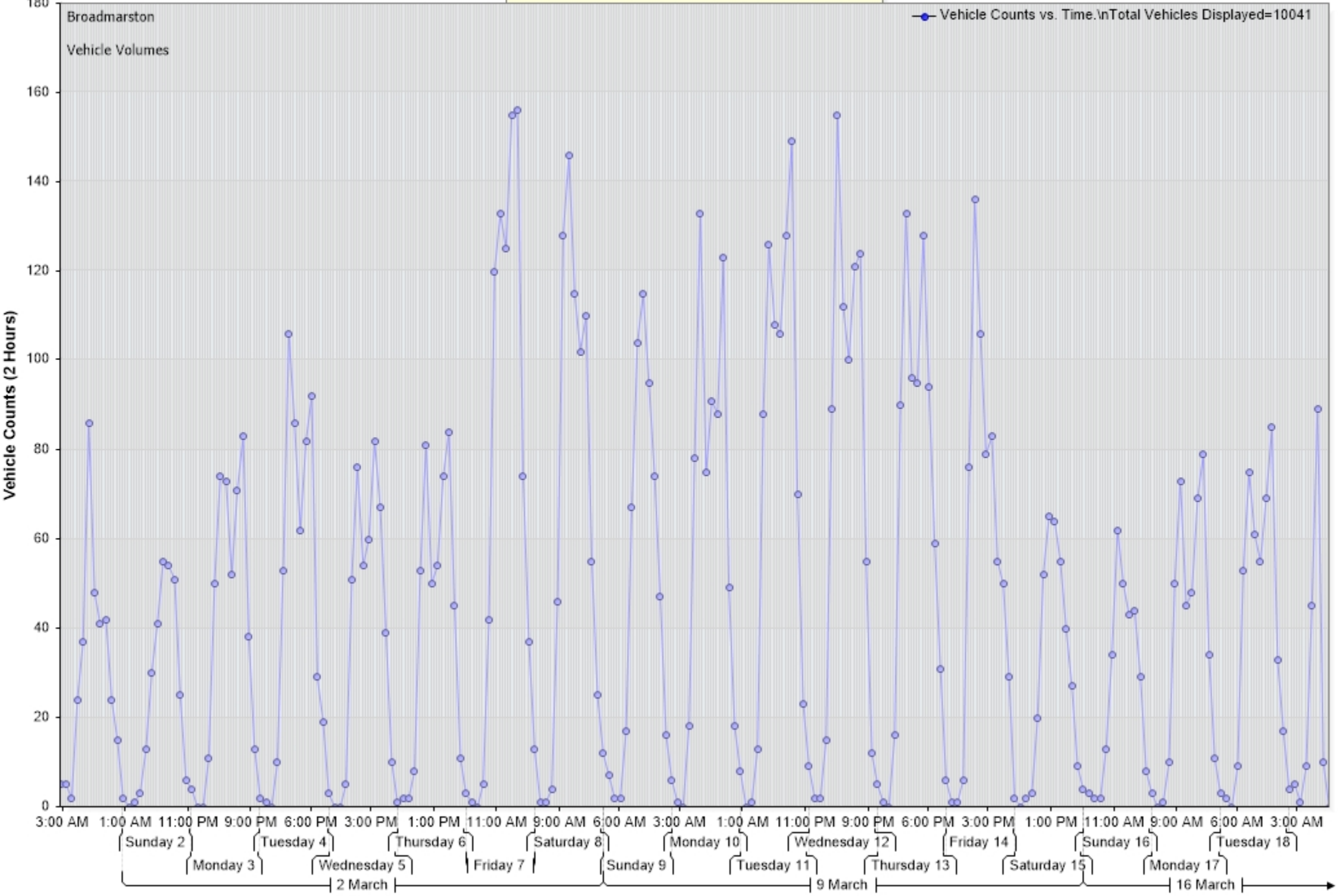
Zoom help

Average Vehicle Speed (MPH) vs. Time [Broadmarston:Incoming]



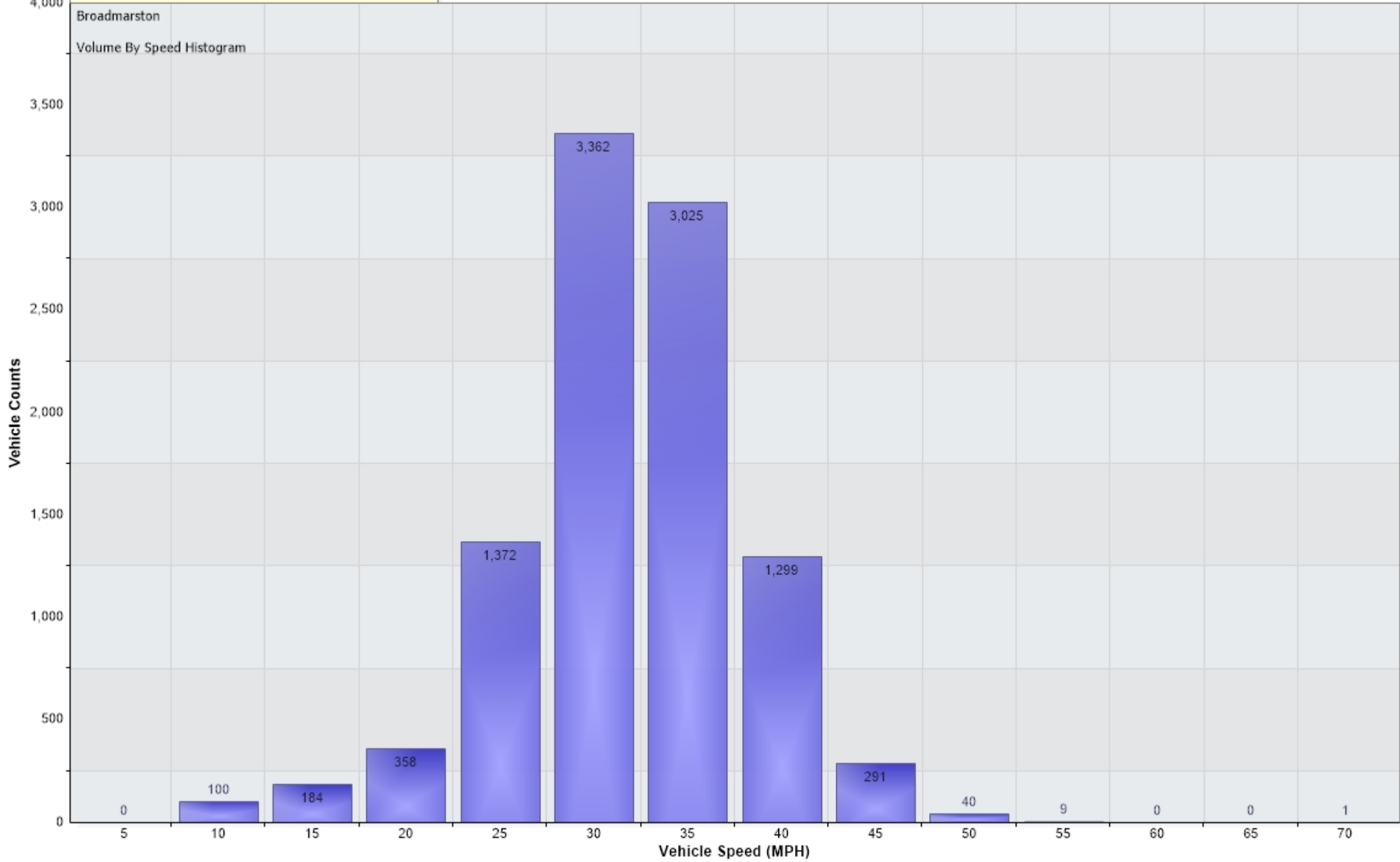
Zoom help

Vehicle Counts vs. Time [Broadmarston: Incoming]



Vehicle Counts Vs. Speed [Broadmarston: Incoming]

10,041 Counts



Percentile Counts Vs. Speed for [Broadmarston: Incoming]

Broadmarston
85th Pct Speed=35.5 MPH
Vehicles in data=10041
01/03/2025 00:00:00 to 19/03/2025 11:59:59

