

For Project: Honeybourne Road  
 Project Notes:  
 Location/Name: Incoming  
 Report Generated: 06/05/2025 19:10:59  
 Speed Intervals: 5 MPH  
 Time Intervals: Instant  
 Traffic Report From: 22/04/2025 11:00:00 through 06/05/2025 14:59:59  
 85th Percentile Speed: 43.2 MPH  
 85th Percentile Vehicles: 6780  
 Max Speed: 65 MPH on 24/04/2025 06:50:00  
 Total Vehicles: 7976  
 AADT: 563

## Volumes - weekly counts

Time	5 Day	7 Day
Average Daily	544	540
AM Peak	42	43
PM Peak	52	49

## Speed

Speed Limit: 30  
 85th Percentile Speed: 43.2  
 50th Percentile Speed: 35.1  
 10 MPH Pace Interval: 30.0 MPH to 40.0 MPH  
 Average Speed: 34.95

	Monday	Tuesday	Wednesday	Thursday	Friday	Saturday	Sunday
Count over limit	727	902	764	971	1046	922	630
% over limit	75.5	73.8	78.2	73.2	76.6	73.5	72.5
Avg Speeder	38.4	38.6	39.1	38.2	38.3	38.1	38.2
Avg Speed	27.2	26.2	28.2	24.2	24.8	23.8	26.9

Day/Time Ending	85th pctl (MPH)	85th pctl cnts	Total Cnts	Max Speed	Avg Speeder	% Speeders	Avg Speed
22/04/2025 12:00:00	44.0	27	32	50	38.8	75.0%	35.0
22/04/2025 13:00:00	40.0	33	39	50	37.2	76.9%	33.4
22/04/2025 14:00:00	40.0	37	43	50	36.9	55.8%	31.1
22/04/2025 15:00:00	43.1	26	31	50	39.4	67.7%	34.8
22/04/2025 16:00:00	41.0	34	40	50	37.1	67.5%	33.0
22/04/2025 17:00:00	45.0	41	48	55	39.0	87.5%	37.1
22/04/2025 18:00:00	43.1	33	39	50	38.3	76.9%	34.9
22/04/2025 19:00:00	42.5	19	22	50	38.2	63.6%	32.6
22/04/2025 20:00:00	47.5	9	11	55	40.5	90.9%	38.9
22/04/2025 21:00:00	45.0	8	9	55	40.8	66.7%	34.4
22/04/2025 22:00:00	50.0	7	8	55	41.5	62.5%	34.6
22/04/2025 23:00:00	37.5	3	4	40	35.0	100.0%	34.5
23/04/2025 00:00:00	25.0	3	4	30	0.0	0.0%	21.0
23/04/2025 01:00:00	0.0	0	0	0	0.0	0.0%	0.0
23/04/2025 02:00:00	0.0	0	0	0	0.0	0.0%	0.0
23/04/2025 03:00:00	0.0	0	0	0	0.0	0.0%	0.0
23/04/2025 04:00:00	0.0	0	0	0	0.0	0.0%	0.0
23/04/2025 05:00:00	45.0	5	6	50	40.5	83.3%	37.8
23/04/2025 06:00:00	45.0	14	17	50	38.5	88.2%	36.9
23/04/2025 07:00:00	47.5	20	23	55	41.4	78.3%	37.8
23/04/2025 08:00:00	48.3	29	34	55	40.5	79.4%	37.2
23/04/2025 09:00:00	41.7	25	29	50	36.8	72.4%	33.8
23/04/2025 10:00:00	40.0	23	27	50	36.6	63.0%	32.5
23/04/2025 11:00:00	45.0	26	30	60	38.9	70.0%	34.4
23/04/2025 12:00:00	43.6	39	46	60	39.8	69.6%	34.2
23/04/2025 13:00:00	47.0	25	29	55	41.5	86.2%	39.3
23/04/2025 14:00:00	44.4	22	26	60	40.5	76.9%	36.5
23/04/2025 15:00:00	40.0	26	30	50	36.1	73.3%	33.4
23/04/2025 16:00:00	42.5	34	40	60	37.6	87.5%	35.8
23/04/2025 17:00:00	44.2	34	40	50	39.6	70.0%	34.8
23/04/2025 18:00:00	45.0	26	31	55	39.3	90.3%	37.2
23/04/2025 19:00:00	45.0	20	23	55	39.2	100.0%	38.9
23/04/2025 20:00:00	42.5	11	13	45	38.8	92.3%	37.6
23/04/2025 21:00:00	37.5	9	11	45	35.0	72.7%	32.7
23/04/2025 22:00:00	40.0	7	8	55	38.3	75.0%	35.3
23/04/2025 23:00:00	50.0	2	2	50	45.0	100.0%	44.5
24/04/2025 00:00:00	45.0	1	1	45	42.5	100.0%	42.0
24/04/2025 01:00:00	40.0	1	1	40	37.5	100.0%	37.0
24/04/2025 02:00:00	0.0	0	0	0	0.0	0.0%	0.0
24/04/2025 03:00:00	0.0	0	0	0	0.0	0.0%	0.0
24/04/2025 04:00:00	40.0	1	1	40	37.5	100.0%	37.0
24/04/2025 05:00:00	52.5	7	8	55	43.1	100.0%	42.9
24/04/2025 06:00:00	48.3	14	17	55	43.9	82.4%	40.7
24/04/2025 07:00:00	51.7	19	22	65	42.2	86.4%	39.9
24/04/2025 08:00:00	45.0	21	25	55	41.3	68.0%	35.8
24/04/2025 09:00:00	43.1	23	27	50	38.4	85.2%	35.9
24/04/2025 10:00:00	43.0	26	30	55	38.7	56.7%	31.8

Incoming Summary  
Honeybourne Road

from Tue-Apr-22-2025-11-00-AM to Tue-May-06-2025-02-59-PM

24/04/2025 11:00:00	41.0	25	29	45	36.8	69.0%	32.7
24/04/2025 12:00:00	40.0	37	43	55	37.1	65.1%	31.1
24/04/2025 13:00:00	46.2	30	35	55	39.2	82.9%	36.1
24/04/2025 14:00:00	43.0	17	20	50	38.9	70.0%	34.8
24/04/2025 15:00:00	42.5	26	31	50	37.7	74.2%	34.0
24/04/2025 16:00:00	41.9	37	44	50	37.1	81.8%	34.8
24/04/2025 17:00:00	41.2	28	33	65	39.3	66.7%	33.6
24/04/2025 18:00:00	44.0	28	33	50	38.5	75.8%	34.0
24/04/2025 19:00:00	43.6	26	31	55	40.0	64.5%	34.3
24/04/2025 20:00:00	42.5	12	14	50	38.0	71.4%	32.4
24/04/2025 21:00:00	42.5	8	9	45	38.3	66.7%	34.3
24/04/2025 22:00:00	35.0	4	5	45	35.8	60.0%	31.0
24/04/2025 23:00:00	50.0	2	2	50	45.0	100.0%	44.5
25/04/2025 00:00:00	35.0	2	2	35	32.5	50.0%	29.5
25/04/2025 01:00:00	0.0	0	0	0	0.0	0.0%	0.0
25/04/2025 02:00:00	0.0	0	0	0	0.0	0.0%	0.0
25/04/2025 03:00:00	35.0	1	1	35	32.5	100.0%	32.0
25/04/2025 04:00:00	45.0	1	1	45	42.5	100.0%	42.0
25/04/2025 05:00:00	45.0	4	5	55	41.5	100.0%	41.2
25/04/2025 06:00:00	52.5	14	16	60	43.1	100.0%	42.6
25/04/2025 07:00:00	46.7	25	29	65	40.4	82.8%	37.4
25/04/2025 08:00:00	45.0	22	26	55	39.4	80.8%	36.5
25/04/2025 09:00:00	43.3	26	30	50	37.5	73.3%	33.9
25/04/2025 10:00:00	43.6	27	32	50	39.7	71.9%	34.9
25/04/2025 11:00:00	43.0	27	32	50	37.9	78.1%	34.7
25/04/2025 12:00:00	42.8	29	34	50	38.0	85.3%	35.6
25/04/2025 13:00:00	43.6	22	26	50	38.9	80.8%	36.0
25/04/2025 14:00:00	39.6	37	44	50	37.3	61.4%	31.7
25/04/2025 15:00:00	40.0	32	38	50	37.3	76.3%	34.1
25/04/2025 16:00:00	42.5	34	40	50	38.5	75.0%	35.3
25/04/2025 17:00:00	48.3	26	30	60	40.9	73.3%	37.0
25/04/2025 18:00:00	49.0	31	37	60	40.9	83.8%	38.4
25/04/2025 19:00:00	45.0	25	29	60	40.7	86.2%	38.6
25/04/2025 20:00:00	43.8	8	10	50	39.2	90.0%	37.6
25/04/2025 21:00:00	45.0	3	3	45	35.8	100.0%	35.3
25/04/2025 22:00:00	40.0	6	7	45	35.8	85.7%	34.3
25/04/2025 23:00:00	35.0	1	1	35	32.5	100.0%	32.0
26/04/2025 00:00:00	35.0	1	1	35	32.5	100.0%	32.0
26/04/2025 01:00:00	30.0	1	1	30	0.0	0.0%	27.0
26/04/2025 02:00:00	0.0	0	0	0	0.0	0.0%	0.0
26/04/2025 03:00:00	0.0	0	0	0	0.0	0.0%	0.0
26/04/2025 04:00:00	0.0	0	0	0	0.0	0.0%	0.0
26/04/2025 05:00:00	60.0	3	3	60	42.5	100.0%	42.0
26/04/2025 06:00:00	50.0	5	6	55	47.5	66.7%	40.5
26/04/2025 07:00:00	43.3	5	6	45	39.2	100.0%	38.7
26/04/2025 08:00:00	44.0	15	18	50	39.2	83.3%	36.9
26/04/2025 09:00:00	45.0	20	23	55	39.3	60.9%	34.4
26/04/2025 10:00:00	43.8	37	44	60	39.3	63.6%	33.8

Incoming Summary  
Honeybourne Road

from Tue-Apr-22-2025-11-00-AM to Tue-May-06-2025-02-59-PM

26/04/2025 11:00:00	44.3	40	47	55	38.9	83.0%	34.9
26/04/2025 12:00:00	39.6	32	38	55	37.0	76.3%	34.1
26/04/2025 13:00:00	44.0	27	32	50	38.9	65.6%	32.5
26/04/2025 14:00:00	43.6	31	36	55	38.3	72.2%	34.8
26/04/2025 15:00:00	42.0	31	37	55	38.6	73.0%	34.6
26/04/2025 16:00:00	45.0	32	38	55	40.0	78.9%	36.6
26/04/2025 17:00:00	43.3	24	28	50	39.2	75.0%	35.0
26/04/2025 18:00:00	45.0	37	43	55	40.0	83.7%	37.3
26/04/2025 19:00:00	43.3	14	17	55	39.3	64.7%	33.8
26/04/2025 20:00:00	43.8	13	15	55	39.8	86.7%	37.9
26/04/2025 21:00:00	45.0	8	10	50	39.2	60.0%	33.6
26/04/2025 22:00:00	40.0	5	6	50	37.5	100.0%	37.0
26/04/2025 23:00:00	42.5	4	5	45	38.8	80.0%	36.0
27/04/2025 00:00:00	30.0	1	1	30	0.0	0.0%	27.0
27/04/2025 01:00:00	40.0	1	1	40	37.5	100.0%	37.0
27/04/2025 02:00:00	0.0	0	0	0	0.0	0.0%	0.0
27/04/2025 03:00:00	0.0	0	0	0	0.0	0.0%	0.0
27/04/2025 04:00:00	0.0	0	0	0	0.0	0.0%	0.0
27/04/2025 05:00:00	45.0	3	3	45	42.5	33.3%	30.3
27/04/2025 06:00:00	45.0	6	7	50	39.2	85.7%	37.1
27/04/2025 07:00:00	42.5	11	13	50	38.0	76.9%	34.5
27/04/2025 08:00:00	50.0	19	22	60	42.3	90.9%	40.1
27/04/2025 09:00:00	50.0	18	21	60	42.1	57.1%	31.6
27/04/2025 10:00:00	44.3	30	35	60	39.9	77.1%	35.0
27/04/2025 11:00:00	40.0	40	47	50	37.3	57.4%	30.8
27/04/2025 12:00:00	46.7	31	37	50	40.5	73.0%	35.2
27/04/2025 13:00:00	42.5	30	35	50	37.9	65.7%	32.6
27/04/2025 14:00:00	47.5	28	33	55	41.3	84.8%	38.4
27/04/2025 15:00:00	41.7	23	27	55	37.8	63.0%	32.1
27/04/2025 16:00:00	43.3	24	28	55	37.8	71.4%	33.9
27/04/2025 17:00:00	41.2	22	26	60	36.8	84.6%	34.4
27/04/2025 18:00:00	44.0	34	40	50	39.0	67.5%	32.7
27/04/2025 19:00:00	47.5	12	14	55	41.4	64.3%	35.3
27/04/2025 20:00:00	37.5	4	5	40	35.8	60.0%	30.0
27/04/2025 21:00:00	42.5	11	13	50	37.1	92.3%	35.9
27/04/2025 22:00:00	35.0	3	3	35	32.5	66.7%	30.3
27/04/2025 23:00:00	0.0	0	0	0	0.0	0.0%	0.0
28/04/2025 00:00:00	40.0	1	1	40	37.5	100.0%	37.0
28/04/2025 01:00:00	0.0	0	0	0	0.0	0.0%	0.0
28/04/2025 02:00:00	0.0	0	0	0	0.0	0.0%	0.0
28/04/2025 03:00:00	0.0	0	0	0	0.0	0.0%	0.0
28/04/2025 04:00:00	0.0	0	0	0	0.0	0.0%	0.0
28/04/2025 05:00:00	52.5	5	6	55	45.0	100.0%	44.5
28/04/2025 06:00:00	46.7	15	18	55	40.5	83.3%	37.7
28/04/2025 07:00:00	44.4	26	31	55	39.3	90.3%	37.8
28/04/2025 08:00:00	43.3	38	45	55	39.2	73.3%	35.3
28/04/2025 09:00:00	43.3	17	20	50	39.2	60.0%	31.9
28/04/2025 10:00:00	39.0	30	35	55	36.4	65.7%	31.1

Incoming Summary  
Honeybourne Road

from Tue-Apr-22-2025-11-00-AM to Tue-May-06-2025-02-59-PM

28/04/2025 11:00:00	37.5	21	25	50	35.7	56.0%	30.9
28/04/2025 12:00:00	44.0	26	31	60	41.5	48.4%	31.3
28/04/2025 13:00:00	38.1	37	44	55	36.1	56.8%	30.9
28/04/2025 14:00:00	44.0	26	31	50	39.2	93.5%	38.0
28/04/2025 15:00:00	43.8	34	40	65	39.2	80.0%	36.1
28/04/2025 16:00:00	44.4	37	43	50	39.3	79.1%	36.4
28/04/2025 17:00:00	45.0	31	37	55	39.4	86.5%	36.8
28/04/2025 18:00:00	45.0	31	36	50	40.2	83.3%	37.2
28/04/2025 19:00:00	43.8	17	20	50	38.7	85.0%	36.7
28/04/2025 20:00:00	43.8	11	13	50	37.9	92.3%	36.8
28/04/2025 21:00:00	35.0	8	9	40	33.2	77.8%	30.4
28/04/2025 22:00:00	45.0	5	6	55	39.2	100.0%	38.7
28/04/2025 23:00:00	0.0	0	0	0	0.0	0.0%	0.0
29/04/2025 00:00:00	40.0	1	1	40	37.5	100.0%	37.0
29/04/2025 01:00:00	25.0	1	1	25	0.0	0.0%	22.0
29/04/2025 02:00:00	0.0	0	0	0	0.0	0.0%	0.0
29/04/2025 03:00:00	0.0	0	0	0	0.0	0.0%	0.0
29/04/2025 04:00:00	0.0	0	0	0	0.0	0.0%	0.0
29/04/2025 05:00:00	55.0	5	6	60	42.5	100.0%	42.0
29/04/2025 06:00:00	45.0	15	18	50	40.6	88.9%	38.4
29/04/2025 07:00:00	45.0	30	35	55	39.1	91.4%	37.6
29/04/2025 08:00:00	47.5	27	32	60	42.5	68.8%	36.3
29/04/2025 09:00:00	39.1	28	33	45	37.0	57.6%	31.7
29/04/2025 10:00:00	42.5	20	23	50	38.6	60.9%	31.8
29/04/2025 11:00:00	42.5	18	21	50	38.2	66.7%	34.0
29/04/2025 12:00:00	42.9	35	41	55	38.0	78.0%	34.6
29/04/2025 13:00:00	43.3	17	20	50	38.2	70.0%	34.0
29/04/2025 14:00:00	45.0	31	37	55	38.9	78.4%	35.3
29/04/2025 15:00:00	42.5	31	36	55	37.7	75.0%	34.5
29/04/2025 16:00:00	44.5	32	38	50	39.8	86.8%	37.9
29/04/2025 17:00:00	42.5	42	49	50	37.1	85.7%	35.4
29/04/2025 18:00:00	45.0	30	35	55	41.1	62.9%	34.2
29/04/2025 19:00:00	41.7	22	26	50	37.2	73.1%	33.5
29/04/2025 20:00:00	45.0	13	15	55	39.0	86.7%	36.7
29/04/2025 21:00:00	40.0	10	12	45	36.9	66.7%	32.5
29/04/2025 22:00:00	45.0	2	2	45	40.0	100.0%	39.5
29/04/2025 23:00:00	40.0	3	4	45	36.3	100.0%	36.0
30/04/2025 00:00:00	0.0	0	0	0	0.0	0.0%	0.0
30/04/2025 01:00:00	50.0	1	1	50	47.5	100.0%	47.0
30/04/2025 02:00:00	0.0	0	0	0	0.0	0.0%	0.0
30/04/2025 03:00:00	35.0	2	2	35	32.5	50.0%	29.5
30/04/2025 04:00:00	0.0	0	0	0	0.0	0.0%	0.0
30/04/2025 05:00:00	55.0	6	7	60	42.5	100.0%	42.0
30/04/2025 06:00:00	45.0	17	20	55	40.1	85.0%	37.9
30/04/2025 07:00:00	45.0	26	31	60	39.1	90.3%	37.2
30/04/2025 08:00:00	48.3	34	40	60	40.8	82.5%	38.2
30/04/2025 09:00:00	39.6	37	43	55	36.7	72.1%	32.6
30/04/2025 10:00:00	44.0	18	21	50	39.2	71.4%	34.5

Incoming Summary  
Honeybourne Road

from Tue-Apr-22-2025-11-00-AM to Tue-May-06-2025-02-59-PM

30/04/2025 11:00:00	43.0	25	29	60	38.5	72.4%	34.2
30/04/2025 12:00:00	45.0	29	34	55	38.8	76.5%	34.7
30/04/2025 13:00:00	45.0	21	25	60	39.0	92.0%	37.5
30/04/2025 14:00:00	44.0	26	31	55	39.6	67.7%	35.4
30/04/2025 15:00:00	44.4	32	38	55	39.5	78.9%	36.6
30/04/2025 16:00:00	43.3	47	55	60	38.9	65.5%	34.0
30/04/2025 17:00:00	43.1	41	48	50	38.1	85.4%	35.8
30/04/2025 18:00:00	45.0	19	22	60	40.1	77.3%	36.5
30/04/2025 19:00:00	43.0	15	18	55	39.5	83.3%	37.1
30/04/2025 20:00:00	44.0	22	26	55	40.1	73.1%	36.1
30/04/2025 21:00:00	42.5	9	11	55	39.0	90.9%	37.5
30/04/2025 22:00:00	55.0	4	5	60	54.2	60.0%	43.0
30/04/2025 23:00:00	35.0	3	3	35	32.5	66.7%	30.3
01/05/2025 00:00:00	40.0	1	1	40	37.5	100.0%	37.0
01/05/2025 01:00:00	45.0	2	2	45	37.5	100.0%	37.0
01/05/2025 02:00:00	35.0	1	1	35	32.5	100.0%	32.0
01/05/2025 03:00:00	0.0	0	0	0	0.0	0.0%	0.0
01/05/2025 04:00:00	0.0	0	0	0	0.0	0.0%	0.0
01/05/2025 05:00:00	55.0	4	5	60	47.5	100.0%	47.0
01/05/2025 06:00:00	45.0	15	18	55	40.2	72.2%	35.8
01/05/2025 07:00:00	50.0	29	34	60	41.5	88.2%	39.5
01/05/2025 08:00:00	42.1	31	36	50	38.1	75.0%	33.8
01/05/2025 09:00:00	42.0	31	36	55	37.7	77.8%	34.5
01/05/2025 10:00:00	42.5	42	50	55	38.1	80.0%	35.2
01/05/2025 11:00:00	41.4	51	60	55	37.4	63.3%	33.0
01/05/2025 12:00:00	40.0	69	81	50	36.7	61.7%	32.3
01/05/2025 13:00:00	41.5	66	78	50	37.2	82.1%	35.2
01/05/2025 14:00:00	40.6	45	53	50	36.7	69.8%	32.1
01/05/2025 15:00:00	40.0	66	78	55	36.8	70.5%	33.6
01/05/2025 16:00:00	39.6	74	87	55	36.3	74.7%	33.4
01/05/2025 17:00:00	44.6	60	70	60	39.4	77.1%	35.7
01/05/2025 18:00:00	43.6	53	62	55	39.2	72.6%	35.0
01/05/2025 19:00:00	41.7	37	43	50	37.8	74.4%	34.8
01/05/2025 20:00:00	41.0	22	26	45	37.5	76.9%	32.8
01/05/2025 21:00:00	38.8	22	26	45	36.1	53.8%	30.0
01/05/2025 22:00:00	38.3	8	9	40	35.0	66.7%	31.4
01/05/2025 23:00:00	40.0	6	7	45	37.5	57.1%	32.9
02/05/2025 00:00:00	40.0	2	2	40	35.0	100.0%	34.5
02/05/2025 01:00:00	40.0	3	4	45	38.8	100.0%	38.5
02/05/2025 02:00:00	0.0	0	0	0	0.0	0.0%	0.0
02/05/2025 03:00:00	35.0	1	1	35	32.5	100.0%	32.0
02/05/2025 04:00:00	0.0	0	0	0	0.0	0.0%	0.0
02/05/2025 05:00:00	57.5	6	7	60	43.2	100.0%	42.9
02/05/2025 06:00:00	47.5	19	22	60	40.4	95.5%	39.3
02/05/2025 07:00:00	43.0	40	47	50	37.5	76.6%	34.0
02/05/2025 08:00:00	42.7	50	59	50	37.9	81.4%	35.5
02/05/2025 09:00:00	39.6	37	44	55	37.3	65.9%	32.4
02/05/2025 10:00:00	41.7	47	55	55	37.1	76.4%	34.1

Incoming Summary  
Honeybourne Road

from Tue-Apr-22-2025-11-00-AM to Tue-May-06-2025-02-59-PM

02/05/2025 11:00:00	40.7	46	54	50	36.8	66.7%	31.9
02/05/2025 12:00:00	44.4	40	47	65	40.6	66.0%	35.0
02/05/2025 13:00:00	42.7	62	73	50	38.5	61.6%	33.1
02/05/2025 14:00:00	41.8	77	91	55	37.3	75.8%	34.4
02/05/2025 15:00:00	42.2	92	108	55	37.6	75.9%	34.6
02/05/2025 16:00:00	41.5	71	83	60	37.3	75.9%	34.5
02/05/2025 17:00:00	40.9	54	63	45	36.5	77.8%	33.6
02/05/2025 18:00:00	46.2	37	43	60	38.4	79.1%	35.5
02/05/2025 19:00:00	43.9	31	37	50	39.0	83.8%	36.6
02/05/2025 20:00:00	47.5	17	20	55	40.3	90.0%	38.3
02/05/2025 21:00:00	38.8	16	19	45	34.7	94.7%	34.1
02/05/2025 22:00:00	35.0	8	9	40	34.2	33.3%	29.3
02/05/2025 23:00:00	37.5	3	4	40	35.0	100.0%	34.5
03/05/2025 00:00:00	45.0	3	3	45	35.8	100.0%	35.3
03/05/2025 01:00:00	0.0	0	0	0	0.0	0.0%	0.0
03/05/2025 02:00:00	0.0	0	0	0	0.0	0.0%	0.0
03/05/2025 03:00:00	0.0	0	0	0	0.0	0.0%	0.0
03/05/2025 04:00:00	45.0	1	1	45	42.5	100.0%	42.0
03/05/2025 05:00:00	40.0	2	2	40	37.5	50.0%	32.0
03/05/2025 06:00:00	45.0	8	9	50	38.2	77.8%	33.9
03/05/2025 07:00:00	48.3	16	19	60	43.5	78.9%	39.7
03/05/2025 08:00:00	46.9	27	32	50	41.0	84.4%	37.8
03/05/2025 09:00:00	41.2	71	84	55	37.2	73.8%	33.8
03/05/2025 10:00:00	39.7	95	112	55	36.7	71.4%	33.5
03/05/2025 11:00:00	41.5	52	61	50	37.6	72.1%	32.9
03/05/2025 12:00:00	39.8	57	67	55	37.2	70.1%	31.7
03/05/2025 13:00:00	42.7	44	52	60	37.6	80.8%	34.8
03/05/2025 14:00:00	38.7	66	78	50	36.3	60.3%	32.1
03/05/2025 15:00:00	44.2	42	50	55	38.3	76.0%	35.0
03/05/2025 16:00:00	42.2	50	59	55	38.1	76.3%	35.0
03/05/2025 17:00:00	40.7	32	38	45	36.8	73.7%	33.5
03/05/2025 18:00:00	40.8	29	34	45	36.3	70.6%	33.2
03/05/2025 19:00:00	42.0	28	33	50	38.1	81.8%	35.7
03/05/2025 20:00:00	43.3	21	25	55	38.5	84.0%	35.5
03/05/2025 21:00:00	36.7	17	20	45	35.3	45.0%	29.1
03/05/2025 22:00:00	40.0	8	10	45	36.9	90.0%	35.2
03/05/2025 23:00:00	35.0	8	9	45	34.2	66.7%	30.9
04/05/2025 00:00:00	38.3	4	5	40	37.5	60.0%	32.2
04/05/2025 01:00:00	0.0	0	0	0	0.0	0.0%	0.0
04/05/2025 02:00:00	0.0	0	0	0	0.0	0.0%	0.0
04/05/2025 03:00:00	0.0	0	0	0	0.0	0.0%	0.0
04/05/2025 04:00:00	0.0	0	0	0	0.0	0.0%	0.0
04/05/2025 05:00:00	40.0	2	2	40	37.5	100.0%	37.0
04/05/2025 06:00:00	45.0	6	7	50	39.5	71.4%	34.1
04/05/2025 07:00:00	50.0	8	10	55	44.6	70.0%	38.5
04/05/2025 08:00:00	40.0	11	13	60	37.5	69.2%	34.1
04/05/2025 09:00:00	46.7	20	23	55	40.2	95.7%	39.3
04/05/2025 10:00:00	42.1	30	35	50	38.0	60.0%	31.1

Incoming Summary  
Honeybourne Road

from Tue-Apr-22-2025-11-00-AM to Tue-May-06-2025-02-59-PM

04/05/2025 11:00:00	39.6	35	41	50	36.4	78.0%	34.1
04/05/2025 12:00:00	39.3	31	37	50	36.3	67.6%	32.2
04/05/2025 13:00:00	40.0	32	38	45	36.6	76.3%	33.4
04/05/2025 14:00:00	41.0	35	41	50	37.0	73.2%	33.9
04/05/2025 15:00:00	42.0	38	45	55	37.8	68.9%	33.6
04/05/2025 16:00:00	42.0	37	44	50	37.5	72.7%	33.4
04/05/2025 17:00:00	39.3	29	34	50	35.9	73.5%	32.9
04/05/2025 18:00:00	40.0	22	26	65	38.4	65.4%	34.2
04/05/2025 19:00:00	43.8	20	24	55	38.0	87.5%	36.3
04/05/2025 20:00:00	37.5	14	17	45	35.2	64.7%	31.4
04/05/2025 21:00:00	38.8	9	11	45	36.3	72.7%	32.5
04/05/2025 22:00:00	45.0	5	6	50	37.5	100.0%	37.2
04/05/2025 23:00:00	40.0	3	3	40	37.5	66.7%	33.7
05/05/2025 00:00:00	25.0	1	1	25	0.0	0.0%	22.0
05/05/2025 01:00:00	0.0	0	0	0	0.0	0.0%	0.0
05/05/2025 02:00:00	40.0	1	1	40	37.5	100.0%	37.0
05/05/2025 03:00:00	0.0	0	0	0	0.0	0.0%	0.0
05/05/2025 04:00:00	0.0	0	0	0	0.0	0.0%	0.0
05/05/2025 05:00:00	50.0	4	5	55	42.5	80.0%	38.0
05/05/2025 06:00:00	40.0	3	4	50	37.5	100.0%	37.3
05/05/2025 07:00:00	48.3	8	9	50	41.9	100.0%	41.4
05/05/2025 08:00:00	42.5	12	14	50	37.1	85.7%	34.6
05/05/2025 09:00:00	44.3	30	35	50	40.0	62.9%	34.6
05/05/2025 10:00:00	42.5	35	41	50	37.5	65.9%	32.5
05/05/2025 11:00:00	41.7	27	32	55	37.1	87.5%	34.5
05/05/2025 12:00:00	41.2	27	32	50	36.9	84.4%	34.6
05/05/2025 13:00:00	44.5	36	42	55	39.6	78.6%	36.2
05/05/2025 14:00:00	45.8	34	40	55	39.4	80.0%	36.7
05/05/2025 15:00:00	38.3	45	53	50	35.5	69.8%	31.6
05/05/2025 16:00:00	43.1	45	53	50	37.5	77.4%	34.8
05/05/2025 17:00:00	41.4	34	40	50	37.2	72.5%	33.6
05/05/2025 18:00:00	42.5	23	27	65	38.8	70.4%	35.0
05/05/2025 19:00:00	41.7	18	21	55	38.2	66.7%	33.5
05/05/2025 20:00:00	40.0	8	10	50	38.2	70.0%	34.1
05/05/2025 21:00:00	38.8	6	7	40	35.4	100.0%	35.0
05/05/2025 22:00:00	30.0	3	4	40	37.5	25.0%	29.5
05/05/2025 23:00:00	50.0	1	1	50	47.5	100.0%	47.0
06/05/2025 00:00:00	35.0	1	1	35	32.5	100.0%	32.0
06/05/2025 01:00:00	0.0	0	0	0	0.0	0.0%	0.0
06/05/2025 02:00:00	0.0	0	0	0	0.0	0.0%	0.0
06/05/2025 03:00:00	30.0	1	1	30	0.0	0.0%	27.0
06/05/2025 04:00:00	0.0	0	0	0	0.0	0.0%	0.0
06/05/2025 05:00:00	50.0	9	11	65	43.5	90.9%	41.7
06/05/2025 06:00:00	49.0	19	22	55	40.7	86.4%	38.0
06/05/2025 07:00:00	45.0	40	47	60	39.7	80.9%	36.9
06/05/2025 08:00:00	44.4	54	63	55	38.6	76.2%	35.1
06/05/2025 09:00:00	42.0	31	36	60	37.7	75.0%	33.5
06/05/2025 10:00:00	41.0	49	58	55	37.2	60.3%	32.2

Incoming Summary  
Honeybourne Road

from Tue-Apr-22-2025-11-00-AM to Tue-May-06-2025-02-59-PM

06/05/2025 11:00:00	43.3	36	42	50	39.1	66.7%	33.2
06/05/2025 12:00:00	40.0	44	52	50	36.9	65.4%	32.5
06/05/2025 13:00:00	45.0	26	31	55	39.6	77.4%	36.1
06/05/2025 14:00:00	42.1	35	41	55	37.8	80.5%	35.4
06/05/2025 15:00:00	30.0	3	4	40	37.5	25.0%	27.3

Incoming Summary  
Honeybourne Road

from Tue-Apr-22-2025-11-00-AM to Tue-May-06-2025-02-59-PM

Day/Time Ending	85th pctl (MPH)	85th pctl cnts	Total Cnts	Max Speed	Avg Speeder	% Speeders	Avg Speed
23/04/2025 00:00:00	43.0	280	330	55	38.3	71.8%	34.1
24/04/2025 00:00:00	44.2	396	466	60	39.0	78.5%	35.8
25/04/2025 00:00:00	43.7	393	462	65	39.0	73.4%	34.6
26/04/2025 00:00:00	44.2	401	472	65	39.1	78.8%	35.9
27/04/2025 00:00:00	43.9	386	454	60	39.1	74.7%	35.2
28/04/2025 00:00:00	44.0	349	411	60	39.1	71.8%	34.1
29/04/2025 00:00:00	43.7	417	491	65	38.8	75.6%	35.0
30/04/2025 00:00:00	43.8	411	484	60	38.8	76.0%	35.1
01/05/2025 00:00:00	44.4	434	511	60	39.2	77.9%	35.8
02/05/2025 00:00:00	42.0	734	864	60	37.8	73.1%	34.1
03/05/2025 00:00:00	42.5	759	893	65	37.8	75.5%	34.5
04/05/2025 00:00:00	41.8	680	800	60	37.6	72.9%	33.8
05/05/2025 00:00:00	41.6	389	458	65	37.5	73.1%	33.8
06/05/2025 00:00:00	42.9	401	472	65	37.9	75.4%	34.5
06/05/2025 14:59:59	43.4	347	408	65	38.6	72.8%	34.6

Incoming Weekly Counts  
Honeybourne Road

from Tue-Apr-22-2025-11-00-AM to Tue-May-06-2025-02-59-PM

	21/04/2025	to	27/04/2025							
	Monday	Tuesday	Wednesday	Thursday	Friday	Saturday	Sunday	Week	Weekend	Week Day 85%
Hour	21/04/2025	22/04/2025	23/04/2025	24/04/2025	25/04/2025	26/04/2025	27/04/2025	Day Avg	Avg	Avg Speed
0 - 1	*	*	0	1	0	1	1	0.33	1	40
1 - 2	*	*	0	0	0	0	0	0	0	0
2 - 3	*	*	0	0	1	0	0	0.33	0	35
3 - 4	*	*	0	1	1	0	0	0.67	0	42.5
4 - 5	*	*	6	8	5	3	3	6.33	3	47.5
5 - 6	*	*	17	17	16	6	7	16.67	6.5	48.6
6 - 7	*	*	23	22	29	6	13	24.67	9.5	48.63
7 - 8	*	*	34	25	26	18	22	28.33	20	46.1
8 - 9	*	*	29	27	30	23	21	28.67	22	42.7
9 - 10	*	*	27	30	32	44	35	29.67	39.5	42.2
10 - 11	*	0	30	29	32	47	47	22.75	47	43
11 - 12	*	32	46	43	34	38	37	38.75	37.5	42.6
12 - 13	*	39	29	35	26	32	35	32.25	33.5	44.2
13 - 14	*	43	26	20	44	36	33	33.25	34.5	41.75
14 - 15	*	31	30	31	38	37	27	32.5	32	41.4
15 - 16	*	40	40	44	40	38	28	41	33	41.98
16 - 17	*	48	40	33	30	28	26	37.75	27	44.68
17 - 18	*	39	31	33	37	43	40	35	41.5	45.28
18 - 19	*	22	23	31	29	17	14	26.25	15.5	44.02
19 - 20	*	11	13	14	10	15	5	12	10	44.08
20 - 21	*	9	11	9	3	10	13	8	11.5	42.5
21 - 22	*	8	8	5	7	6	3	7	4.5	41.25
22 - 23	*	4	2	2	1	5	0	2.25	2.5	43.12
23 - 24	*	4	1	2	1	1	1	2	1	35
Totals	0	330	466	462	472	454	411			
% of Total	0%	12.72%	17.96%	17.8%	18.19%	17.5%	15.84%			

Incoming Weekly Counts  
Honeybourne Road

from Tue-Apr-22-2025-11-00-AM to Tue-May-06-2025-02-59-PM

	28/04/2025	to	04/05/2025							
	Monday	Tuesday	Wednesday	Thursday	Friday	Saturday	Sunday	Week	Weekend	Week Day 85%
Hour	28/04/2025	29/04/2025	30/04/2025	01/05/2025	02/05/2025	03/05/2025	04/05/2025	Day Avg	Avg	Avg Speed
0 - 1	0	1	1	2	4	0	0	1.6	0	40
1 - 2	0	0	0	1	0	0	0	0.2	0	35
2 - 3	0	0	2	0	1	0	0	0.6	0	35
3 - 4	0	0	0	0	0	1	0	0	0.5	0
4 - 5	6	6	7	5	7	2	2	6.2	2	55
5 - 6	18	18	20	18	22	9	7	19.2	8	45.84
6 - 7	31	35	31	34	47	19	10	35.6	14.5	45.48
7 - 8	45	32	40	36	59	32	13	42.4	22.5	44.78
8 - 9	20	33	43	36	44	84	23	35.2	53.5	40.72
9 - 10	35	23	21	50	55	112	35	36.8	73.5	41.94
10 - 11	25	21	29	60	54	61	41	37.8	51	41.02
11 - 12	31	41	34	81	47	67	37	46.8	52	43.26
12 - 13	44	20	25	78	73	52	38	48	45	42.12
13 - 14	31	37	31	53	91	78	41	48.6	59.5	43.08
14 - 15	40	36	38	78	108	50	45	60	47.5	42.58
15 - 16	43	38	55	87	83	59	44	61.2	51.5	42.66
16 - 17	37	49	48	70	63	38	34	53.4	36	43.22
17 - 18	36	35	22	62	43	34	26	39.6	30	44.96
18 - 19	20	26	18	43	37	33	24	28.8	28.5	42.82
19 - 20	13	15	26	26	20	25	17	20	21	44.26
20 - 21	9	12	11	26	19	20	11	15.4	15.5	39.02
21 - 22	6	2	5	9	9	10	6	6.2	8	43.66
22 - 23	0	4	3	7	4	9	3	3.6	6	38.12
23 - 24	1	0	1	2	3	5	1	1.4	3	41.25
Totals	491	484	511	864	893	800	458			
% of Total	10.91%	10.75%	11.35%	19.2%	19.84%	17.77%	10.18%			

Incoming Weekly Counts  
Honeybourne Road

from Tue-Apr-22-2025-11-00-AM to Tue-May-06-2025-02-59-PM

	05/05/2025	to	11/05/2025							
	Monday	Tuesday	Wednesday	Thursday	Friday	Saturday	Sunday	Week	Weekend	Week Day 85%
Hour	05/05/2025	06/05/2025	07/05/2025	08/05/2025	09/05/2025	10/05/2025	11/05/2025	Day Avg	Avg	Avg Speed
0 - 1	0	0	*	*	*	*	*	0	0	0
1 - 2	1	0	*	*	*	*	*	0.5	0	40
2 - 3	0	1	*	*	*	*	*	0.5	0	30
3 - 4	0	0	*	*	*	*	*	0	0	0
4 - 5	5	11	*	*	*	*	*	8	0	50
5 - 6	4	22	*	*	*	*	*	13	0	44.5
6 - 7	9	47	*	*	*	*	*	28	0	46.65
7 - 8	14	63	*	*	*	*	*	38.5	0	43.45
8 - 9	35	36	*	*	*	*	*	35.5	0	43.15
9 - 10	41	58	*	*	*	*	*	49.5	0	41.75
10 - 11	32	42	*	*	*	*	*	37	0	42.5
11 - 12	32	52	*	*	*	*	*	42	0	40.6
12 - 13	42	31	*	*	*	*	*	36.5	0	44.75
13 - 14	40	41	*	*	*	*	*	40.5	0	43.95
14 - 15	53	4	*	*	*	*	*	28.5	0	34.15
15 - 16	53	*	*	*	*	*	*	53	0	43.1
16 - 17	40	*	*	*	*	*	*	40	0	41.4
17 - 18	27	*	*	*	*	*	*	27	0	42.5
18 - 19	21	*	*	*	*	*	*	21	0	41.7
19 - 20	10	*	*	*	*	*	*	10	0	40
20 - 21	7	*	*	*	*	*	*	7	0	38.8
21 - 22	4	*	*	*	*	*	*	4	0	30
22 - 23	1	*	*	*	*	*	*	1	0	50
23 - 24	1	*	*	*	*	*	*	1	0	35
Totals	472	408	0	0	0	0	0			
% of Total	53.64%	46.36%	0%	0%	0%	0%	0%			

Incoming Monthly Counts  
Honeybourne Road

from Tue-Apr-22-2025-11-00-AM to Tue-May-06-2025-02-59-PM

Hour	Apr 2025							Week Day Avg	Weekend Avg	Week Day 85% Avg Speed
	Monday	Tuesday	Wednesday	Thursday	Friday	Saturday	Sunday			
0 - 1	0	1	1	1	0	1	1	0.6	1	38.33
1 - 2	0	0	0	0	0	0	0	0	0	0
2 - 3	0	0	2	0	1	0	0	0.6	0	35
3 - 4	0	0	0	1	1	0	0	0.4	0	42.5
4 - 5	6	6	13	8	5	3	3	7.6	3	51
5 - 6	18	18	37	17	16	6	7	21.2	6.5	47.5
6 - 7	31	35	54	22	29	6	13	34.2	9.5	46.8
7 - 8	45	32	74	25	26	18	22	40.4	20	45.82
8 - 9	20	33	72	27	30	23	21	36.4	22	41.7
9 - 10	35	23	48	30	32	44	35	33.6	39.5	42.12
10 - 11	25	21	59	29	32	47	47	33.2	47	41.46
11 - 12	31	73	80	43	34	38	37	52.2	37.5	42.8
12 - 13	44	59	54	35	26	32	35	43.6	33.5	43.22
13 - 14	31	80	57	20	44	36	33	46.4	34.5	42.78
14 - 15	40	67	68	31	38	37	27	48.8	32	42.52
15 - 16	43	78	95	44	40	38	28	60	33	43.04
16 - 17	37	97	88	33	30	28	26	57	27	44.34
17 - 18	36	74	53	33	37	43	40	46.6	41.5	45.42
18 - 19	20	48	41	31	29	17	14	33.8	15.5	43.68
19 - 20	13	26	39	14	10	15	5	20.4	10	44.02
20 - 21	9	21	22	9	3	10	13	12.8	11.5	41.44
21 - 22	6	10	13	5	7	6	3	8.2	4.5	43.66
22 - 23	0	8	5	2	1	5	0	3.2	2.5	42.5
23 - 24	1	4	2	2	1	1	1	2	1	36
Totals	491	814	977	462	472	454	411			
% of Total	12.03%	19.95%	23.94%	11.32%	11.57%	11.12%	10.07%			

Incoming Monthly Counts  
Honeybourne Road

from Tue-Apr-22-2025-11-00-AM to Tue-May-06-2025-02-59-PM

Hour	May 2025							Week Day Avg	Weekend Avg	Week Day 85% Avg Speed
	Monday	Tuesday	Wednesday	Thursday	Friday	Saturday	Sunday			
0 - 1	0	0	*	2	4	0	0	1.5	0	42.5
1 - 2	1	0	*	1	0	0	0	0.5	0	37.5
2 - 3	0	1	*	0	1	0	0	0.5	0	32.5
3 - 4	0	0	*	0	0	1	0	0	0.5	0
4 - 5	5	11	*	5	7	2	2	7	2	53.12
5 - 6	4	22	*	18	22	9	7	16.5	8	45.38
6 - 7	9	47	*	34	47	19	10	34.25	14.5	46.58
7 - 8	14	63	*	36	59	32	13	43	22.5	42.92
8 - 9	35	36	*	36	44	84	23	37.75	53.5	41.98
9 - 10	41	58	*	50	55	112	35	51	73.5	41.92
10 - 11	32	42	*	60	54	61	41	47	51	41.78
11 - 12	32	52	*	81	47	67	37	53	52	41.4
12 - 13	42	31	*	78	73	52	38	56	45	43.42
13 - 14	40	41	*	53	91	78	41	56.25	59.5	42.58
14 - 15	53	4	*	78	108	50	45	60.75	47.5	37.62
15 - 16	53	*	*	87	83	59	44	74.33	51.5	41.4
16 - 17	40	*	*	70	63	38	34	57.67	36	42.3
17 - 18	27	*	*	62	43	34	26	44	30	44.1
18 - 19	21	*	*	43	37	33	24	33.67	28.5	42.43
19 - 20	10	*	*	26	20	25	17	18.67	21	42.83
20 - 21	7	*	*	26	19	20	11	17.33	15.5	38.8
21 - 22	4	*	*	9	9	10	6	7.33	8	34.43
22 - 23	1	*	*	7	4	9	3	4	6	42.5
23 - 24	1	*	*	2	3	5	1	2	3	40
Totals	472	408	0	864	893	800	458			
% of Total	12.12%	10.47%	0%	22.18%	22.93%	20.54%	11.76%			

Incoming Weekly Speeds  
Honeybourne Road

from Tue-Apr-22-2025-11-00-AM to Tue-May-06-2025-02-59-PM

	21/04/2025	to	27/04/2025							
	Monday	Tuesday	Wednesday	Thursday	Friday	Saturday	Sunday	Week	Weekend	Week Day 85%
Hour	21/04/2025	22/04/2025	23/04/2025	24/04/2025	25/04/2025	26/04/2025	27/04/2025	Day Avg	Avg	Avg Speed
0 - 1	*	*	0	37	0	27	37	37	32	40
1 - 2	*	*	0	0	0	0	0	0	0	0
2 - 3	*	*	0	0	32	0	0	32	0	35
3 - 4	*	*	0	37	42	0	0	39.5	0	42.5
4 - 5	*	*	37.83	42.88	41.2	42	30.33	40.84	36.17	47.5
5 - 6	*	*	36.94	40.71	42.62	40.5	37.14	40.04	38.69	48.6
6 - 7	*	*	37.83	39.91	37.38	38.67	34.46	38.27	35.79	48.63
7 - 8	*	*	37.21	35.84	36.54	36.89	40.09	36.6	38.65	46.1
8 - 9	*	*	33.76	35.85	33.87	34.43	31.57	34.45	33.07	42.7
9 - 10	*	*	32.52	31.8	34.94	33.75	35	33.15	34.3	42.2
10 - 11	*	0	34.4	32.69	34.66	34.94	30.81	33.95	32.87	43
11 - 12	*	34.97	34.2	31.09	35.62	34.11	35.19	33.81	34.64	42.6
12 - 13	*	33.36	39.28	36.06	36	32.53	32.57	35.95	32.55	44.2
13 - 14	*	31.12	36.46	34.8	31.7	34.75	38.39	32.91	36.49	41.75
14 - 15	*	34.81	33.37	34.03	34.13	34.62	32.07	34.09	33.55	41.4
15 - 16	*	32.95	35.8	34.8	35.28	36.63	33.93	34.71	35.48	41.98
16 - 17	*	37.15	34.83	33.58	37.03	34.96	34.38	35.73	34.69	44.68
17 - 18	*	34.9	37.16	34	38.38	37.35	32.7	36.11	35.11	45.28
18 - 19	*	32.59	38.87	34.29	38.59	33.82	35.29	36.12	34.48	44.02
19 - 20	*	38.91	37.62	32.43	37.6	37.93	30	36.4	35.95	44.08
20 - 21	*	34.44	32.73	34.33	35.33	33.6	35.92	33.91	34.91	42.5
21 - 22	*	34.62	35.25	31	34.29	37	30.33	34.07	34.78	41.25
22 - 23	*	34.5	44.5	44.5	32	36	0	38.67	36	43.12
23 - 24	*	21	42	29.5	32	27	37	27.12	32	35
Totals	0	34.1	35.8	34.6	35.9	35.2	34.1			
% of Total	0%	16.26%	17.07%	16.5%	17.12%	16.79%	16.26%			

Incoming Weekly Speeds  
Honeybourne Road

from Tue-Apr-22-2025-11-00-AM to Tue-May-06-2025-02-59-PM

	28/04/2025	to	04/05/2025							
	Monday	Tuesday	Wednesday	Thursday	Friday	Saturday	Sunday	Week	Weekend	Week Day 85%
Hour	28/04/2025	29/04/2025	30/04/2025	01/05/2025	02/05/2025	03/05/2025	04/05/2025	Day Avg	Avg	Avg Speed
0 - 1	0	22	47	37	38.5	0	0	37.12	0	40
1 - 2	0	0	0	32	0	0	0	32	0	35
2 - 3	0	0	29.5	0	32	0	0	30.33	0	35
3 - 4	0	0	0	0	0	42	0	0	42	0
4 - 5	44.5	42	42	47	42.86	32	37	43.48	34.5	55
5 - 6	37.67	38.44	37.9	35.78	39.32	33.89	34.14	37.89	34	45.84
6 - 7	37.77	37.63	37.16	39.53	34	39.68	38.5	36.98	39.28	45.48
7 - 8	35.27	36.31	38.22	33.83	35.51	37.84	34.08	35.81	36.76	44.78
8 - 9	31.85	31.67	32.63	34.53	32.43	33.82	39.26	32.7	34.99	40.72
9 - 10	31.06	31.78	34.52	35.18	34.05	33.48	31.14	33.56	32.93	41.94
10 - 11	30.92	34	34.17	32.97	31.89	32.85	34.12	32.69	33.36	41.02
11 - 12	31.32	34.61	34.71	32.26	35.04	31.75	32.22	33.46	31.91	43.26
12 - 13	30.86	33.95	37.52	35.15	33.05	34.81	33.39	33.88	34.21	42.12
13 - 14	38	35.32	35.35	32.13	34.38	32.1	33.9	34.62	32.72	43.08
14 - 15	36.12	34.47	36.58	33.59	34.62	34.98	33.62	34.78	34.34	42.58
15 - 16	36.42	37.89	34.02	33.41	34.47	35.02	33.36	34.79	34.31	42.66
16 - 17	36.78	35.41	35.79	35.67	33.59	33.53	32.94	35.31	33.25	43.22
17 - 18	37.19	34.2	36.45	35	35.47	33.18	34.15	35.52	33.6	44.96
18 - 19	36.65	33.5	37.11	34.84	36.57	35.7	36.29	35.58	35.95	42.82
19 - 20	36.77	36.73	36.12	32.81	38.3	35.48	31.35	35.87	33.81	44.26
20 - 21	30.44	32.5	37.55	30.04	34.11	29.15	32.55	32.55	30.35	39.02
21 - 22	38.67	39.5	43	31.44	29.33	35.2	37.17	34.61	35.94	43.66
22 - 23	0	36	30.33	32.86	34.5	30.89	33.67	33.5	31.58	38.12
23 - 24	37	0	37	34.5	35.33	32.2	22	35.57	30.5	41.25
Totals	35	35.1	35.8	34.1	34.5	33.8	33.8			
% of Total	14.46%	14.5%	14.79%	14.09%	14.25%	13.96%	13.96%			

Incoming Weekly Speeds  
Honeybourne Road

from Tue-Apr-22-2025-11-00-AM to Tue-May-06-2025-02-59-PM

	05/05/2025	to	11/05/2025							
	Monday	Tuesday	Wednesday	Thursday	Friday	Saturday	Sunday	Week	Weekend	Week Day 85%
Hour	05/05/2025	06/05/2025	07/05/2025	08/05/2025	09/05/2025	10/05/2025	11/05/2025	Day Avg	Avg	Avg Speed
0 - 1	0	0	*	*	*	*	*	*	*	0
1 - 2	37	0	*	*	*	*	*	37	*	40
2 - 3	0	27	*	*	*	*	*	27	*	30
3 - 4	0	0	*	*	*	*	*	*	*	0
4 - 5	38	41.73	*	*	*	*	*	40.56	*	50
5 - 6	37.25	38.05	*	*	*	*	*	37.92	*	44.5
6 - 7	41.44	36.87	*	*	*	*	*	37.61	*	46.65
7 - 8	34.64	35.11	*	*	*	*	*	35.03	*	43.45
8 - 9	34.6	33.5	*	*	*	*	*	34.04	*	43.15
9 - 10	32.46	32.19	*	*	*	*	*	32.3	*	41.75
10 - 11	34.53	33.17	*	*	*	*	*	33.76	*	42.5
11 - 12	34.59	32.52	*	*	*	*	*	33.31	*	40.6
12 - 13	36.24	36.1	*	*	*	*	*	36.18	*	44.75
13 - 14	36.65	35.41	*	*	*	*	*	36.02	*	43.95
14 - 15	31.58	27.25	*	*	*	*	*	31.28	*	34.15
15 - 16	34.83	*	*	*	*	*	*	34.83	*	43.1
16 - 17	33.6	*	*	*	*	*	*	33.6	*	41.4
17 - 18	34.96	*	*	*	*	*	*	34.96	*	42.5
18 - 19	33.52	*	*	*	*	*	*	33.52	*	41.7
19 - 20	34.1	*	*	*	*	*	*	34.1	*	40
20 - 21	35	*	*	*	*	*	*	35	*	38.8
21 - 22	29.5	*	*	*	*	*	*	29.5	*	30
22 - 23	47	*	*	*	*	*	*	47	*	50
23 - 24	32	*	*	*	*	*	*	32	*	35
Totals	34.5	34.6	0	0	0	0	0			
% of Total	49.93%	50.07%	0%	0%	0%	0%	0%			

Incoming Monthly Speeds  
Honeybourne Road

from Tue-Apr-22-2025-11-00-AM to Tue-May-06-2025-02-59-PM

Hour	Apr 2025							Week Day Avg	Weekend Avg	Week Day 85% Avg Speed
	Monday	Tuesday	Wednesday	Thursday	Friday	Saturday	Sunday			
0 - 1	0	22	47	37	0	27	37	35.33	32	38.33
1 - 2	0	0	0	0	0	0	0	0	0	0
2 - 3	0	0	29.5	0	32	0	0	30.33	0	35
3 - 4	0	0	0	37	42	0	0	39.5	0	42.5
4 - 5	44.5	42	40.08	42.88	41.2	42	30.33	41.82	36.17	51
5 - 6	37.67	38.44	37.46	40.71	42.62	40.5	37.14	38.96	38.69	47.5
6 - 7	37.77	37.63	37.44	39.91	37.38	38.67	34.46	37.85	35.79	46.8
7 - 8	35.27	36.31	37.76	35.84	36.54	36.89	40.09	36.58	38.65	45.82
8 - 9	31.85	31.67	33.08	35.85	33.87	34.43	31.57	33.23	33.07	41.7
9 - 10	31.06	31.78	33.4	31.8	34.94	33.75	35	32.7	34.3	42.12
10 - 11	30.92	34	34.29	32.69	34.66	34.94	30.81	33.54	32.87	41.46
11 - 12	31.32	34.77	34.41	31.09	35.62	34.11	35.19	33.75	34.64	42.8
12 - 13	30.86	33.56	38.46	36.06	36	32.53	32.57	34.92	32.55	43.22
13 - 14	38	33.06	35.86	34.8	31.7	34.75	38.39	34.3	36.49	42.78
14 - 15	36.12	34.63	35.16	34.03	34.13	34.62	32.07	34.87	33.55	42.52
15 - 16	36.42	35.36	34.77	34.8	35.28	36.63	33.93	35.23	35.48	43.04
16 - 17	36.78	36.27	35.35	33.58	37.03	34.96	34.38	35.82	34.69	44.34
17 - 18	37.19	34.57	36.87	34	38.38	37.35	32.7	36.02	35.11	45.42
18 - 19	36.65	33.08	38.1	34.29	38.59	33.82	35.29	35.89	34.48	43.68
19 - 20	36.77	37.65	36.62	32.43	37.6	37.93	30	36.42	35.95	44.02
20 - 21	30.44	33.33	35.14	34.33	35.33	33.6	35.92	33.78	34.91	41.44
21 - 22	38.67	35.6	38.23	31	34.29	37	30.33	36.1	34.78	43.66
22 - 23	0	35.25	36	44.5	32	36	0	36.44	36	42.5
23 - 24	37	21	39.5	29.5	32	27	37	29.1	32	36
Totals	35	34.7	35.8	34.6	35.9	35.2	34.1			
% of Total	14.27%	14.15%	14.59%	14.11%	14.64%	14.35%	13.9%			

Incoming Monthly Speeds  
Honeybourne Road

from Tue-Apr-22-2025-11-00-AM to Tue-May-06-2025-02-59-PM

Hour	May 2025							Week Day Avg	Weekend Avg	Week Day 85% Avg Speed
	Monday	Tuesday	Wednesday	Thursday	Friday	Saturday	Sunday			
0 - 1	0	0	*	37	38.5	0	0	38	0	42.5
1 - 2	37	0	*	32	0	0	0	34.5	0	37.5
2 - 3	0	27	*	0	32	0	0	29.5	0	32.5
3 - 4	0	0	*	0	0	42	0	0	42	0
4 - 5	38	41.73	*	47	42.86	32	37	42.29	34.5	53.12
5 - 6	37.25	38.05	*	35.78	39.32	33.89	34.14	37.8	34	45.38
6 - 7	41.44	36.87	*	39.53	34	39.68	38.5	36.85	39.28	46.58
7 - 8	34.64	35.11	*	33.83	35.51	37.84	34.08	34.94	36.76	42.92
8 - 9	34.6	33.5	*	34.53	32.43	33.82	39.26	33.69	34.99	41.98
9 - 10	32.46	32.19	*	35.18	34.05	33.48	31.14	33.48	32.93	41.92
10 - 11	34.53	33.17	*	32.97	31.89	32.85	34.12	32.97	33.36	41.78
11 - 12	34.59	32.52	*	32.26	35.04	31.75	32.22	33.29	31.91	41.4
12 - 13	36.24	36.1	*	35.15	33.05	34.81	33.39	34.8	34.21	43.42
13 - 14	36.65	35.41	*	32.13	34.38	32.1	33.9	34.44	32.72	42.58
14 - 15	31.58	27.25	*	33.59	34.62	34.98	33.62	33.51	34.34	37.62
15 - 16	34.83	*	*	33.41	34.47	35.02	33.36	34.14	34.31	41.4
16 - 17	33.6	*	*	35.67	33.59	33.53	32.94	34.43	33.25	42.3
17 - 18	34.96	*	*	35	35.47	33.18	34.15	35.14	33.6	44.1
18 - 19	33.52	*	*	34.84	36.57	35.7	36.29	35.2	35.95	42.43
19 - 20	34.1	*	*	32.81	38.3	35.48	31.35	35	33.81	42.83
20 - 21	35	*	*	30.04	34.11	29.15	32.55	32.19	30.35	38.8
21 - 22	29.5	*	*	31.44	29.33	35.2	37.17	30.23	35.94	34.43
22 - 23	47	*	*	32.86	34.5	30.89	33.67	34.58	31.58	42.5
23 - 24	32	*	*	34.5	35.33	32.2	22	34.5	30.5	40
Totals	34.5	34.6	0	34.1	34.5	33.8	33.8			
% of Total	16.8%	16.85%	0%	16.61%	16.8%	16.46%	16.46%			

Incoming Weekly EightyFifthSpeeds  
Honeybourne Road

from Tue-Apr-22-2025-11-00-AM to Tue-May-06-2025-02-59-PM

	21/04/2025	to	27/04/2025							
	Monday	Tuesday	Wednesday	Thursday	Friday	Saturday	Sunday	Week	Weekend	Week Day 85%
Hour	21/04/2025	22/04/2025	23/04/2025	24/04/2025	25/04/2025	26/04/2025	27/04/2025	Day Avg	Avg	Avg Speed
0 - 1	*	*	0	40	0	30	40	40	35	40
1 - 2	*	*	0	0	0	0	0	0	0	0
2 - 3	*	*	0	0	35	0	0	35	0	35
3 - 4	*	*	0	40	45	0	0	42.5	0	42.5
4 - 5	*	*	45	52.5	45	60	45	47.5	52.5	47.5
5 - 6	*	*	45	48.3	52.5	50	45	48.6	47.5	48.6
6 - 7	*	*	47.5	51.7	46.7	43.3	42.5	48.63	42.9	48.63
7 - 8	*	*	48.3	45	45	44	50	46.1	47	46.1
8 - 9	*	*	41.7	43.1	43.3	45	50	42.7	47.5	42.7
9 - 10	*	*	40	43	43.6	43.8	44.3	42.2	44.05	42.2
10 - 11	*	*	45	41	43	44.3	40	43	42.15	43
11 - 12	*	44	43.6	40	42.8	39.6	46.7	42.6	43.15	42.6
12 - 13	*	40	47	46.2	43.6	44	42.5	44.2	43.25	44.2
13 - 14	*	40	44.4	43	39.6	43.6	47.5	41.75	45.55	41.75
14 - 15	*	43.1	40	42.5	40	42	41.7	41.4	41.85	41.4
15 - 16	*	41	42.5	41.9	42.5	45	43.3	41.98	44.15	41.98
16 - 17	*	45	44.2	41.2	48.3	43.3	41.2	44.68	42.25	44.68
17 - 18	*	43.1	45	44	49	45	44	45.28	44.5	45.28
18 - 19	*	42.5	45	43.6	45	43.3	47.5	44.02	45.4	44.02
19 - 20	*	47.5	42.5	42.5	43.8	43.8	37.5	44.08	40.65	44.08
20 - 21	*	45	37.5	42.5	45	45	42.5	42.5	43.75	42.5
21 - 22	*	50	40	35	40	40	35	41.25	37.5	41.25
22 - 23	*	37.5	50	50	35	42.5	0	43.12	42.5	43.12
23 - 24	*	25	45	35	35	30	40	35	35	35
Totals	0	543.7	879.2	952	948.7	907.5	866.2			
% of Total	0%	10.67%	17.25%	18.68%	18.61%	17.8%	16.99%			

Incoming Weekly EightyFifthSpeeds  
Honeybourne Road

from Tue-Apr-22-2025-11-00-AM to Tue-May-06-2025-02-59-PM

	28/04/2025	to	04/05/2025							
	Monday	Tuesday	Wednesday	Thursday	Friday	Saturday	Sunday	Week	Weekend	Week Day 85%
Hour	28/04/2025	29/04/2025	30/04/2025	01/05/2025	02/05/2025	03/05/2025	04/05/2025	Day Avg	Avg	Avg Speed
0 - 1	0	25	50	45	40	0	0	40	0	40
1 - 2	0	0	0	35	0	0	0	35	0	35
2 - 3	0	0	35	0	35	0	0	35	0	35
3 - 4	0	0	0	0	0	45	0	0	45	0
4 - 5	52.5	55	55	55	57.5	40	40	55	40	55
5 - 6	46.7	45	45	45	47.5	45	45	45.84	45	45.84
6 - 7	44.4	45	45	50	43	48.3	50	45.48	49.15	45.48
7 - 8	43.3	47.5	48.3	42.1	42.7	46.9	40	44.78	43.45	44.78
8 - 9	43.3	39.1	39.6	42	39.6	41.2	46.7	40.72	43.95	40.72
9 - 10	39	42.5	44	42.5	41.7	39.7	42.1	41.94	40.9	41.94
10 - 11	37.5	42.5	43	41.4	40.7	41.5	39.6	41.02	40.55	41.02
11 - 12	44	42.9	45	40	44.4	39.8	39.3	43.26	39.55	43.26
12 - 13	38.1	43.3	45	41.5	42.7	42.7	40	42.12	41.35	42.12
13 - 14	44	45	44	40.6	41.8	38.7	41	43.08	39.85	43.08
14 - 15	43.8	42.5	44.4	40	42.2	44.2	42	42.58	43.1	42.58
15 - 16	44.4	44.5	43.3	39.6	41.5	42.2	42	42.66	42.1	42.66
16 - 17	45	42.5	43.1	44.6	40.9	40.7	39.3	43.22	40	43.22
17 - 18	45	45	45	43.6	46.2	40.8	40	44.96	40.4	44.96
18 - 19	43.8	41.7	43	41.7	43.9	42	43.8	42.82	42.9	42.82
19 - 20	43.8	45	44	41	47.5	43.3	37.5	44.26	40.4	44.26
20 - 21	35	40	42.5	38.8	38.8	36.7	38.8	39.02	37.75	39.02
21 - 22	45	45	55	38.3	35	40	45	43.66	42.5	43.66
22 - 23	0	40	35	40	37.5	35	40	38.12	37.5	38.12
23 - 24	40	0	40	40	45	38.3	25	41.25	31.65	41.25
Totals	818.6	859	974.2	927.7	935.1	872	817.1			
% of Total	13.2%	13.85%	15.7%	14.95%	15.07%	14.06%	13.17%			

Incoming Weekly EightyFifthSpeeds  
Honeybourne Road

from Tue-Apr-22-2025-11-00-AM to Tue-May-06-2025-02-59-PM

	05/05/2025	to	11/05/2025							
	Monday	Tuesday	Wednesday	Thursday	Friday	Saturday	Sunday	Week	Weekend	Week Day 85%
Hour	05/05/2025	06/05/2025	07/05/2025	08/05/2025	09/05/2025	10/05/2025	11/05/2025	Day Avg	Avg	Avg Speed
0 - 1	0	0	*	*	*	*	*	0	0	0
1 - 2	40	0	*	*	*	*	*	40	0	40
2 - 3	0	30	*	*	*	*	*	30	0	30
3 - 4	0	0	*	*	*	*	*	0	0	0
4 - 5	50	50	*	*	*	*	*	50	0	50
5 - 6	40	49	*	*	*	*	*	44.5	0	44.5
6 - 7	48.3	45	*	*	*	*	*	46.65	0	46.65
7 - 8	42.5	44.4	*	*	*	*	*	43.45	0	43.45
8 - 9	44.3	42	*	*	*	*	*	43.15	0	43.15
9 - 10	42.5	41	*	*	*	*	*	41.75	0	41.75
10 - 11	41.7	43.3	*	*	*	*	*	42.5	0	42.5
11 - 12	41.2	40	*	*	*	*	*	40.6	0	40.6
12 - 13	44.5	45	*	*	*	*	*	44.75	0	44.75
13 - 14	45.8	42.1	*	*	*	*	*	43.95	0	43.95
14 - 15	38.3	30	*	*	*	*	*	34.15	0	34.15
15 - 16	43.1	*	*	*	*	*	*	43.1	0	43.1
16 - 17	41.4	*	*	*	*	*	*	41.4	0	41.4
17 - 18	42.5	*	*	*	*	*	*	42.5	0	42.5
18 - 19	41.7	*	*	*	*	*	*	41.7	0	41.7
19 - 20	40	*	*	*	*	*	*	40	0	40
20 - 21	38.8	*	*	*	*	*	*	38.8	0	38.8
21 - 22	30	*	*	*	*	*	*	30	0	30
22 - 23	50	*	*	*	*	*	*	50	0	50
23 - 24	35	*	*	*	*	*	*	35	0	35
Totals	881.6	501.8	0	0	0	0	0			
% of Total	63.73%	36.27%	0%	0%	0%	0%	0%			

Incoming Monthly EightyFifthSpeeds  
Honeybourne Road

from Tue-Apr-22-2025-11-00-AM to Tue-May-06-2025-02-59-PM

Hour	Apr 2025							Week Day Avg	Weekend Avg	Week Day 85% Avg Speed
	Monday	Tuesday	Wednesday	Thursday	Friday	Saturday	Sunday			
0 - 1	0	25	50	40	0	30	40	38.33	35	38.33
1 - 2	0	0	0	0	0	0	0	0	0	0
2 - 3	0	0	35	0	35	0	0	35	0	35
3 - 4	0	0	0	40	45	0	0	42.5	0	42.5
4 - 5	52.5	55	50	52.5	45	60	45	51	52.5	51
5 - 6	46.7	45	45	48.3	52.5	50	45	47.5	47.5	47.5
6 - 7	44.4	45	46.2	51.7	46.7	43.3	42.5	46.8	42.9	46.8
7 - 8	43.3	47.5	48.3	45	45	44	50	45.82	47	45.82
8 - 9	43.3	39.1	39.7	43.1	43.3	45	50	41.7	47.5	41.7
9 - 10	39	42.5	42.5	43	43.6	43.8	44.3	42.12	44.05	42.12
10 - 11	37.5	42.5	43.3	41	43	44.3	40	41.46	42.15	41.46
11 - 12	44	43.3	43.9	40	42.8	39.6	46.7	42.8	43.15	42.8
12 - 13	38.1	42	46.2	46.2	43.6	44	42.5	43.22	43.25	43.22
13 - 14	44	43	44.3	43	39.6	43.6	47.5	42.78	45.55	42.78
14 - 15	43.8	43	43.3	42.5	40	42	41.7	42.52	41.85	42.52
15 - 16	44.4	43.4	43	41.9	42.5	45	43.3	43.04	44.15	43.04
16 - 17	45	43.6	43.6	41.2	48.3	43.3	41.2	44.34	42.25	44.34
17 - 18	45	44.1	45	44	49	45	44	45.42	44.5	45.42
18 - 19	43.8	42.1	43.9	43.6	45	43.3	47.5	43.68	45.4	43.68
19 - 20	43.8	46.7	43.3	42.5	43.8	43.8	37.5	44.02	40.65	44.02
20 - 21	35	43	41.7	42.5	45	45	42.5	41.44	43.75	41.44
21 - 22	45	45	53.3	35	40	40	35	43.66	37.5	43.66
22 - 23	0	40	45	50	35	42.5	0	42.5	42.5	42.5
23 - 24	40	25	45	35	35	30	40	36	35	36

Incoming Monthly EightyFifthSpeeds  
Honeybourne Road

from Tue-Apr-22-2025-11-00-AM to Tue-May-06-2025-02-59-PM

Hour	May 2025							Week Day Avg	Weekend Avg	Week Day 85% Avg Speed
	Monday	Tuesday	Wednesday	Thursday	Friday	Saturday	Sunday			
0 - 1	0	0	*	45	40	0	0	42.5	0	42.5
1 - 2	40	0	*	35	0	0	0	37.5	0	37.5
2 - 3	0	30	*	0	35	0	0	32.5	0	32.5
3 - 4	0	0	*	0	0	45	0	0	45	0
4 - 5	50	50	*	55	57.5	40	40	53.12	40	53.12
5 - 6	40	49	*	45	47.5	45	45	45.38	45	45.38
6 - 7	48.3	45	*	50	43	48.3	50	46.58	49.15	46.58
7 - 8	42.5	44.4	*	42.1	42.7	46.9	40	42.92	43.45	42.92
8 - 9	44.3	42	*	42	39.6	41.2	46.7	41.98	43.95	41.98
9 - 10	42.5	41	*	42.5	41.7	39.7	42.1	41.92	40.9	41.92
10 - 11	41.7	43.3	*	41.4	40.7	41.5	39.6	41.78	40.55	41.78
11 - 12	41.2	40	*	40	44.4	39.8	39.3	41.4	39.55	41.4
12 - 13	44.5	45	*	41.5	42.7	42.7	40	43.42	41.35	43.42
13 - 14	45.8	42.1	*	40.6	41.8	38.7	41	42.58	39.85	42.58
14 - 15	38.3	30	*	40	42.2	44.2	42	37.62	43.1	37.62
15 - 16	43.1	*	*	39.6	41.5	42.2	42	41.4	42.1	41.4
16 - 17	41.4	*	*	44.6	40.9	40.7	39.3	42.3	40	42.3
17 - 18	42.5	*	*	43.6	46.2	40.8	40	44.1	40.4	44.1
18 - 19	41.7	*	*	41.7	43.9	42	43.8	42.43	42.9	42.43
19 - 20	40	*	*	41	47.5	43.3	37.5	42.83	40.4	42.83
20 - 21	38.8	*	*	38.8	38.8	36.7	38.8	38.8	37.75	38.8
21 - 22	30	*	*	38.3	35	40	45	34.43	42.5	34.43
22 - 23	50	*	*	40	37.5	35	40	42.5	37.5	42.5
23 - 24	35	*	*	40	45	38.3	25	40	31.65	40

Summary of Violators  
Honeybourne Road

from Tue-Apr-22-2025-11-00-AM to Tue-May-06-2025-02-59-PM

Starting Hour	Count	Average Speed of all Traffic	Violator Counts	Average Speed of Violators
00:00:00	0	N/A	N/A	N/A
01:00:00	0	N/A	N/A	N/A
02:00:00	0	N/A	N/A	N/A
03:00:00	0	N/A	N/A	N/A
04:00:00	0	N/A	N/A	N/A
05:00:00	0	N/A	N/A	N/A
06:00:00	0	N/A	N/A	N/A
07:00:00	0	N/A	N/A	N/A
08:00:00	0	N/A	N/A	N/A
09:00:00	0	N/A	N/A	N/A
10:00:00	0	N/A	N/A	N/A
11:00:00	27	31.5	20	39.5
12:00:00	39	23.2	32	37.0
13:00:00	45	18.7	23	36.4
14:00:00	33	28.2	23	39.5
15:00:00	38	26.0	28	37.1
16:00:00	48	24.2	39	39.2
17:00:00	35	29.8	29	38.7
18:00:00	29	25.2	18	37.5
19:00:00	10	35.8	9	40.8
20:00:00	10	29.5	7	40.4
21:00:00	8	32.2	5	41.5
22:00:00	4	35.0	4	35.0
23:00:00	4	16.9	0	0.0
00:00:00	0	N/A	N/A	N/A
01:00:00	0	N/A	N/A	N/A
02:00:00	0	N/A	N/A	N/A
03:00:00	0	N/A	N/A	N/A
04:00:00	5	38.5	4	41.3
05:00:00	16	31.1	16	38.4
06:00:00	24	29.3	17	41.6
07:00:00	32	28.7	25	39.7
08:00:00	26	28.8	19	38.6
09:00:00	30	26.1	20	36.8
10:00:00	31	26.6	23	38.4
11:00:00	47	21.7	31	39.8
12:00:00	25	28.2	22	41.6
13:00:00	30	27.6	23	40.8
14:00:00	31	25.7	23	36.2
15:00:00	36	28.6	31	37.7
16:00:00	42	26.0	31	39.4
17:00:00	31	32.0	27	39.4
18:00:00	24	32.9	24	39.2
19:00:00	13	28.8	12	38.8
20:00:00	11	24.5	8	35.0
21:00:00	8	32.8	7	38.2
22:00:00	3	39.2	2	45.0
23:00:00	1	42.5	1	42.5

Summary of Violators  
Honeybourne Road

from Tue-Apr-22-2025-11-00-AM to Tue-May-06-2025-02-59-PM

00:00:00	0	N/A	N/A	N/A
01:00:00	1	37.5	1	37.5
02:00:00	0	N/A	N/A	N/A
03:00:00	1	37.5	1	37.5
04:00:00	7	30.4	7	42.5
05:00:00	17	34.4	14	43.9
06:00:00	23	33.4	20	42.5
07:00:00	23	34.1	15	41.5
08:00:00	28	26.5	24	38.1
09:00:00	27	29.5	15	39.8
10:00:00	33	24.9	23	36.6
11:00:00	41	20.2	26	36.9
12:00:00	35	29.4	29	39.4
13:00:00	20	31.5	14	38.9
14:00:00	29	24.7	22	38.0
15:00:00	45	21.8	36	36.7
16:00:00	35	25.4	24	39.4
17:00:00	31	34.5	25	38.7
18:00:00	34	27.9	21	39.9
19:00:00	13	31.5	10	38.0
20:00:00	8	27.8	5	38.5
21:00:00	7	31.8	4	36.3
22:00:00	2	45.0	2	45.0
23:00:00	2	30.0	1	32.5
00:00:00	0	N/A	N/A	N/A
01:00:00	0	N/A	N/A	N/A
02:00:00	1	32.5	1	32.5
03:00:00	1	42.5	1	42.5
04:00:00	5	34.0	5	41.5
05:00:00	14	42.9	14	42.9
06:00:00	31	29.2	26	40.8
07:00:00	23	34.0	20	39.5
08:00:00	31	26.9	21	38.0
09:00:00	32	28.9	24	39.0
10:00:00	34	28.2	26	38.1
11:00:00	32	26.4	28	37.9
12:00:00	26	31.5	20	39.5
13:00:00	41	20.5	28	36.8
14:00:00	39	27.4	27	37.9
15:00:00	37	25.9	28	38.6
16:00:00	37	27.4	27	40.1
17:00:00	36	31.5	30	41.2
18:00:00	29	31.1	25	40.5
19:00:00	11	34.1	10	39.0
20:00:00	2	37.5	2	37.5
21:00:00	8	30.3	7	35.4
22:00:00	1	32.5	1	32.5
23:00:00	1	32.5	1	32.5
00:00:00	1	27.5	0	0.0

Summary of Violators  
Honeybourne Road

from Tue-Apr-22-2025-11-00-AM to Tue-May-06-2025-02-59-PM

01:00:00	0	N/A	N/A	N/A
02:00:00	0	N/A	N/A	N/A
03:00:00	0	N/A	N/A	N/A
04:00:00	3	42.5	3	42.5
05:00:00	5	29.0	3	45.8
06:00:00	5	41.5	5	41.5
07:00:00	19	27.9	16	39.7
08:00:00	21	26.9	14	39.3
09:00:00	42	25.0	27	39.4
10:00:00	50	25.9	39	38.7
11:00:00	38	23.6	29	37.2
12:00:00	28	25.6	19	38.8
13:00:00	41	22.9	30	38.3
14:00:00	35	25.6	25	38.3
15:00:00	39	29.0	30	40.0
16:00:00	29	27.2	22	39.3
17:00:00	40	25.4	33	40.1
18:00:00	19	35.0	15	39.5
19:00:00	15	28.7	11	40.2
20:00:00	8	33.4	7	39.6
21:00:00	9	30.0	6	36.7
22:00:00	6	36.7	5	38.5
23:00:00	1	27.5	0	0.0
00:00:00	1	37.5	1	37.5
01:00:00	0	N/A	N/A	N/A
02:00:00	0	N/A	N/A	N/A
03:00:00	0	N/A	N/A	N/A
04:00:00	3	30.8	1	42.5
05:00:00	7	32.1	6	39.2
06:00:00	12	30.0	9	38.6
07:00:00	19	37.2	18	42.8
08:00:00	22	32.2	14	41.4
09:00:00	37	29.5	27	39.7
10:00:00	45	19.5	27	37.1
11:00:00	37	26.7	27	40.6
12:00:00	36	27.2	23	37.9
13:00:00	32	31.2	26	40.8
14:00:00	29	29.7	19	39.1
15:00:00	28	29.1	20	37.0
16:00:00	24	24.7	20	37.5
17:00:00	40	24.9	29	38.9
18:00:00	16	33.3	10	40.5
19:00:00	6	29.2	3	35.8
20:00:00	13	33.8	12	37.1
21:00:00	3	30.8	2	32.5
22:00:00	0	N/A	N/A	N/A
23:00:00	1	37.5	1	37.5
00:00:00	0	N/A	N/A	N/A
01:00:00	0	N/A	N/A	N/A

Summary of Violators  
Honeybourne Road

from Tue-Apr-22-2025-11-00-AM to Tue-May-06-2025-02-59-PM

02:00:00	0	N/A	N/A	N/A
03:00:00	0	N/A	N/A	N/A
04:00:00	5	43.5	5	43.5
05:00:00	17	33.4	14	40.4
06:00:00	26	31.2	25	40.5
07:00:00	49	26.9	35	38.6
08:00:00	23	30.3	15	39.5
09:00:00	33	25.5	21	36.8
10:00:00	24	28.2	16	35.3
11:00:00	34	26.0	15	41.5
12:00:00	43	22.4	24	36.3
13:00:00	30	31.8	28	39.1
14:00:00	38	29.9	31	39.3
15:00:00	45	26.8	35	39.4
16:00:00	32	32.1	27	39.7
17:00:00	38	26.4	32	39.8
18:00:00	25	28.3	22	38.4
19:00:00	13	31.3	12	37.9
20:00:00	6	31.7	5	33.5
21:00:00	9	32.2	8	37.5
22:00:00	0	N/A	N/A	N/A
23:00:00	1	37.5	1	37.5
00:00:00	1	22.5	0	0.0
01:00:00	0	N/A	N/A	N/A
02:00:00	0	N/A	N/A	N/A
03:00:00	0	N/A	N/A	N/A
04:00:00	6	42.5	6	42.5
05:00:00	17	35.9	15	40.5
06:00:00	31	29.5	28	39.1
07:00:00	36	31.5	26	41.9
08:00:00	30	21.4	19	37.2
09:00:00	24	31.7	13	39.0
10:00:00	21	28.6	14	38.2
11:00:00	43	23.7	33	38.0
12:00:00	19	30.0	13	38.7
13:00:00	33	26.7	25	38.9
14:00:00	41	21.8	32	37.5
15:00:00	33	29.7	28	39.8
16:00:00	54	24.8	47	37.2
17:00:00	33	27.6	20	41.8
18:00:00	29	29.1	22	37.5
19:00:00	15	34.7	13	39.0
20:00:00	12	27.5	8	36.9
21:00:00	2	40.0	2	40.0
22:00:00	4	28.1	4	36.3
23:00:00	0	N/A	N/A	N/A
00:00:00	1	47.5	1	47.5
01:00:00	0	N/A	N/A	N/A
02:00:00	2	30.0	1	32.5

Summary of Violators  
Honeybourne Road

from Tue-Apr-22-2025-11-00-AM to Tue-May-06-2025-02-59-PM

03:00:00	0	N/A	N/A	N/A
04:00:00	7	42.5	7	42.5
05:00:00	18	32.9	15	40.5
06:00:00	30	31.6	27	39.4
07:00:00	40	29.0	34	40.0
08:00:00	45	19.7	33	37.3
09:00:00	21	27.7	14	38.9
10:00:00	27	31.3	20	39.0
11:00:00	33	28.4	26	38.3
12:00:00	29	31.4	25	39.3
13:00:00	28	30.7	18	39.4
14:00:00	35	27.2	28	39.8
15:00:00	58	23.4	40	38.9
16:00:00	47	23.7	38	38.0
17:00:00	26	30.8	21	39.9
18:00:00	18	33.1	15	39.5
19:00:00	24	32.0	17	40.1
20:00:00	11	38.4	10	39.5
21:00:00	7	36.4	5	47.5
22:00:00	3	30.8	2	32.5
23:00:00	1	37.5	1	37.5
00:00:00	1	32.5	1	32.5
01:00:00	2	37.5	2	37.5
02:00:00	0	N/A	N/A	N/A
03:00:00	0	N/A	N/A	N/A
04:00:00	5	47.5	5	47.5
05:00:00	16	31.4	13	40.2
06:00:00	31	34.6	25	42.1
07:00:00	39	23.7	30	38.2
08:00:00	35	27.2	27	37.7
09:00:00	44	25.5	37	38.3
10:00:00	63	19.2	41	37.3
11:00:00	81	16.8	50	36.5
12:00:00	80	18.4	64	37.4
13:00:00	47	24.1	35	36.5
14:00:00	79	18.0	52	37.0
15:00:00	93	16.0	71	36.2
16:00:00	71	24.6	54	39.0
17:00:00	54	26.5	42	39.6
18:00:00	49	21.4	33	37.8
19:00:00	29	23.4	23	37.3
20:00:00	25	27.8	13	37.1
21:00:00	9	30.0	8	34.4
22:00:00	9	28.3	4	37.5
23:00:00	2	35.0	2	35.0
00:00:00	4	29.4	4	38.8
01:00:00	0	N/A	N/A	N/A
02:00:00	1	32.5	1	32.5
03:00:00	0	N/A	N/A	N/A

Summary of Violators  
Honeybourne Road

from Tue-Apr-22-2025-11-00-AM to Tue-May-06-2025-02-59-PM

04:00:00	7	38.6	7	43.2
05:00:00	20	38.4	19	40.9
06:00:00	47	22.2	38	37.4
07:00:00	56	22.8	44	38.1
08:00:00	45	26.2	30	37.7
09:00:00	57	22.2	44	36.9
10:00:00	50	19.8	31	36.2
11:00:00	50	25.0	35	40.1
12:00:00	66	24.5	42	38.7
13:00:00	91	18.2	66	37.4
14:00:00	104	18.8	80	37.8
15:00:00	86	19.0	66	37.0
16:00:00	69	18.9	54	36.6
17:00:00	47	25.2	35	37.9
18:00:00	34	27.4	28	39.3
19:00:00	21	34.0	20	40.3
20:00:00	22	25.2	20	35.3
21:00:00	9	23.6	3	34.2
22:00:00	4	35.0	4	35.0
23:00:00	3	35.8	3	35.8
00:00:00	0	N/A	N/A	N/A
01:00:00	0	N/A	N/A	N/A
02:00:00	0	N/A	N/A	N/A
03:00:00	1	42.5	1	42.5
04:00:00	1	37.5	1	37.5
05:00:00	10	26.5	7	38.2
06:00:00	16	38.9	13	43.7
07:00:00	31	36.4	27	41.6
08:00:00	81	19.8	59	37.2
09:00:00	112	12.8	79	36.9
10:00:00	63	19.7	45	36.8
11:00:00	69	20.8	49	37.6
12:00:00	48	26.1	40	37.1
13:00:00	77	17.8	49	36.9
14:00:00	54	22.5	37	37.9
15:00:00	60	23.5	47	38.0
16:00:00	40	24.9	29	36.8
17:00:00	34	21.8	24	36.3
18:00:00	33	25.2	27	38.2
19:00:00	24	31.1	20	38.3
20:00:00	19	28.3	11	36.1
21:00:00	12	24.8	8	36.9
22:00:00	10	32.0	7	34.6
23:00:00	5	25.0	3	37.5
00:00:00	0	N/A	N/A	N/A
01:00:00	0	N/A	N/A	N/A
02:00:00	0	N/A	N/A	N/A
03:00:00	0	N/A	N/A	N/A
04:00:00	2	37.5	2	37.5

Summary of Violators  
Honeybourne Road

from Tue-Apr-22-2025-11-00-AM to Tue-May-06-2025-02-59-PM

05:00:00	7	34.6	5	39.5
06:00:00	8	40.6	6	45.8
07:00:00	14	28.2	9	35.3
08:00:00	21	35.2	21	41.1
09:00:00	32	27.2	18	38.6
10:00:00	45	21.4	35	36.2
11:00:00	37	22.2	25	36.3
12:00:00	39	24.5	30	37.0
13:00:00	40	25.5	29	36.8
14:00:00	46	24.6	32	38.0
15:00:00	42	22.0	31	37.3
16:00:00	37	24.5	27	36.0
17:00:00	26	25.3	17	38.4
18:00:00	22	31.7	19	37.8
19:00:00	19	23.9	13	36.0
20:00:00	11	29.5	8	36.3
21:00:00	6	26.7	6	37.5
22:00:00	3	34.2	2	37.5
23:00:00	1	22.5	0	0.0
00:00:00	0	N/A	N/A	N/A
01:00:00	1	37.5	1	37.5
02:00:00	0	N/A	N/A	N/A
03:00:00	0	N/A	N/A	N/A
04:00:00	5	38.5	4	42.5
05:00:00	3	26.7	3	37.5
06:00:00	9	42.5	9	42.5
07:00:00	13	25.4	11	35.7
08:00:00	31	31.5	20	41.0
09:00:00	44	23.4	28	37.9
10:00:00	32	23.0	29	37.0
11:00:00	33	25.0	27	36.6
12:00:00	40	28.8	32	39.7
13:00:00	37	25.9	30	39.8
14:00:00	54	20.3	40	35.5
15:00:00	58	22.1	42	37.5
16:00:00	39	23.8	28	36.8
17:00:00	28	30.3	20	39.0
18:00:00	21	31.8	15	38.2
19:00:00	11	30.9	7	38.2
20:00:00	7	30.0	7	35.4
21:00:00	3	27.5	0	0.0
22:00:00	2	42.5	2	42.5
23:00:00	1	32.5	1	32.5

Incoming Histogram

Honeybourne Road

from Tue-Apr-22-2025-11-00-AM to Tue-May-06-2025-02-59-PM

Date	Starting Hr:min	<15	15 to <20	20 to <25	25 to <30	30 to <35	35 to <40	40 to <45	45 to <50	50 to <55	55 to <60	60 to <65	65 to <70	70 to <75	75 to <80	80 to <85	85 to <90	90 to <95	95 to <100	100 to >105	Total Counts	Avg Speed (MPH)	85pet Speed	10MPH Pace	% in pace	# of Speeders	% Speeders	
22/04/2025	00:00	*	*	*	*	*	*	*	*	*	*	*	*	*	*	*	*	*	*	*	*	*	*	*	*	*	*	
22/04/2025	01:00	*	*	*	*	*	*	*	*	*	*	*	*	*	*	*	*	*	*	*	*	*	*	*	*	*	*	
22/04/2025	02:00	*	*	*	*	*	*	*	*	*	*	*	*	*	*	*	*	*	*	*	*	*	*	*	*	*	*	
22/04/2025	03:00	*	*	*	*	*	*	*	*	*	*	*	*	*	*	*	*	*	*	*	*	*	*	*	*	*	*	
22/04/2025	04:00	*	*	*	*	*	*	*	*	*	*	*	*	*	*	*	*	*	*	*	*	*	*	*	*	*	*	
22/04/2025	05:00	*	*	*	*	*	*	*	*	*	*	*	*	*	*	*	*	*	*	*	*	*	*	*	*	*	*	
22/04/2025	06:00	*	*	*	*	*	*	*	*	*	*	*	*	*	*	*	*	*	*	*	*	*	*	*	*	*	*	
22/04/2025	07:00	*	*	*	*	*	*	*	*	*	*	*	*	*	*	*	*	*	*	*	*	*	*	*	*	*	*	
22/04/2025	08:00	*	*	*	*	*	*	*	*	*	*	*	*	*	*	*	*	*	*	*	*	*	*	*	*	*	*	
22/04/2025	09:00	*	*	*	*	*	*	*	*	*	*	*	*	*	*	*	*	*	*	*	*	*	*	*	*	*	*	
22/04/2025	10:00	0	0	0	0	0	0	0	0	0	0	0	0	0	0	0	0	0	0	0	0	0	0	*	*	*	*	
22/04/2025	11:00	0	1	2	5	7	8	5	4	0	0	0	0	0	0	0	0	0	0	0	0	32	35	44	30 to 40	46.9	24	75.0
22/04/2025	12:00	2	1	2	4	12	12	2	4	0	0	0	0	0	0	0	0	0	0	0	0	39	33.4	40	30 to 40	61.5	30	76.9
22/04/2025	13:00	2	3	0	14	11	7	4	2	0	0	0	0	0	0	0	0	0	0	0	0	43	31.1	40	25 to 35	58.1	24	55.8
22/04/2025	14:00	0	1	1	8	4	7	8	2	0	0	0	0	0	0	0	0	0	0	0	0	31	34.8	43.1	35 to 45	48.4	21	67.7
22/04/2025	15:00	0	0	6	7	11	9	5	2	0	0	0	0	0	0	0	0	0	0	0	0	40	33	41	30 to 40	50.0	27	67.5
22/04/2025	16:00	0	0	2	4	10	17	8	6	1	0	0	0	0	0	0	0	0	0	0	0	48	37.1	45	30 to 40	56.3	42	87.5
22/04/2025	17:00	0	1	3	5	9	10	8	3	0	0	0	0	0	0	0	0	0	0	0	0	39	34.9	43.1	30 to 40	48.7	30	76.9
22/04/2025	18:00	1	0	3	4	4	5	4	1	0	0	0	0	0	0	0	0	0	0	0	0	22	32.6	42.5	30 to 40	40.9	14	63.6
22/04/2025	19:00	0	0	0	1	2	4	1	2	1	0	0	0	0	0	0	0	0	0	0	0	11	38.9	47.5	30 to 40	54.5	10	90.9
22/04/2025	20:00	0	0	3	0	2	0	3	0	1	0	0	0	0	0	0	0	0	0	0	0	9	34.4	45	15 to 25	33.3	6	66.7
22/04/2025	21:00	0	0	2	1	1	2	0	1	1	0	0	0	0	0	0	0	0	0	0	0	8	34.6	50	20 to 30	37.5	5	62.5
22/04/2025	22:00	0	0	0	0	2	2	0	0	0	0	0	0	0	0	0	0	0	0	0	0	4	34.5	37.5	30 to 40	100.0	4	100.0
22/04/2025	23:00	0	2	1	1	0	0	0	0	0	0	0	0	0	0	0	0	0	0	0	0	4	21	25	15 to 25	75.0	*	*
24 Hr Summary		5	9	25	54	75	83	48	27	4	0	0	0	0	0	0	0	0	0	0	330	34.1	43	30 to 40	47.9	237	71.8	

Incoming Histogram

Honeybourne Road

from Tue-Apr-22-2025-11-00-AM to Tue-May-06-2025-02-59-PM

Date	Starting Hr:min	<15	15 to <20	20 to <25	25 to <30	30 to <35	35 to <40	40 to <45	45 to <50	50 to <55	55 to <60	60 to <65	65 to <70	70 to <75	75 to <80	80 to <85	85 to <90	90 to <95	95 to <100	100 to >105	Total Counts	Avg Speed (MPH)	85pet Speed	10MPH Pace	% in pace	# of Speeders	% Speeders	
23/04/2025	00:00	0	0	0	0	0	0	0	0	0	0	0	0	0	0	0	0	0	0	0	0	0	0	*	*	*	*	
23/04/2025	01:00	0	0	0	0	0	0	0	0	0	0	0	0	0	0	0	0	0	0	0	0	0	0	*	*	*	*	
23/04/2025	02:00	0	0	0	0	0	0	0	0	0	0	0	0	0	0	0	0	0	0	0	0	0	0	*	*	*	*	
23/04/2025	03:00	0	0	0	0	0	0	0	0	0	0	0	0	0	0	0	0	0	0	0	0	0	0	*	*	*	*	
23/04/2025	04:00	0	0	0	1	0	3	1	1	0	0	0	0	0	0	0	0	0	0	0	0	6	37.8	45	35 to 45	66.7	5	83.3
23/04/2025	05:00	0	0	0	2	5	5	2	3	0	0	0	0	0	0	0	0	0	0	0	0	17	36.9	45	30 to 40	58.8	15	88.2
23/04/2025	06:00	0	0	1	4	2	6	5	4	1	0	0	0	0	0	0	0	0	0	0	0	23	37.8	47.5	35 to 45	47.8	18	78.3
23/04/2025	07:00	0	0	2	5	8	7	3	6	3	0	0	0	0	0	0	0	0	0	0	0	34	37.2	48.3	30 to 40	44.1	27	79.4
23/04/2025	08:00	0	0	1	7	10	6	3	2	0	0	0	0	0	0	0	0	0	0	0	0	29	33.8	41.7	25 to 35	58.6	21	72.4
23/04/2025	09:00	0	0	2	8	8	5	3	1	0	0	0	0	0	0	0	0	0	0	0	0	27	32.5	40	25 to 35	59.3	17	63.0
23/04/2025	10:00	1	0	2	6	8	5	4	3	0	1	0	0	0	0	0	0	0	0	0	0	30	34.4	45	25 to 35	46.7	21	70.0
23/04/2025	11:00	3	1	4	6	7	8	14	2	0	1	0	0	0	0	0	0	0	0	0	0	46	34.2	43.6	35 to 45	47.8	32	69.6
23/04/2025	12:00	0	0	0	4	3	6	10	5	1	0	0	0	0	0	0	0	0	0	0	0	29	39.3	47	35 to 45	55.2	25	86.2
23/04/2025	13:00	1	0	1	4	5	3	9	2	0	1	0	0	0	0	0	0	0	0	0	0	26	36.5	44.4	35 to 45	46.2	20	76.9
23/04/2025	14:00	0	0	1	7	11	7	3	1	0	0	0	0	0	0	0	0	0	0	0	0	30	33.4	40	25 to 35	60.0	22	73.3
23/04/2025	15:00	0	1	0	4	13	13	6	2	0	1	0	0	0	0	0	0	0	0	0	0	40	35.8	42.5	30 to 40	65.0	35	87.5
23/04/2025	16:00	1	1	2	8	4	13	6	5	0	0	0	0	0	0	0	0	0	0	0	0	40	34.8	44.2	35 to 45	47.5	28	70.0
23/04/2025	17:00	1	0	1	1	7	10	6	4	1	0	0	0	0	0	0	0	0	0	0	0	31	37.2	45	30 to 40	54.8	28	90.3
23/04/2025	18:00	0	0	0	0	3	13	4	2	1	0	0	0	0	0	0	0	0	0	0	0	23	38.9	45	35 to 45	73.9	23	100.0
23/04/2025	19:00	0	0	0	1	1	7	4	0	0	0	0	0	0	0	0	0	0	0	0	0	13	37.6	42.5	35 to 45	84.6	12	92.3
23/04/2025	20:00	0	0	0	3	5	2	1	0	0	0	0	0	0	0	0	0	0	0	0	0	11	32.7	37.5	25 to 35	72.7	8	72.7
23/04/2025	21:00	0	0	0	2	2	3	0	0	1	0	0	0	0	0	0	0	0	0	0	0	8	35.3	40	30 to 40	62.5	6	75.0
23/04/2025	22:00	0	0	0	0	0	0	1	1	0	0	0	0	0	0	0	0	0	0	0	0	2	44.5	50	40 to 50	100.0	2	100.0
23/04/2025	23:00	0	0	0	0	0	0	1	0	0	0	0	0	0	0	0	0	0	0	0	0	1	42	45	35 to 45	100.0	1	100.0
24 Hr Summary		7	3	17	73	102	122	86	44	8	4	0	0	0	0	0	0	0	0	0	0	466	35.8	44.2	30 to 40	48.1	366	78.5

Incoming Histogram

Honeybourne Road

from Tue-Apr-22-2025-11-00-AM to Tue-May-06-2025-02-59-PM

Date	Starting Hr:min	<15	15 to <20	20 to <25	25 to <30	30 to <35	35 to <40	40 to <45	45 to <50	50 to <55	55 to <60	60 to <65	65 to <70	70 to <75	75 to <80	80 to <85	85 to <90	90 to <95	95 to <100	100 to >105	Total Counts	Avg Speed (MPH)	85pet Speed	10MPH Pace	% in pace	# of Speeders	% Speeders	
24/04/2025	00:00	0	0	0	0	0	1	0	0	0	0	0	0	0	0	0	0	0	0	0	0	1	37	40	30 to 40	100.0	1	100.0
24/04/2025	01:00	0	0	0	0	0	0	0	0	0	0	0	0	0	0	0	0	0	0	0	0	0	0	0	*	*	*	*
24/04/2025	02:00	0	0	0	0	0	0	0	0	0	0	0	0	0	0	0	0	0	0	0	0	0	0	0	*	*	*	*
24/04/2025	03:00	0	0	0	0	0	1	0	0	0	0	0	0	0	0	0	0	0	0	0	0	1	37	40	30 to 40	100.0	1	100.0
24/04/2025	04:00	0	0	0	0	3	0	0	3	2	0	0	0	0	0	0	0	0	0	0	0	8	42.9	52.5	45 to 55	62.5	8	100.0
24/04/2025	05:00	0	0	0	3	0	4	3	6	1	0	0	0	0	0	0	0	0	0	0	0	17	40.7	48.3	40 to 50	52.9	14	82.4
24/04/2025	06:00	0	0	0	3	4	4	6	1	3	0	1	0	0	0	0	0	0	0	0	0	22	39.9	51.7	35 to 45	45.5	19	86.4
24/04/2025	07:00	0	0	3	5	3	3	7	3	1	0	0	0	0	0	0	0	0	0	0	0	25	35.8	45	35 to 45	40.0	17	68.0
24/04/2025	08:00	1	0	0	3	6	8	8	1	0	0	0	0	0	0	0	0	0	0	0	0	27	35.9	43.1	35 to 45	59.3	23	85.2
24/04/2025	09:00	3	0	1	9	6	4	5	1	1	0	0	0	0	0	0	0	0	0	0	0	30	31.8	43	25 to 35	50.0	17	56.7
24/04/2025	10:00	1	1	0	7	8	7	5	0	0	0	0	0	0	0	0	0	0	0	0	0	29	32.7	41	25 to 35	51.7	20	69.0
24/04/2025	11:00	3	4	4	4	11	11	4	1	1	0	0	0	0	0	0	0	0	0	0	0	43	31.1	40	30 to 40	51.2	28	65.1
24/04/2025	12:00	1	0	3	2	9	9	5	4	2	0	0	0	0	0	0	0	0	0	0	0	35	36.1	46.2	30 to 40	51.4	29	82.9
24/04/2025	13:00	0	0	1	5	3	5	5	1	0	0	0	0	0	0	0	0	0	0	0	0	20	34.8	43	35 to 45	50.0	14	70.0
24/04/2025	14:00	1	0	1	6	9	5	8	1	0	0	0	0	0	0	0	0	0	0	0	0	31	34	42.5	25 to 35	48.4	23	74.2
24/04/2025	15:00	0	1	1	6	15	11	8	2	0	0	0	0	0	0	0	0	0	0	0	0	44	34.8	41.9	30 to 40	59.1	36	81.8
24/04/2025	16:00	1	1	5	4	4	12	4	0	1	0	1	0	0	0	0	0	0	0	0	0	33	33.6	41.2	30 to 40	48.5	22	66.7
24/04/2025	17:00	2	0	2	4	8	8	5	4	0	0	0	0	0	0	0	0	0	0	0	0	33	34	44	30 to 40	48.5	25	75.8
24/04/2025	18:00	0	2	2	7	4	6	7	2	1	0	0	0	0	0	0	0	0	0	0	0	31	34.3	43.6	35 to 45	41.9	20	64.5
24/04/2025	19:00	1	1	1	1	3	4	2	1	0	0	0	0	0	0	0	0	0	0	0	0	14	32.4	42.5	30 to 40	50.0	10	71.4
24/04/2025	20:00	0	0	0	3	1	3	2	0	0	0	0	0	0	0	0	0	0	0	0	0	9	34.3	42.5	35 to 45	55.6	6	66.7
24/04/2025	21:00	0	0	1	1	2	0	1	0	0	0	0	0	0	0	0	0	0	0	0	0	5	31	35	25 to 35	60.0	3	60.0
24/04/2025	22:00	0	0	0	0	0	0	1	1	0	0	0	0	0	0	0	0	0	0	0	0	2	44.5	50	40 to 50	100.0	2	100.0
24/04/2025	23:00	0	0	0	1	1	0	0	0	0	0	0	0	0	0	0	0	0	0	0	0	2	29.5	35	25 to 35	100.0	1	50.0
24 Hr Summary		14	10	25	74	100	106	86	32	13	0	2	0	0	0	0	0	0	0	0	462	34.6	43.7	30 to 40	44.6	339	73.4	

Incoming Histogram

Honeybourne Road

from Tue-Apr-22-2025-11-00-AM to Tue-May-06-2025-02-59-PM

Date	Starting Hr:min	<15	15 to <20	20 to <25	25 to <30	30 to <35	35 to <40	40 to <45	45 to <50	50 to <55	55 to <60	60 to <65	65 to <70	70 to <75	75 to <80	80 to <85	85 to <90	90 to <95	95 to <100	100 to >105	Total Counts	Avg Speed (MPH)	85pet Speed	10MPH Pace	% in pace	# of Speeders	% Speeders
25/04/2025	00:00	0	0	0	0	0	0	0	0	0	0	0	0	0	0	0	0	0	0	0	0	0	0	*	*	*	*
25/04/2025	01:00	0	0	0	0	0	0	0	0	0	0	0	0	0	0	0	0	0	0	0	0	0	0	*	*	*	*
25/04/2025	02:00	0	0	0	0	1	0	0	0	0	0	0	0	0	0	0	0	0	0	0	1	32	35	25 to 35	100.0	1	100.0
25/04/2025	03:00	0	0	0	0	0	0	1	0	0	0	0	0	0	0	0	0	0	0	0	1	42	45	35 to 45	100.0	1	100.0
25/04/2025	04:00	0	0	0	0	0	3	1	0	1	0	0	0	0	0	0	0	0	0	0	5	41.2	45	35 to 45	80.0	5	100.0
25/04/2025	05:00	0	0	0	0	2	3	6	2	2	1	0	0	0	0	0	0	0	0	0	16	42.6	52.5	35 to 45	56.3	16	100.0
25/04/2025	06:00	0	1	1	3	6	7	6	3	1	0	1	0	0	0	0	0	0	0	0	29	37.4	46.7	30 to 40	44.8	24	82.8
25/04/2025	07:00	0	0	1	4	5	8	4	3	1	0	0	0	0	0	0	0	0	0	0	26	36.5	45	30 to 40	50.0	21	80.8
25/04/2025	08:00	1	0	0	7	9	7	3	3	0	0	0	0	0	0	0	0	0	0	0	30	33.9	43.3	25 to 35	53.3	22	73.3
25/04/2025	09:00	0	1	4	4	3	10	7	3	0	0	0	0	0	0	0	0	0	0	0	32	34.9	43.6	35 to 45	53.1	23	71.9
25/04/2025	10:00	0	1	2	4	9	8	5	3	0	0	0	0	0	0	0	0	0	0	0	32	34.7	43	30 to 40	53.1	25	78.1
25/04/2025	11:00	0	1	2	2	8	11	9	1	0	0	0	0	0	0	0	0	0	0	0	34	35.6	42.8	35 to 45	58.8	29	85.3
25/04/2025	12:00	0	1	0	4	5	7	7	2	0	0	0	0	0	0	0	0	0	0	0	26	36	43.6	35 to 45	53.8	21	80.8
25/04/2025	13:00	4	0	2	11	9	12	4	2	0	0	0	0	0	0	0	0	0	0	0	44	31.7	39.6	30 to 40	47.7	27	61.4
25/04/2025	14:00	0	1	2	6	9	14	4	2	0	0	0	0	0	0	0	0	0	0	0	38	34.1	40	30 to 40	60.5	29	76.3
25/04/2025	15:00	0	1	0	9	6	14	8	2	0	0	0	0	0	0	0	0	0	0	0	40	35.3	42.5	35 to 45	55.0	30	75.0
25/04/2025	16:00	0	0	0	8	8	2	4	6	1	1	0	0	0	0	0	0	0	0	0	30	37	48.3	25 to 35	53.3	22	73.3
25/04/2025	17:00	0	0	0	6	9	8	4	5	4	1	0	0	0	0	0	0	0	0	0	37	38.4	49	30 to 40	45.9	31	83.8
25/04/2025	18:00	0	0	0	4	4	7	10	3	0	1	0	0	0	0	0	0	0	0	0	29	38.6	45	35 to 45	58.6	25	86.2
25/04/2025	19:00	0	0	0	1	3	1	4	1	0	0	0	0	0	0	0	0	0	0	0	10	37.6	43.8	35 to 45	50.0	9	90.0
25/04/2025	20:00	0	0	0	0	2	0	1	0	0	0	0	0	0	0	0	0	0	0	0	3	35.3	45	25 to 35	66.7	3	100.0
25/04/2025	21:00	0	0	0	1	3	2	1	0	0	0	0	0	0	0	0	0	0	0	0	7	34.3	40	30 to 40	71.4	6	85.7
25/04/2025	22:00	0	0	0	0	1	0	0	0	0	0	0	0	0	0	0	0	0	0	0	1	32	35	25 to 35	100.0	1	100.0
25/04/2025	23:00	0	0	0	0	1	0	0	0	0	0	0	0	0	0	0	0	0	0	0	1	32	35	25 to 35	100.0	1	100.0
24 Hr Summary		5	7	14	74	103	124	89	41	10	4	1	0	0	0	0	0	0	0	0	472	35.9	44.2	30 to 40	48.1	372	78.8

Incoming Histogram

Honeybourne Road

from Tue-Apr-22-2025-11-00-AM to Tue-May-06-2025-02-59-PM

Date	Starting Hr:min	<15	15 to <20	20 to <25	25 to <30	30 to <35	35 to <40	40 to <45	45 to <50	50 to <55	55 to <60	60 to <65	65 to <70	70 to <75	75 to <80	80 to <85	85 to <90	90 to <95	95 to <100	100 to >105	Total Counts	Avg Speed (MPH)	85pet Speed	10MPH Pace	% in pace	# of Speeders	% Speeders	
26/04/2025	00:00	0	0	0	1	0	0	0	0	0	0	0	0	0	0	0	0	0	0	0	0	1	27	30	20 to 30	100.0	*	*
26/04/2025	01:00	0	0	0	0	0	0	0	0	0	0	0	0	0	0	0	0	0	0	0	0	0	0	0	*	*	*	*
26/04/2025	02:00	0	0	0	0	0	0	0	0	0	0	0	0	0	0	0	0	0	0	0	0	0	0	0	*	*	*	*
26/04/2025	03:00	0	0	0	0	0	0	0	0	0	0	0	0	0	0	0	0	0	0	0	0	0	0	0	*	*	*	*
26/04/2025	04:00	0	0	0	0	1	1	0	0	0	1	0	0	0	0	0	0	0	0	0	0	3	42	60	30 to 40	66.7	3	100.0
26/04/2025	05:00	0	0	0	2	0	0	1	2	1	0	0	0	0	0	0	0	0	0	0	0	6	40.5	50	40 to 50	50.0	4	66.7
26/04/2025	06:00	0	0	0	0	1	2	3	0	0	0	0	0	0	0	0	0	0	0	0	0	6	38.7	43.3	35 to 45	83.3	6	100.0
26/04/2025	07:00	0	0	0	3	4	4	5	2	0	0	0	0	0	0	0	0	0	0	0	0	18	36.9	44	35 to 45	50.0	15	83.3
26/04/2025	08:00	0	0	0	9	3	7	1	2	1	0	0	0	0	0	0	0	0	0	0	0	23	34.4	45	25 to 35	52.2	14	60.9
26/04/2025	09:00	1	0	6	9	10	5	8	4	0	1	0	0	0	0	0	0	0	0	0	0	44	33.8	43.8	25 to 35	43.2	28	63.6
26/04/2025	10:00	4	1	1	2	11	15	7	3	3	0	0	0	0	0	0	0	0	0	0	0	47	34.9	44.3	30 to 40	55.3	39	83.0
26/04/2025	11:00	0	0	3	6	10	14	4	0	1	0	0	0	0	0	0	0	0	0	0	0	38	34.1	39.6	30 to 40	63.2	29	76.3
26/04/2025	12:00	2	2	3	4	7	5	5	4	0	0	0	0	0	0	0	0	0	0	0	0	32	32.5	44	30 to 40	37.5	21	65.6
26/04/2025	13:00	0	0	2	8	10	6	7	2	1	0	0	0	0	0	0	0	0	0	0	0	36	34.8	43.6	25 to 35	50.0	26	72.2
26/04/2025	14:00	1	0	2	7	6	13	5	2	1	0	0	0	0	0	0	0	0	0	0	0	37	34.6	42	30 to 40	51.4	27	73.0
26/04/2025	15:00	0	1	1	6	6	12	6	3	3	0	0	0	0	0	0	0	0	0	0	0	38	36.6	45	30 to 40	47.4	30	78.9
26/04/2025	16:00	1	0	2	4	4	7	9	1	0	0	0	0	0	0	0	0	0	0	0	0	28	35	43.3	35 to 45	57.1	21	75.0
26/04/2025	17:00	0	1	1	5	5	16	9	4	2	0	0	0	0	0	0	0	0	0	0	0	43	37.3	45	35 to 45	58.1	36	83.7
26/04/2025	18:00	0	1	1	4	4	2	3	1	1	0	0	0	0	0	0	0	0	0	0	0	17	33.8	43.3	25 to 35	47.1	11	64.7
26/04/2025	19:00	0	0	0	2	1	7	4	0	1	0	0	0	0	0	0	0	0	0	0	0	15	37.9	43.8	35 to 45	73.3	13	86.7
26/04/2025	20:00	0	0	1	3	3	0	1	2	0	0	0	0	0	0	0	0	0	0	0	0	10	33.6	45	25 to 35	60.0	6	60.0
26/04/2025	21:00	0	0	0	0	2	3	0	1	0	0	0	0	0	0	0	0	0	0	0	0	6	37	40	30 to 40	83.3	6	100.0
26/04/2025	22:00	0	0	0	1	1	1	2	0	0	0	0	0	0	0	0	0	0	0	0	0	5	36	42.5	35 to 45	60.0	4	80.0
26/04/2025	23:00	0	0	0	1	0	0	0	0	0	0	0	0	0	0	0	0	0	0	0	0	1	27	30	20 to 30	100.0	*	*
24 Hr Summary		9	6	23	77	89	120	80	33	15	2	0	0	0	0	0	0	0	0	0	0	454	35.2	43.9	30 to 40	46.0	339	74.7

Incoming Histogram

Honeybourne Road

from Tue-Apr-22-2025-11-00-AM to Tue-May-06-2025-02-59-PM

Date	Starting Hr:min	<15	15 to <20	20 to <25	25 to <30	30 to <35	35 to <40	40 to <45	45 to <50	50 to <55	55 to <60	60 to <65	65 to <70	70 to <75	75 to <80	80 to <85	85 to <90	90 to <95	95 to <100	100 to >105	Total Counts	Avg Speed (MPH)	85pet Speed	10MPH Pace	% in pace	# of Speeders	% Speeders	
27/04/2025	00:00	0	0	0	0	0	1	0	0	0	0	0	0	0	0	0	0	0	0	0	0	1	37	40	30 to 40	100.0	1	100.0
27/04/2025	01:00	0	0	0	0	0	0	0	0	0	0	0	0	0	0	0	0	0	0	0	0	0	0	0	*	*	*	*
27/04/2025	02:00	0	0	0	0	0	0	0	0	0	0	0	0	0	0	0	0	0	0	0	0	0	0	0	*	*	*	*
27/04/2025	03:00	0	0	0	0	0	0	0	0	0	0	0	0	0	0	0	0	0	0	0	0	0	0	0	*	*	*	*
27/04/2025	04:00	0	0	1	1	0	0	1	0	0	0	0	0	0	0	0	0	0	0	0	0	3	30.3	45	20 to 30	66.7	1	33.3
27/04/2025	05:00	0	0	0	1	1	3	1	1	0	0	0	0	0	0	0	0	0	0	0	0	7	37.1	45	30 to 40	57.1	6	85.7
27/04/2025	06:00	0	0	2	1	3	4	2	1	0	0	0	0	0	0	0	0	0	0	0	0	13	34.5	42.5	30 to 40	53.8	10	76.9
27/04/2025	07:00	0	0	2	0	2	5	9	1	2	1	0	0	0	0	0	0	0	0	0	0	22	40.1	50	35 to 45	63.6	20	90.9
27/04/2025	08:00	4	1	2	2	3	3	2	1	2	1	0	0	0	0	0	0	0	0	0	0	21	31.6	50	30 to 40	28.6	12	57.1
27/04/2025	09:00	2	2	2	2	5	11	7	2	1	1	0	0	0	0	0	0	0	0	0	0	35	35	44.3	35 to 45	51.4	27	77.1
27/04/2025	10:00	5	1	3	11	9	11	6	1	0	0	0	0	0	0	0	0	0	0	0	0	47	30.8	40	25 to 35	42.6	27	57.4
27/04/2025	11:00	3	0	2	5	6	8	4	9	0	0	0	0	0	0	0	0	0	0	0	0	37	35.2	46.7	30 to 40	37.8	27	73.0
27/04/2025	12:00	2	1	2	7	8	7	6	2	0	0	0	0	0	0	0	0	0	0	0	0	35	32.6	42.5	25 to 35	42.9	23	65.7
27/04/2025	13:00	0	1	1	3	4	9	7	6	2	0	0	0	0	0	0	0	0	0	0	0	33	38.4	47.5	35 to 45	48.5	28	84.8
27/04/2025	14:00	1	1	3	5	7	5	3	1	1	0	0	0	0	0	0	0	0	0	0	0	27	32.1	41.7	25 to 35	44.4	17	63.0
27/04/2025	15:00	0	1	1	6	9	5	3	2	1	0	0	0	0	0	0	0	0	0	0	0	28	33.9	43.3	25 to 35	53.6	20	71.4
27/04/2025	16:00	1	0	1	2	11	6	4	0	0	1	0	0	0	0	0	0	0	0	0	0	26	34.4	41.2	30 to 40	65.4	22	84.6
27/04/2025	17:00	2	3	6	2	10	3	10	4	0	0	0	0	0	0	0	0	0	0	0	0	40	32.7	44	40 to 50	35.0	27	67.5
27/04/2025	18:00	0	0	2	3	2	2	2	2	1	0	0	0	0	0	0	0	0	0	0	0	14	35.3	47.5	20 to 30	35.7	9	64.3
27/04/2025	19:00	0	1	0	1	1	2	0	0	0	0	0	0	0	0	0	0	0	0	0	0	5	30	37.5	30 to 40	60.0	3	60.0
27/04/2025	20:00	0	0	0	1	5	4	2	1	0	0	0	0	0	0	0	0	0	0	0	0	13	35.9	42.5	30 to 40	69.2	12	92.3
27/04/2025	21:00	0	0	0	1	2	0	0	0	0	0	0	0	0	0	0	0	0	0	0	0	3	30.3	35	25 to 35	100.0	2	66.7
27/04/2025	22:00	0	0	0	0	0	0	0	0	0	0	0	0	0	0	0	0	0	0	0	0	0	0	0	*	*	*	*
27/04/2025	23:00	0	0	0	0	0	1	0	0	0	0	0	0	0	0	0	0	0	0	0	0	1	37	40	30 to 40	100.0	1	100.0
24 Hr Summary		20	12	30	54	88	90	69	34	10	4	0	0	0	0	0	0	0	0	0	0	411	34.1	44	30 to 40	43.3	295	71.8

Incoming Histogram

Honeybourne Road

from Tue-Apr-22-2025-11-00-AM to Tue-May-06-2025-02-59-PM

Date	Starting Hr:min	<15	15 to <20	20 to <25	25 to <30	30 to <35	35 to <40	40 to <45	45 to <50	50 to <55	55 to <60	60 to <65	65 to <70	70 to <75	75 to <80	80 to <85	85 to <90	90 to <95	95 to <100	100 to >105	Total Counts	Avg Speed (MPH)	85pet Speed	10MPH Pace	% in pace	# of Speeders	% Speeders	
28/04/2025	00:00	0	0	0	0	0	0	0	0	0	0	0	0	0	0	0	0	0	0	0	0	0	0	*	*	*	*	
28/04/2025	01:00	0	0	0	0	0	0	0	0	0	0	0	0	0	0	0	0	0	0	0	0	0	0	*	*	*	*	
28/04/2025	02:00	0	0	0	0	0	0	0	0	0	0	0	0	0	0	0	0	0	0	0	0	0	0	*	*	*	*	
28/04/2025	03:00	0	0	0	0	0	0	0	0	0	0	0	0	0	0	0	0	0	0	0	0	0	0	*	*	*	*	
28/04/2025	04:00	0	0	0	0	1	0	2	1	2	0	0	0	0	0	0	0	0	0	0	0	6	44.5	52.5	40 to 50	50.0	6	100.0
28/04/2025	05:00	0	0	1	2	2	7	2	3	1	0	0	0	0	0	0	0	0	0	0	0	18	37.7	46.7	30 to 40	50.0	15	83.3
28/04/2025	06:00	0	0	1	2	7	9	8	3	1	0	0	0	0	0	0	0	0	0	0	0	31	37.8	44.4	35 to 45	54.8	28	90.3
28/04/2025	07:00	0	0	4	8	8	12	9	2	2	0	0	0	0	0	0	0	0	0	0	0	45	35.3	43.3	35 to 45	46.7	33	73.3
28/04/2025	08:00	1	1	3	3	3	4	3	2	0	0	0	0	0	0	0	0	0	0	0	0	20	31.9	43.3	30 to 40	35.0	12	60.0
28/04/2025	09:00	2	2	4	4	10	10	2	0	1	0	0	0	0	0	0	0	0	0	0	0	35	31.1	39	30 to 40	57.1	23	65.7
28/04/2025	10:00	1	0	1	9	8	4	1	1	0	0	0	0	0	0	0	0	0	0	0	0	25	30.9	37.5	25 to 35	68.0	14	56.0
28/04/2025	11:00	1	4	5	6	4	2	5	2	1	1	0	0	0	0	0	0	0	0	0	0	31	31.3	44	20 to 30	35.5	15	48.4
28/04/2025	12:00	1	1	6	11	13	8	3	0	1	0	0	0	0	0	0	0	0	0	0	0	44	30.9	38.1	25 to 35	54.5	25	56.8
28/04/2025	13:00	0	0	1	1	6	10	10	3	0	0	0	0	0	0	0	0	0	0	0	0	31	38	44	35 to 45	64.5	29	93.5
28/04/2025	14:00	0	0	3	5	9	11	8	2	1	0	1	0	0	0	0	0	0	0	0	0	40	36.1	43.8	30 to 40	50.0	32	80.0
28/04/2025	15:00	0	0	1	8	7	13	9	5	0	0	0	0	0	0	0	0	0	0	0	0	43	36.4	44.4	35 to 45	51.2	34	79.1
28/04/2025	16:00	0	1	3	1	10	10	6	2	4	0	0	0	0	0	0	0	0	0	0	0	37	36.8	45	30 to 40	54.1	32	86.5
28/04/2025	17:00	1	0	1	4	5	9	11	5	0	0	0	0	0	0	0	0	0	0	0	0	36	37.2	45	35 to 45	55.6	30	83.3
28/04/2025	18:00	0	0	0	3	4	7	4	2	0	0	0	0	0	0	0	0	0	0	0	0	20	36.7	43.8	30 to 40	55.0	17	85.0
28/04/2025	19:00	0	0	0	1	5	2	4	1	0	0	0	0	0	0	0	0	0	0	0	0	13	36.8	43.8	30 to 40	53.8	12	92.3
28/04/2025	20:00	0	0	2	0	6	1	0	0	0	0	0	0	0	0	0	0	0	0	0	0	9	30.4	35	30 to 40	77.8	7	77.8
28/04/2025	21:00	0	0	0	0	2	2	1	0	1	0	0	0	0	0	0	0	0	0	0	0	6	38.7	45	30 to 40	66.7	6	100.0
28/04/2025	22:00	0	0	0	0	0	0	0	0	0	0	0	0	0	0	0	0	0	0	0	0	0	0	*	*	*	*	
28/04/2025	23:00	0	0	0	0	0	1	0	0	0	0	0	0	0	0	0	0	0	0	0	0	1	37	40	30 to 40	100.0	1	100.0
24 Hr Summary		7	9	36	68	110	122	88	34	15	1	1	0	0	0	0	0	0	0	0	0	491	35	43.7	30 to 40	47.3	371	75.6

Incoming Histogram

Honeybourne Road

from Tue-Apr-22-2025-11-00-AM to Tue-May-06-2025-02-59-PM

Date	Starting Hr:min	<15	15 to <20	20 to <25	25 to <30	30 to <35	35 to <40	40 to <45	45 to <50	50 to <55	55 to <60	60 to <65	65 to <70	70 to <75	75 to <80	80 to <85	85 to <90	90 to <95	95 to <100	100 to >105	Total Counts	Avg Speed (MPH)	85pet Speed	10MPH Pace	% in pace	# of Speeders	% Speeders	
29/04/2025	00:00	0	0	1	0	0	0	0	0	0	0	0	0	0	0	0	0	0	0	0	0	1	22	25	15 to 25	100.0	*	*
29/04/2025	01:00	0	0	0	0	0	0	0	0	0	0	0	0	0	0	0	0	0	0	0	0	0	0	0	*	*	*	*
29/04/2025	02:00	0	0	0	0	0	0	0	0	0	0	0	0	0	0	0	0	0	0	0	0	0	0	0	*	*	*	*
29/04/2025	03:00	0	0	0	0	0	0	0	0	0	0	0	0	0	0	0	0	0	0	0	0	0	0	0	*	*	*	*
29/04/2025	04:00	0	0	0	0	1	3	0	0	1	1	0	0	0	0	0	0	0	0	0	0	6	42	55	30 to 40	66.7	6	100.0
29/04/2025	05:00	0	0	1	1	3	3	7	3	0	0	0	0	0	0	0	0	0	0	0	0	18	38.4	45	35 to 45	55.6	16	88.9
29/04/2025	06:00	0	0	1	2	10	8	9	4	1	0	0	0	0	0	0	0	0	0	0	0	35	37.6	45	30 to 40	51.4	32	91.4
29/04/2025	07:00	0	1	5	4	2	7	6	4	2	1	0	0	0	0	0	0	0	0	0	0	32	36.3	47.5	35 to 45	40.6	22	68.8
29/04/2025	08:00	1	0	4	9	5	11	3	0	0	0	0	0	0	0	0	0	0	0	0	0	33	31.7	39.1	30 to 40	48.5	19	57.6
29/04/2025	09:00	2	0	3	4	3	6	4	1	0	0	0	0	0	0	0	0	0	0	0	0	23	31.8	42.5	35 to 45	43.5	14	60.9
29/04/2025	10:00	0	0	1	6	4	5	4	1	0	0	0	0	0	0	0	0	0	0	0	0	21	34	42.5	25 to 35	47.6	14	66.7
29/04/2025	11:00	2	0	1	6	11	11	7	2	1	0	0	0	0	0	0	0	0	0	0	0	41	34.6	42.9	30 to 40	53.7	32	78.0
29/04/2025	12:00	0	0	3	3	5	4	3	2	0	0	0	0	0	0	0	0	0	0	0	0	20	34	43.3	30 to 40	45.0	14	70.0
29/04/2025	13:00	1	0	3	4	11	6	6	5	1	0	0	0	0	0	0	0	0	0	0	0	37	35.3	45	30 to 40	45.9	29	78.4
29/04/2025	14:00	0	1	1	7	11	10	2	2	2	0	0	0	0	0	0	0	0	0	0	0	36	34.5	42.5	30 to 40	58.3	27	75.0
29/04/2025	15:00	0	0	0	5	6	11	11	5	0	0	0	0	0	0	0	0	0	0	0	0	38	37.9	44.5	35 to 45	57.9	33	86.8
29/04/2025	16:00	0	0	1	6	17	15	6	4	0	0	0	0	0	0	0	0	0	0	0	0	49	35.4	42.5	30 to 40	65.3	42	85.7
29/04/2025	17:00	1	3	2	7	4	5	8	3	2	0	0	0	0	0	0	0	0	0	0	0	35	34.2	45	35 to 45	37.1	22	62.9
29/04/2025	18:00	0	2	0	5	8	6	3	2	0	0	0	0	0	0	0	0	0	0	0	0	26	33.5	41.7	30 to 40	53.8	19	73.1
29/04/2025	19:00	0	0	1	1	3	6	2	1	1	0	0	0	0	0	0	0	0	0	0	0	15	36.7	45	30 to 40	60.0	13	86.7
29/04/2025	20:00	0	0	2	2	3	3	2	0	0	0	0	0	0	0	0	0	0	0	0	0	12	32.5	40	30 to 40	50.0	8	66.7
29/04/2025	21:00	0	0	0	0	0	1	1	0	0	0	0	0	0	0	0	0	0	0	0	0	2	39.5	45	35 to 45	100.0	2	100.0
29/04/2025	22:00	0	0	0	0	2	1	1	0	0	0	0	0	0	0	0	0	0	0	0	0	4	36	40	30 to 40	75.0	4	100.0
29/04/2025	23:00	0	0	0	0	0	0	0	0	0	0	0	0	0	0	0	0	0	0	0	0	0	0	0	*	*	*	*
24 Hr Summary		7	7	30	72	109	122	85	39	11	2	0	0	0	0	0	0	0	0	0	484	35.1	43.8	30 to 40	47.7	368	76.0	

Incoming Histogram

Honeybourne Road

from Tue-Apr-22-2025-11-00-AM to Tue-May-06-2025-02-59-PM

Date	Starting Hr:min	<15	15 to <20	20 to <25	25 to <30	30 to <35	35 to <40	40 to <45	45 to <50	50 to <55	55 to <60	60 to <65	65 to <70	70 to <75	75 to <80	80 to <85	85 to <90	90 to <95	95 to <100	100 to >105	Total Counts	Avg Speed (MPH)	85pet Speed	10MPH Pace	% in pace	# of Speeders	% Speeders	
30/04/2025	00:00	0	0	0	0	0	0	0	1	0	0	0	0	0	0	0	0	0	0	0	0	1	47	50	40 to 50	100.0	1	100.0
30/04/2025	01:00	0	0	0	0	0	0	0	0	0	0	0	0	0	0	0	0	0	0	0	0	0	0	0	*	*	*	*
30/04/2025	02:00	0	0	0	1	1	0	0	0	0	0	0	0	0	0	0	0	0	0	0	0	2	29.5	35	25 to 35	100.0	1	50.0
30/04/2025	03:00	0	0	0	0	0	0	0	0	0	0	0	0	0	0	0	0	0	0	0	0	0	0	0	*	*	*	*
30/04/2025	04:00	0	0	0	0	2	2	0	1	1	1	0	0	0	0	0	0	0	0	0	0	7	42	55	30 to 40	57.1	7	100.0
30/04/2025	05:00	0	0	0	3	4	5	5	1	2	0	0	0	0	0	0	0	0	0	0	0	20	37.9	45	35 to 45	50.0	17	85.0
30/04/2025	06:00	1	0	0	2	7	12	4	4	0	1	0	0	0	0	0	0	0	0	0	0	31	37.2	45	30 to 40	61.3	28	90.3
30/04/2025	07:00	0	0	0	7	7	12	4	6	3	1	0	0	0	0	0	0	0	0	0	0	40	38.2	48.3	30 to 40	47.5	33	82.5
30/04/2025	08:00	2	0	4	6	13	13	3	1	1	0	0	0	0	0	0	0	0	0	0	0	43	32.6	39.6	30 to 40	60.5	31	72.1
30/04/2025	09:00	1	0	1	4	4	4	5	2	0	0	0	0	0	0	0	0	0	0	0	0	21	34.5	44	35 to 45	42.9	15	71.4
30/04/2025	10:00	1	1	0	6	7	7	5	1	0	1	0	0	0	0	0	0	0	0	0	0	29	34.2	43	30 to 40	48.3	21	72.4
30/04/2025	11:00	1	1	2	4	9	7	5	4	1	0	0	0	0	0	0	0	0	0	0	0	34	34.7	45	30 to 40	47.1	26	76.5
30/04/2025	12:00	0	0	1	1	8	6	5	3	0	1	0	0	0	0	0	0	0	0	0	0	25	37.5	45	30 to 40	56.0	23	92.0
30/04/2025	13:00	0	0	0	10	6	6	5	2	2	0	0	0	0	0	0	0	0	0	0	0	31	35.4	44	25 to 35	51.6	21	67.7
30/04/2025	14:00	0	0	1	7	9	7	9	3	2	0	0	0	0	0	0	0	0	0	0	0	38	36.6	44.4	25 to 35	42.1	30	78.9
30/04/2025	15:00	1	2	0	16	11	11	9	4	0	1	0	0	0	0	0	0	0	0	0	0	55	34	43.3	25 to 35	49.1	36	65.5
30/04/2025	16:00	1	0	2	4	11	18	8	4	0	0	0	0	0	0	0	0	0	0	0	0	48	35.8	43.1	30 to 40	60.4	41	85.4
30/04/2025	17:00	0	0	2	3	5	3	6	2	0	1	0	0	0	0	0	0	0	0	0	0	22	36.5	45	35 to 45	40.9	17	77.3
30/04/2025	18:00	0	0	0	3	2	7	5	0	1	0	0	0	0	0	0	0	0	0	0	0	18	37.1	43	35 to 45	66.7	15	83.3
30/04/2025	19:00	0	0	1	6	2	9	5	2	1	0	0	0	0	0	0	0	0	0	0	0	26	36.1	44	35 to 45	53.8	19	73.1
30/04/2025	20:00	0	0	0	1	2	5	2	0	1	0	0	0	0	0	0	0	0	0	0	0	11	37.5	42.5	30 to 40	63.6	10	90.9
30/04/2025	21:00	0	0	0	2	0	0	0	0	2	1	0	0	0	0	0	0	0	0	0	0	5	43	55	50 to 60	60.0	3	60.0
30/04/2025	22:00	0	0	0	1	2	0	0	0	0	0	0	0	0	0	0	0	0	0	0	0	3	30.3	35	25 to 35	100.0	2	66.7
30/04/2025	23:00	0	0	0	0	0	1	0	0	0	0	0	0	0	0	0	0	0	0	0	0	1	37	40	30 to 40	100.0	1	100.0
24 Hr Summary		8	4	14	87	112	135	85	41	17	8	0	0	0	0	0	0	0	0	0	511	35.8	44.4	30 to 40	48.3	398	77.9	

Incoming Histogram

Honeybourne Road

from Tue-Apr-22-2025-11-00-AM to Tue-May-06-2025-02-59-PM

Date	Starting Hr:min	<15	15 to <20	20 to <25	25 to <30	30 to <35	35 to <40	40 to <45	45 to <50	50 to <55	55 to <60	60 to <65	65 to <70	70 to <75	75 to <80	80 to <85	85 to <90	90 to <95	95 to <100	100 to >105	Total Counts	Avg Speed (MPH)	85pet Speed	10MPH Pace	% in pace	# of Speeders	% Speeders	
01/05/2025	00:00	0	0	0	0	1	0	1	0	0	0	0	0	0	0	0	0	0	0	0	0	2	37	45	25 to 35	50.0	2	100.0
01/05/2025	01:00	0	0	0	0	1	0	0	0	0	0	0	0	0	0	0	0	0	0	0	0	1	32	35	25 to 35	100.0	1	100.0
01/05/2025	02:00	0	0	0	0	0	0	0	0	0	0	0	0	0	0	0	0	0	0	0	0	0	0	0	*	*	*	*
01/05/2025	03:00	0	0	0	0	0	0	0	0	0	0	0	0	0	0	0	0	0	0	0	0	0	0	0	*	*	*	*
01/05/2025	04:00	0	0	0	0	0	1	1	1	1	1	0	0	0	0	0	0	0	0	0	0	5	47	55	35 to 45	40.0	5	100.0
01/05/2025	05:00	0	1	0	4	3	5	2	1	2	0	0	0	0	0	0	0	0	0	0	0	18	35.8	45	30 to 40	44.4	13	72.2
01/05/2025	06:00	0	0	0	4	6	9	7	3	3	2	0	0	0	0	0	0	0	0	0	0	34	39.5	50	35 to 45	47.1	30	88.2
01/05/2025	07:00	2	0	2	5	6	13	7	1	0	0	0	0	0	0	0	0	0	0	0	0	36	33.8	42.1	35 to 45	55.6	27	75.0
01/05/2025	08:00	0	1	2	5	9	12	5	1	1	0	0	0	0	0	0	0	0	0	0	0	36	34.5	42	30 to 40	58.3	28	77.8
01/05/2025	09:00	1	0	3	6	12	16	8	3	1	0	0	0	0	0	0	0	0	0	0	0	50	35.2	42.5	30 to 40	56.0	40	80.0
01/05/2025	10:00	0	1	5	16	17	10	7	3	1	0	0	0	0	0	0	0	0	0	0	0	60	33	41.4	25 to 35	55.0	38	63.3
01/05/2025	11:00	1	0	9	21	24	14	8	4	0	0	0	0	0	0	0	0	0	0	0	0	81	32.3	40	25 to 35	55.6	50	61.7
01/05/2025	12:00	0	0	2	12	24	25	10	5	0	0	0	0	0	0	0	0	0	0	0	0	78	35.2	41.5	30 to 40	62.8	64	82.1
01/05/2025	13:00	2	2	6	6	16	12	8	1	0	0	0	0	0	0	0	0	0	0	0	0	53	32.1	40.6	30 to 40	52.8	37	69.8
01/05/2025	14:00	0	0	4	19	27	16	7	3	2	0	0	0	0	0	0	0	0	0	0	0	78	33.6	40	25 to 35	59.0	55	70.5
01/05/2025	15:00	0	1	6	15	30	24	9	1	1	0	0	0	0	0	0	0	0	0	0	0	87	33.4	39.6	30 to 40	62.1	65	74.7
01/05/2025	16:00	0	3	4	9	15	17	13	6	2	1	0	0	0	0	0	0	0	0	0	0	70	35.7	44.6	30 to 40	45.7	54	77.1
01/05/2025	17:00	0	2	5	10	10	16	14	4	1	0	0	0	0	0	0	0	0	0	0	0	62	35	43.6	35 to 45	48.4	45	72.6
01/05/2025	18:00	0	0	1	10	8	16	6	2	0	0	0	0	0	0	0	0	0	0	0	0	43	34.8	41.7	30 to 40	55.8	32	74.4
01/05/2025	19:00	2	2	1	1	5	10	5	0	0	0	0	0	0	0	0	0	0	0	0	0	26	32.8	41	30 to 40	57.7	20	76.9
01/05/2025	20:00	0	2	5	5	7	4	3	0	0	0	0	0	0	0	0	0	0	0	0	0	26	30	38.8	25 to 35	46.2	14	53.8
01/05/2025	21:00	0	0	1	2	3	3	0	0	0	0	0	0	0	0	0	0	0	0	0	0	9	31.4	38.3	30 to 40	66.7	6	66.7
01/05/2025	22:00	0	0	0	3	1	2	1	0	0	0	0	0	0	0	0	0	0	0	0	0	7	32.9	40	25 to 35	57.1	4	57.1
01/05/2025	23:00	0	0	0	0	1	1	0	0	0	0	0	0	0	0	0	0	0	0	0	0	2	34.5	40	30 to 40	100.0	2	100.0
24 Hr Summary		8	15	56	153	226	226	122	39	15	4	0	0	0	0	0	0	0	0	0	864	34.1	42	30 to 40	52.3	632	73.1	

Incoming Histogram

Honeybourne Road

from Tue-Apr-22-2025-11-00-AM to Tue-May-06-2025-02-59-PM

Date	Starting Hr:min	<15	15 to <20	20 to <25	25 to <30	30 to <35	35 to <40	40 to <45	45 to <50	50 to <55	55 to <60	60 to <65	65 to <70	70 to <75	75 to <80	80 to <85	85 to <90	90 to <95	95 to <100	100 to >105	Total Counts	Avg Speed (MPH)	85pet Speed	10MPH Pace	% in pace	# of Speeders	% Speeders	
02/05/2025	00:00	0	0	0	0	0	3	1	0	0	0	0	0	0	0	0	0	0	0	0	0	4	38.5	40	35 to 45	100.0	4	100.0
02/05/2025	01:00	0	0	0	0	0	0	0	0	0	0	0	0	0	0	0	0	0	0	0	0	0	0	0	*	*	*	*
02/05/2025	02:00	0	0	0	0	1	0	0	0	0	0	0	0	0	0	0	0	0	0	0	0	1	32	35	25 to 35	100.0	1	100.0
02/05/2025	03:00	0	0	0	0	0	0	0	0	0	0	0	0	0	0	0	0	0	0	0	0	0	0	0	*	*	*	*
02/05/2025	04:00	0	0	0	0	2	1	2	0	0	2	0	0	0	0	0	0	0	0	0	0	7	42.9	57.5	30 to 40	42.9	7	100.0
02/05/2025	05:00	0	0	0	1	4	8	4	4	0	1	0	0	0	0	0	0	0	0	0	0	22	39.3	47.5	30 to 40	54.5	21	95.5
02/05/2025	06:00	0	3	3	5	15	11	5	5	0	0	0	0	0	0	0	0	0	0	0	0	47	34	43	30 to 40	55.3	36	76.6
02/05/2025	07:00	1	0	0	10	15	17	13	3	0	0	0	0	0	0	0	0	0	0	0	0	59	35.5	42.7	30 to 40	54.2	48	81.4
02/05/2025	08:00	3	0	2	10	11	12	3	2	1	0	0	0	0	0	0	0	0	0	0	0	44	32.4	39.6	30 to 40	52.3	29	65.9
02/05/2025	09:00	0	2	2	9	19	13	6	2	2	0	0	0	0	0	0	0	0	0	0	0	55	34.1	41.7	30 to 40	58.2	42	76.4
02/05/2025	10:00	2	2	7	7	16	11	7	2	0	0	0	0	0	0	0	0	0	0	0	0	54	31.9	40.7	30 to 40	50.0	36	66.7
02/05/2025	11:00	1	1	2	12	5	12	8	4	1	0	1	0	0	0	0	0	0	0	0	0	47	35	44.4	35 to 45	42.6	31	66.0
02/05/2025	12:00	1	1	9	17	14	13	13	5	0	0	0	0	0	0	0	0	0	0	0	0	73	33.1	42.7	25 to 35	42.5	45	61.6
02/05/2025	13:00	0	0	7	15	31	20	11	4	3	0	0	0	0	0	0	0	0	0	0	0	91	34.4	41.8	30 to 40	56.0	69	75.8
02/05/2025	14:00	0	1	6	19	30	28	18	4	2	0	0	0	0	0	0	0	0	0	0	0	108	34.6	42.2	30 to 40	53.7	82	75.9
02/05/2025	15:00	0	1	2	17	24	23	13	2	0	1	0	0	0	0	0	0	0	0	0	0	83	34.5	41.5	30 to 40	56.6	63	75.9
02/05/2025	16:00	0	2	5	7	21	17	11	0	0	0	0	0	0	0	0	0	0	0	0	0	63	33.6	40.9	30 to 40	60.3	49	77.8
02/05/2025	17:00	0	0	3	6	15	9	3	4	2	1	0	0	0	0	0	0	0	0	0	0	43	35.5	46.2	30 to 40	55.8	34	79.1
02/05/2025	18:00	0	0	2	4	8	10	9	4	0	0	0	0	0	0	0	0	0	0	0	0	37	36.6	43.9	35 to 45	51.4	31	83.8
02/05/2025	19:00	0	0	1	1	4	6	3	4	1	0	0	0	0	0	0	0	0	0	0	0	20	38.3	47.5	30 to 40	50.0	18	90.0
02/05/2025	20:00	0	0	0	1	12	4	2	0	0	0	0	0	0	0	0	0	0	0	0	0	19	34.1	38.8	30 to 40	84.2	18	94.7
02/05/2025	21:00	0	0	0	6	2	1	0	0	0	0	0	0	0	0	0	0	0	0	0	0	9	29.3	35	25 to 35	88.9	3	33.3
02/05/2025	22:00	0	0	0	0	2	2	0	0	0	0	0	0	0	0	0	0	0	0	0	0	4	34.5	37.5	30 to 40	100.0	4	100.0
02/05/2025	23:00	0	0	0	0	2	0	1	0	0	0	0	0	0	0	0	0	0	0	0	0	3	35.3	45	25 to 35	66.7	3	100.0
24 Hr Summary		8	13	51	147	253	221	133	49	12	5	1	0	0	0	0	0	0	0	0	0	893	34.5	42.5	30 to 40	53.1	674	75.5

Incoming Histogram

Honeybourne Road

from Tue-Apr-22-2025-11-00-AM to Tue-May-06-2025-02-59-PM

Date	Starting Hr:min	<15	15 to <20	20 to <25	25 to <30	30 to <35	35 to <40	40 to <45	45 to <50	50 to <55	55 to <60	60 to <65	65 to <70	70 to <75	75 to <80	80 to <85	85 to <90	90 to <95	95 to <100	100 to >105	Total Counts	Avg Speed (MPH)	85pet Speed	10MPH Pace	% in pace	# of Speeders	% Speeders
03/05/2025	00:00	0	0	0	0	0	0	0	0	0	0	0	0	0	0	0	0	0	0	0	0	0	0	*	*	*	*
03/05/2025	01:00	0	0	0	0	0	0	0	0	0	0	0	0	0	0	0	0	0	0	0	0	0	0	*	*	*	*
03/05/2025	02:00	0	0	0	0	0	0	0	0	0	0	0	0	0	0	0	0	0	0	0	0	0	0	*	*	*	*
03/05/2025	03:00	0	0	0	0	0	0	1	0	0	0	0	0	0	0	0	0	0	0	0	1	42	45	35 to 45	100.0	1	100.0
03/05/2025	04:00	0	0	0	1	0	1	0	0	0	0	0	0	0	0	0	0	0	0	0	2	32	40	20 to 30	50.0	1	50.0
03/05/2025	05:00	1	0	0	1	2	3	1	1	0	0	0	0	0	0	0	0	0	0	0	9	33.9	45	30 to 40	55.6	7	77.8
03/05/2025	06:00	0	0	0	4	1	3	6	3	1	1	0	0	0	0	0	0	0	0	0	19	39.7	48.3	35 to 45	47.4	15	78.9
03/05/2025	07:00	1	0	1	3	5	6	8	8	0	0	0	0	0	0	0	0	0	0	0	32	37.8	46.9	40 to 50	50.0	27	84.4
03/05/2025	08:00	0	3	5	14	26	20	12	2	2	0	0	0	0	0	0	0	0	0	0	84	33.8	41.2	30 to 40	54.8	62	73.8
03/05/2025	09:00	1	2	4	25	31	34	13	1	1	0	0	0	0	0	0	0	0	0	0	112	33.5	39.7	30 to 40	58.0	80	71.4
03/05/2025	10:00	4	2	4	7	13	19	10	2	0	0	0	0	0	0	0	0	0	0	0	61	32.9	41.5	30 to 40	52.5	44	72.1
03/05/2025	11:00	8	2	3	7	17	21	5	3	1	0	0	0	0	0	0	0	0	0	0	67	31.7	39.8	30 to 40	56.7	47	70.1
03/05/2025	12:00	1	0	3	6	18	10	11	2	0	1	0	0	0	0	0	0	0	0	0	52	34.8	42.7	30 to 40	53.8	42	80.8
03/05/2025	13:00	2	0	3	26	21	19	4	3	0	0	0	0	0	0	0	0	0	0	0	78	32.1	38.7	25 to 35	60.3	47	60.3
03/05/2025	14:00	0	1	3	8	15	10	6	6	1	0	0	0	0	0	0	0	0	0	0	50	35	44.2	30 to 40	50.0	38	76.0
03/05/2025	15:00	0	1	1	12	14	18	9	2	2	0	0	0	0	0	0	0	0	0	0	59	35	42.2	30 to 40	54.2	45	76.3
03/05/2025	16:00	0	0	4	6	11	10	7	0	0	0	0	0	0	0	0	0	0	0	0	38	33.5	40.7	30 to 40	55.3	28	73.7
03/05/2025	17:00	0	0	2	8	12	6	6	0	0	0	0	0	0	0	0	0	0	0	0	34	33.2	40.8	25 to 35	58.8	24	70.6
03/05/2025	18:00	0	0	1	5	6	14	5	2	0	0	0	0	0	0	0	0	0	0	0	33	35.7	42	30 to 40	60.6	27	81.8
03/05/2025	19:00	0	1	2	1	6	9	3	2	1	0	0	0	0	0	0	0	0	0	0	25	35.5	43.3	30 to 40	60.0	21	84.0
03/05/2025	20:00	0	0	6	5	5	3	1	0	0	0	0	0	0	0	0	0	0	0	0	20	29.1	36.7	20 to 30	55.0	9	45.0
03/05/2025	21:00	0	0	1	0	3	4	2	0	0	0	0	0	0	0	0	0	0	0	0	10	35.2	40	30 to 40	70.0	9	90.0
03/05/2025	22:00	0	0	1	2	5	0	1	0	0	0	0	0	0	0	0	0	0	0	0	9	30.9	35	25 to 35	77.8	6	66.7
03/05/2025	23:00	0	0	1	1	0	3	0	0	0	0	0	0	0	0	0	0	0	0	0	5	32.2	38.3	30 to 40	60.0	3	60.0
24 Hr Summary		18	12	45	142	211	213	111	37	9	2	0	0	0	0	0	0	0	0	0	800	33.8	41.8	30 to 40	53.0	583	72.9

Incoming Histogram

Honeybourne Road

from Tue-Apr-22-2025-11-00-AM to Tue-May-06-2025-02-59-PM

Date	Starting Hr:min	<15	15 to <20	20 to <25	25 to <30	30 to <35	35 to <40	40 to <45	45 to <50	50 to <55	55 to <60	60 to <65	65 to <70	70 to <75	75 to <80	80 to <85	85 to <90	90 to <95	95 to <100	100 to >105	Total Counts	Avg Speed (MPH)	85pet Speed	10MPH Pace	% in pace	# of Speeders	% Speeders	
04/05/2025	00:00	0	0	0	0	0	0	0	0	0	0	0	0	0	0	0	0	0	0	0	0	0	0	*	*	*	*	
04/05/2025	01:00	0	0	0	0	0	0	0	0	0	0	0	0	0	0	0	0	0	0	0	0	0	0	*	*	*	*	
04/05/2025	02:00	0	0	0	0	0	0	0	0	0	0	0	0	0	0	0	0	0	0	0	0	0	0	*	*	*	*	
04/05/2025	03:00	0	0	0	0	0	0	0	0	0	0	0	0	0	0	0	0	0	0	0	0	0	0	*	*	*	*	
04/05/2025	04:00	0	0	0	0	0	2	0	0	0	0	0	0	0	0	0	0	0	0	0	0	2	37	40	30 to 40	100.0	2	100.0
04/05/2025	05:00	0	1	0	1	1	2	1	1	0	0	0	0	0	0	0	0	0	0	0	0	7	34.1	45	30 to 40	42.9	5	71.4
04/05/2025	06:00	0	0	1	2	0	3	0	2	2	0	0	0	0	0	0	0	0	0	0	0	10	38.5	50	45 to 55	40.0	7	70.0
04/05/2025	07:00	0	0	0	4	5	2	1	0	0	1	0	0	0	0	0	0	0	0	0	0	13	34.1	40	25 to 35	69.2	9	69.2
04/05/2025	08:00	0	0	0	1	4	7	7	3	1	0	0	0	0	0	0	0	0	0	0	0	23	39.3	46.7	35 to 45	60.9	22	95.7
04/05/2025	09:00	3	3	1	7	7	6	7	1	0	0	0	0	0	0	0	0	0	0	0	0	35	31.1	42.1	25 to 35	40.0	21	60.0
04/05/2025	10:00	0	0	1	8	13	14	4	1	0	0	0	0	0	0	0	0	0	0	0	0	41	34.1	39.6	30 to 40	65.9	32	78.0
04/05/2025	11:00	1	0	4	7	13	7	3	2	0	0	0	0	0	0	0	0	0	0	0	0	37	32.2	39.3	25 to 35	54.1	25	67.6
04/05/2025	12:00	1	1	1	6	11	12	6	0	0	0	0	0	0	0	0	0	0	0	0	0	38	33.4	40	30 to 40	60.5	29	76.3
04/05/2025	13:00	0	0	2	9	12	11	5	2	0	0	0	0	0	0	0	0	0	0	0	0	41	33.9	41	30 to 40	56.1	30	73.2
04/05/2025	14:00	1	1	1	11	12	10	5	3	1	0	0	0	0	0	0	0	0	0	0	0	45	33.6	42	25 to 35	51.1	31	68.9
04/05/2025	15:00	2	0	4	6	13	10	5	4	0	0	0	0	0	0	0	0	0	0	0	0	44	33.4	42	30 to 40	52.3	32	72.7
04/05/2025	16:00	0	0	3	6	14	7	2	2	0	0	0	0	0	0	0	0	0	0	0	0	34	32.9	39.3	30 to 40	61.8	25	73.5
04/05/2025	17:00	0	0	1	8	5	8	3	0	0	0	1	0	0	0	0	0	0	0	0	0	26	34.2	40	25 to 35	50.0	17	65.4
04/05/2025	18:00	0	0	0	3	9	5	4	2	1	0	0	0	0	0	0	0	0	0	0	0	24	36.3	43.8	30 to 40	58.3	21	87.5
04/05/2025	19:00	0	1	1	4	6	4	1	0	0	0	0	0	0	0	0	0	0	0	0	0	17	31.4	37.5	25 to 35	58.8	11	64.7
04/05/2025	20:00	0	1	0	2	3	4	1	0	0	0	0	0	0	0	0	0	0	0	0	0	11	32.5	38.8	30 to 40	63.6	8	72.7
04/05/2025	21:00	0	0	0	0	3	1	1	1	0	0	0	0	0	0	0	0	0	0	0	0	6	37.2	45	30 to 40	66.7	6	100.0
04/05/2025	22:00	0	0	0	1	0	2	0	0	0	0	0	0	0	0	0	0	0	0	0	0	3	33.7	40	30 to 40	66.7	2	66.7
04/05/2025	23:00	0	0	1	0	0	0	0	0	0	0	0	0	0	0	0	0	0	0	0	0	1	22	25	15 to 25	100.0	*	*
24 Hr Summary		8	8	21	86	131	117	56	24	5	1	1	0	0	0	0	0	0	0	0	0	458	33.8	41.6	30 to 40	54.1	335	73.1

Incoming Histogram

Honeybourne Road

from Tue-Apr-22-2025-11-00-AM to Tue-May-06-2025-02-59-PM

Date	Starting Hr:min	<15	15 to <20	20 to <25	25 to <30	30 to <35	35 to <40	40 to <45	45 to <50	50 to <55	55 to <60	60 to <65	65 to <70	70 to <75	75 to <80	80 to <85	85 to <90	90 to <95	95 to <100	100 to >105	Total Counts	Avg Speed (MPH)	85pet Speed	10MPH Pace	% in pace	# of Speeders	% Speeders	
05/05/2025	00:00	0	0	0	0	0	0	0	0	0	0	0	0	0	0	0	0	0	0	0	0	0	0	*	*	*	*	
05/05/2025	01:00	0	0	0	0	0	1	0	0	0	0	0	0	0	0	0	0	0	0	0	0	1	37	40	30 to 40	100.0	1	100.0
05/05/2025	02:00	0	0	0	0	0	0	0	0	0	0	0	0	0	0	0	0	0	0	0	0	0	0	0	*	*	*	*
05/05/2025	03:00	0	0	0	0	0	0	0	0	0	0	0	0	0	0	0	0	0	0	0	0	0	0	0	*	*	*	*
05/05/2025	04:00	0	0	1	0	1	1	0	1	1	0	0	0	0	0	0	0	0	0	0	0	5	38	50	30 to 40	40.0	4	80.0
05/05/2025	05:00	0	0	0	0	2	1	0	1	0	0	0	0	0	0	0	0	0	0	0	0	4	37.3	40	30 to 40	75.0	4	100.0
05/05/2025	06:00	0	0	0	0	1	2	3	3	0	0	0	0	0	0	0	0	0	0	0	0	9	41.4	48.3	40 to 50	66.7	9	100.0
05/05/2025	07:00	0	0	2	0	5	4	2	1	0	0	0	0	0	0	0	0	0	0	0	0	14	34.6	42.5	30 to 40	64.3	12	85.7
05/05/2025	08:00	0	0	3	10	4	7	7	4	0	0	0	0	0	0	0	0	0	0	0	0	35	34.6	44.3	25 to 35	40.0	22	62.9
05/05/2025	09:00	1	0	8	5	12	6	6	3	0	0	0	0	0	0	0	0	0	0	0	0	41	32.5	42.5	30 to 40	43.9	27	65.9
05/05/2025	10:00	2	0	1	1	12	10	3	2	1	0	0	0	0	0	0	0	0	0	0	0	32	34.5	41.7	30 to 40	68.8	28	87.5
05/05/2025	11:00	1	0	1	3	11	10	4	2	0	0	0	0	0	0	0	0	0	0	0	0	32	34.6	41.2	30 to 40	65.6	27	84.4
05/05/2025	12:00	0	1	2	6	8	9	11	4	1	0	0	0	0	0	0	0	0	0	0	0	42	36.2	44.5	35 to 45	47.6	33	78.6
05/05/2025	13:00	0	0	1	7	7	14	4	6	1	0	0	0	0	0	0	0	0	0	0	0	40	36.7	45.8	30 to 40	52.5	32	80.0
05/05/2025	14:00	3	1	2	10	21	12	2	2	0	0	0	0	0	0	0	0	0	0	0	0	53	31.6	38.3	30 to 40	62.3	37	69.8
05/05/2025	15:00	0	0	2	10	18	10	8	5	0	0	0	0	0	0	0	0	0	0	0	0	53	34.8	43.1	25 to 35	52.8	41	77.4
05/05/2025	16:00	1	0	2	8	11	10	7	1	0	0	0	0	0	0	0	0	0	0	0	0	40	33.6	41.4	30 to 40	52.5	29	72.5
05/05/2025	17:00	0	0	1	7	7	7	2	1	1	0	1	0	0	0	0	0	0	0	0	0	27	35	42.5	25 to 35	51.9	19	70.4
05/05/2025	18:00	0	0	3	4	4	6	3	0	1	0	0	0	0	0	0	0	0	0	0	0	21	33.5	41.7	30 to 40	47.6	14	66.7
05/05/2025	19:00	0	0	1	2	2	3	1	1	0	0	0	0	0	0	0	0	0	0	0	0	10	34.1	40	30 to 40	50.0	7	70.0
05/05/2025	20:00	0	0	0	0	3	4	0	0	0	0	0	0	0	0	0	0	0	0	0	0	7	35	38.8	30 to 40	100.0	7	100.0
05/05/2025	21:00	0	0	0	3	0	1	0	0	0	0	0	0	0	0	0	0	0	0	0	0	4	29.5	30	20 to 30	75.0	1	25.0
05/05/2025	22:00	0	0	0	0	0	0	0	1	0	0	0	0	0	0	0	0	0	0	0	0	1	47	50	40 to 50	100.0	1	100.0
05/05/2025	23:00	0	0	0	0	1	0	0	0	0	0	0	0	0	0	0	0	0	0	0	0	1	32	35	25 to 35	100.0	1	100.0
24 Hr Summary		8	2	30	76	130	118	63	38	6	0	1	0	0	0	0	0	0	0	0	0	472	34.5	42.9	30 to 40	52.5	356	75.4

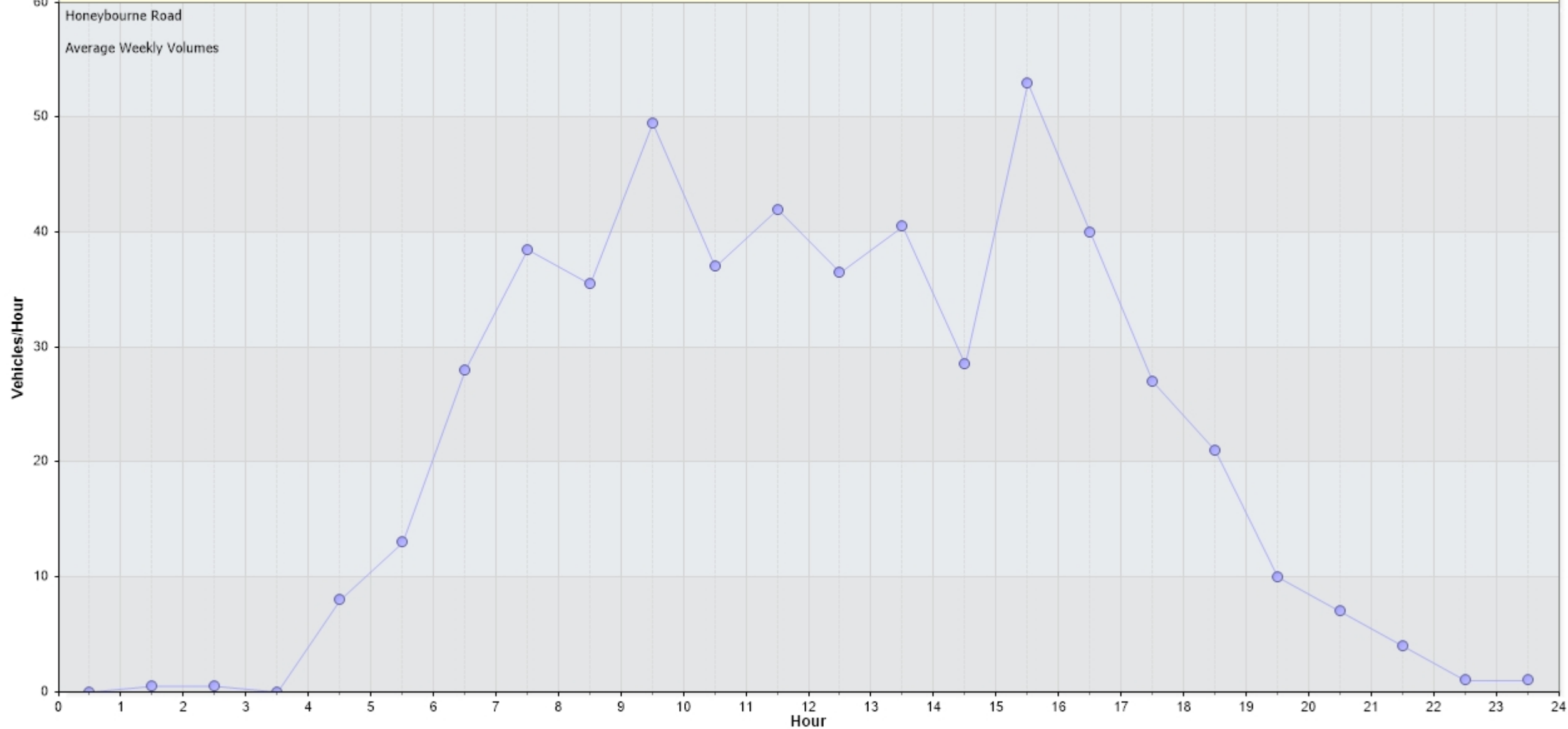
Incoming Histogram

Honeybourne Road

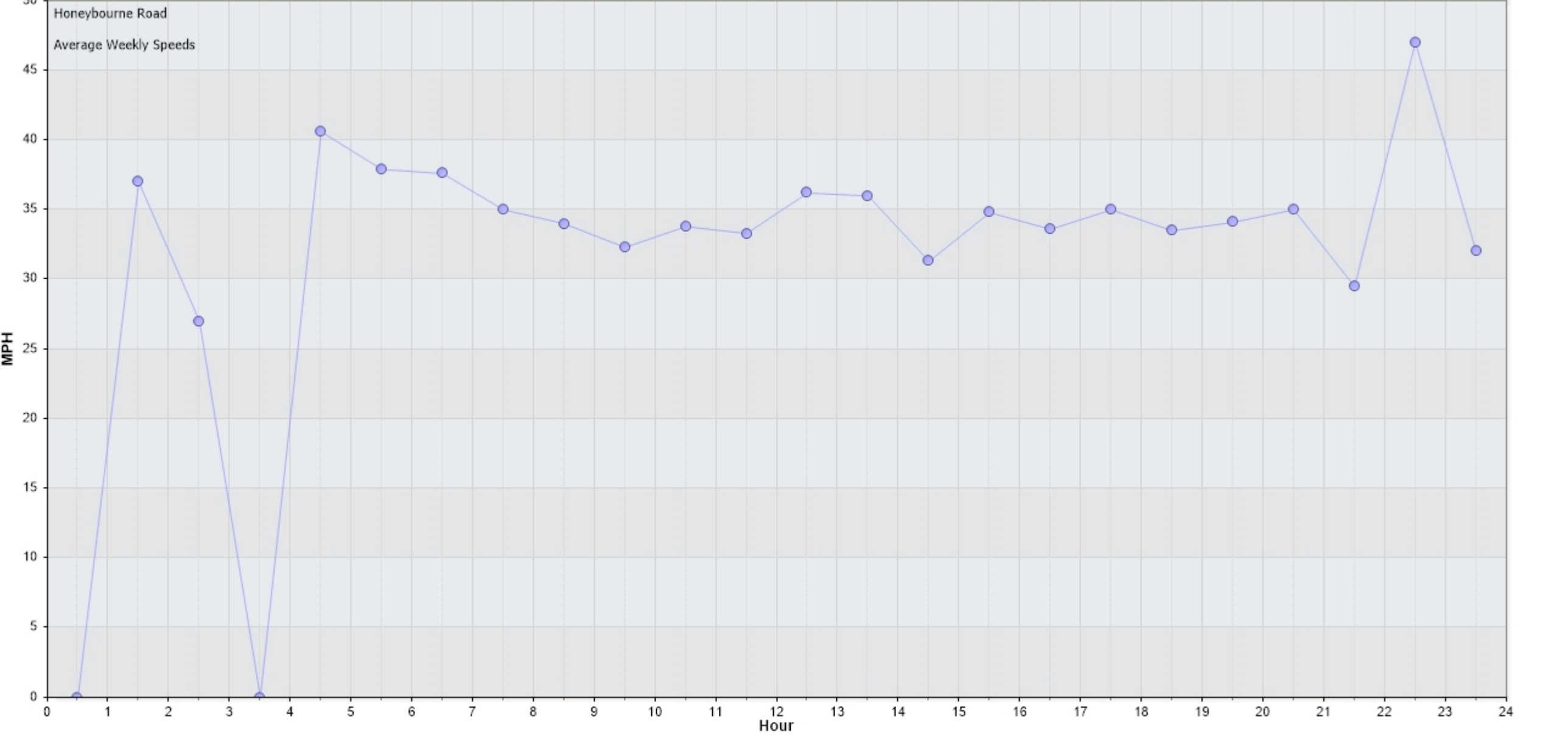
from Tue-Apr-22-2025-11-00-AM to Tue-May-06-2025-02-59-PM

Date	Starting Hr:min	<15	15 to <20	20 to <25	25 to <30	30 to <35	35 to <40	40 to <45	45 to <50	50 to <55	55 to <60	60 to <65	65 to <70	70 to <75	75 to <80	80 to <85	85 to <90	90 to <95	95 to <100	100 to >105	Total Counts	Avg Speed (MPH)	85pet Speed	10MPH Pace	% in pace	# of Speeders	% Speeders	
06/05/2025	00:00	0	0	0	0	0	0	0	0	0	0	0	0	0	0	0	0	0	0	0	0	0	0	*	*	*	*	
06/05/2025	01:00	0	0	0	0	0	0	0	0	0	0	0	0	0	0	0	0	0	0	0	0	0	0	*	*	*	*	
06/05/2025	02:00	0	0	0	1	0	0	0	0	0	0	0	0	0	0	0	0	0	0	0	1	27	30	20 to 30	100.0	*	*	
06/05/2025	03:00	0	0	0	0	0	0	0	0	0	0	0	0	0	0	0	0	0	0	0	0	0	0	*	*	*	*	
06/05/2025	04:00	0	0	0	1	0	6	1	1	0	1	1	0	0	0	0	0	0	0	0	11	41.7	50	35 to 45	63.6	10	90.9	
06/05/2025	05:00	0	1	0	2	5	6	1	5	2	0	0	0	0	0	0	0	0	0	0	22	38	49	30 to 40	50.0	19	86.4	
06/05/2025	06:00	0	1	0	8	10	11	10	5	1	1	0	0	0	0	0	0	0	0	0	47	36.9	45	30 to 40	44.7	38	80.9	
06/05/2025	07:00	0	1	6	8	17	14	9	5	3	0	0	0	0	0	0	0	0	0	0	63	35.1	44.4	30 to 40	49.2	48	76.2	
06/05/2025	08:00	2	1	2	4	10	10	5	1	0	1	0	0	0	0	0	0	0	0	0	36	33.5	42	30 to 40	55.6	27	75.0	
06/05/2025	09:00	0	2	7	14	15	9	10	0	1	0	0	0	0	0	0	0	0	0	0	58	32.2	41	25 to 35	50.0	35	60.3	
06/05/2025	10:00	3	1	4	6	6	10	9	3	0	0	0	0	0	0	0	0	0	0	0	42	33.2	43.3	35 to 45	45.2	28	66.7	
06/05/2025	11:00	1	1	4	12	14	12	6	2	0	0	0	0	0	0	0	0	0	0	0	52	32.5	40	25 to 35	50.0	34	65.4	
06/05/2025	12:00	0	1	1	5	7	6	6	4	1	0	0	0	0	0	0	0	0	0	0	31	36.1	45	30 to 40	41.9	24	77.4	
06/05/2025	13:00	0	0	1	7	11	13	7	0	2	0	0	0	0	0	0	0	0	0	0	41	35.4	42.1	30 to 40	58.5	33	80.5	
06/05/2025	14:00	0	0	2	1	0	1	0	0	0	0	0	0	0	0	0	0	0	0	0	4	27.3	30	20 to 30	75.0	1	25.0	
06/05/2025	15:00	*	*	*	*	*	*	*	*	*	*	*	*	*	*	*	*	*	*	*	*	*	*	*	*	*	*	*
06/05/2025	16:00	*	*	*	*	*	*	*	*	*	*	*	*	*	*	*	*	*	*	*	*	*	*	*	*	*	*	*
06/05/2025	17:00	*	*	*	*	*	*	*	*	*	*	*	*	*	*	*	*	*	*	*	*	*	*	*	*	*	*	*
06/05/2025	18:00	*	*	*	*	*	*	*	*	*	*	*	*	*	*	*	*	*	*	*	*	*	*	*	*	*	*	*
06/05/2025	19:00	*	*	*	*	*	*	*	*	*	*	*	*	*	*	*	*	*	*	*	*	*	*	*	*	*	*	*
06/05/2025	20:00	*	*	*	*	*	*	*	*	*	*	*	*	*	*	*	*	*	*	*	*	*	*	*	*	*	*	*
06/05/2025	21:00	*	*	*	*	*	*	*	*	*	*	*	*	*	*	*	*	*	*	*	*	*	*	*	*	*	*	*
06/05/2025	22:00	*	*	*	*	*	*	*	*	*	*	*	*	*	*	*	*	*	*	*	*	*	*	*	*	*	*	*
06/05/2025	23:00	*	*	*	*	*	*	*	*	*	*	*	*	*	*	*	*	*	*	*	*	*	*	*	*	*	*	*
24 Hr Summary		6	9	27	69	95	98	64	26	10	3	1	0	0	0	0	0	0	0	0	408	34.6	43.4	30 to 40	47.3	297	72.8	

Incoming: Average Hourly Volume for Week of 05/05/2025  
Average Counts By Hour (05/05/2025) — Average Counts By Hour (05/05/2025)



Incoming: Average Hourly WEEKDAY Speeds for Week of 05/05/2025  
Average Hourly WEEKDAY Speeds By Hour (05/05/2025) — Average Hourly WEEKDAY Speeds By Hour (05/05/2025)

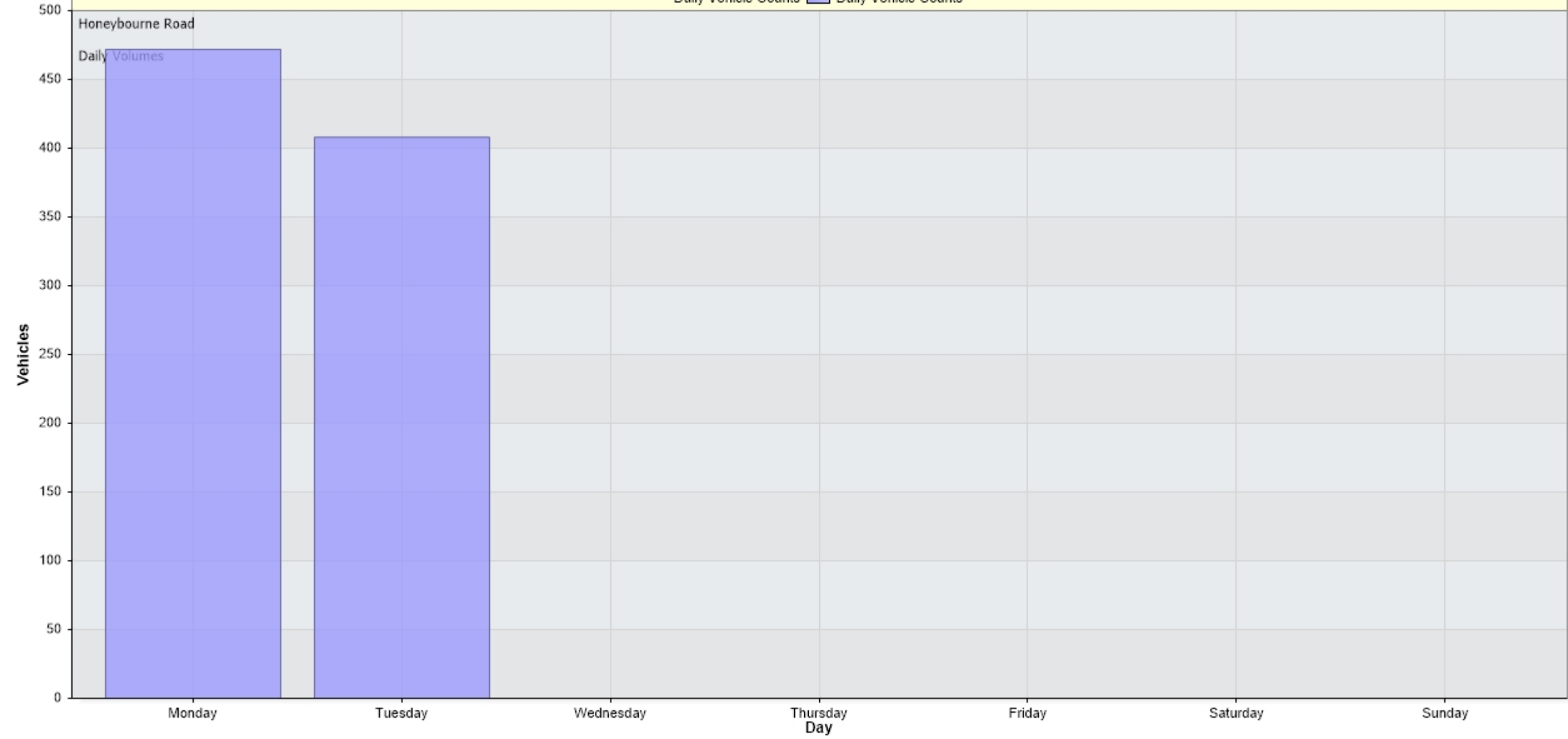


# Incoming: Daily Volume for Week of 05/05/2025

Daily Vehicle Counts



Daily Vehicle Counts



Honeybourne Road

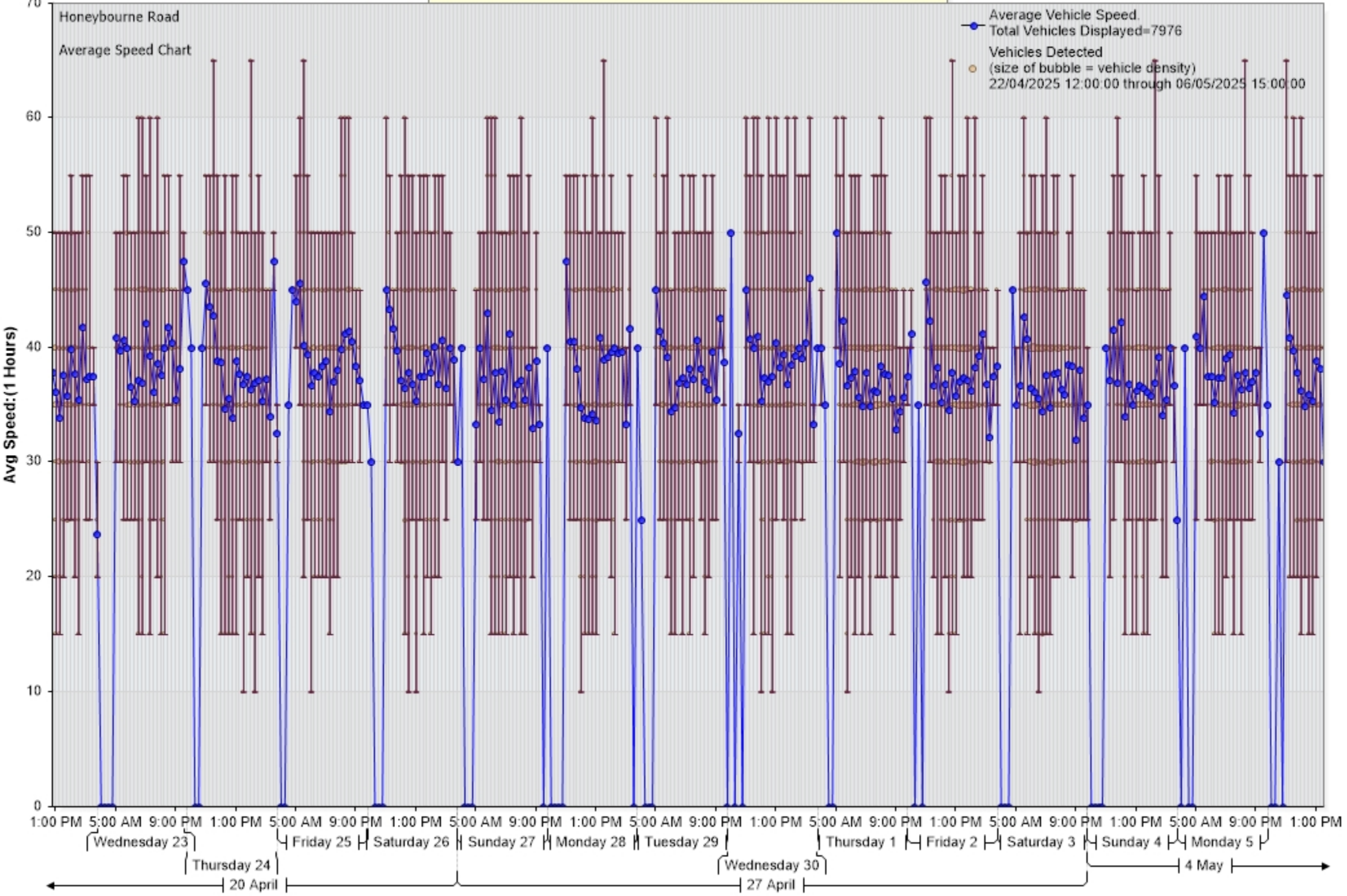
Daily Volumes

Vehicles

Day

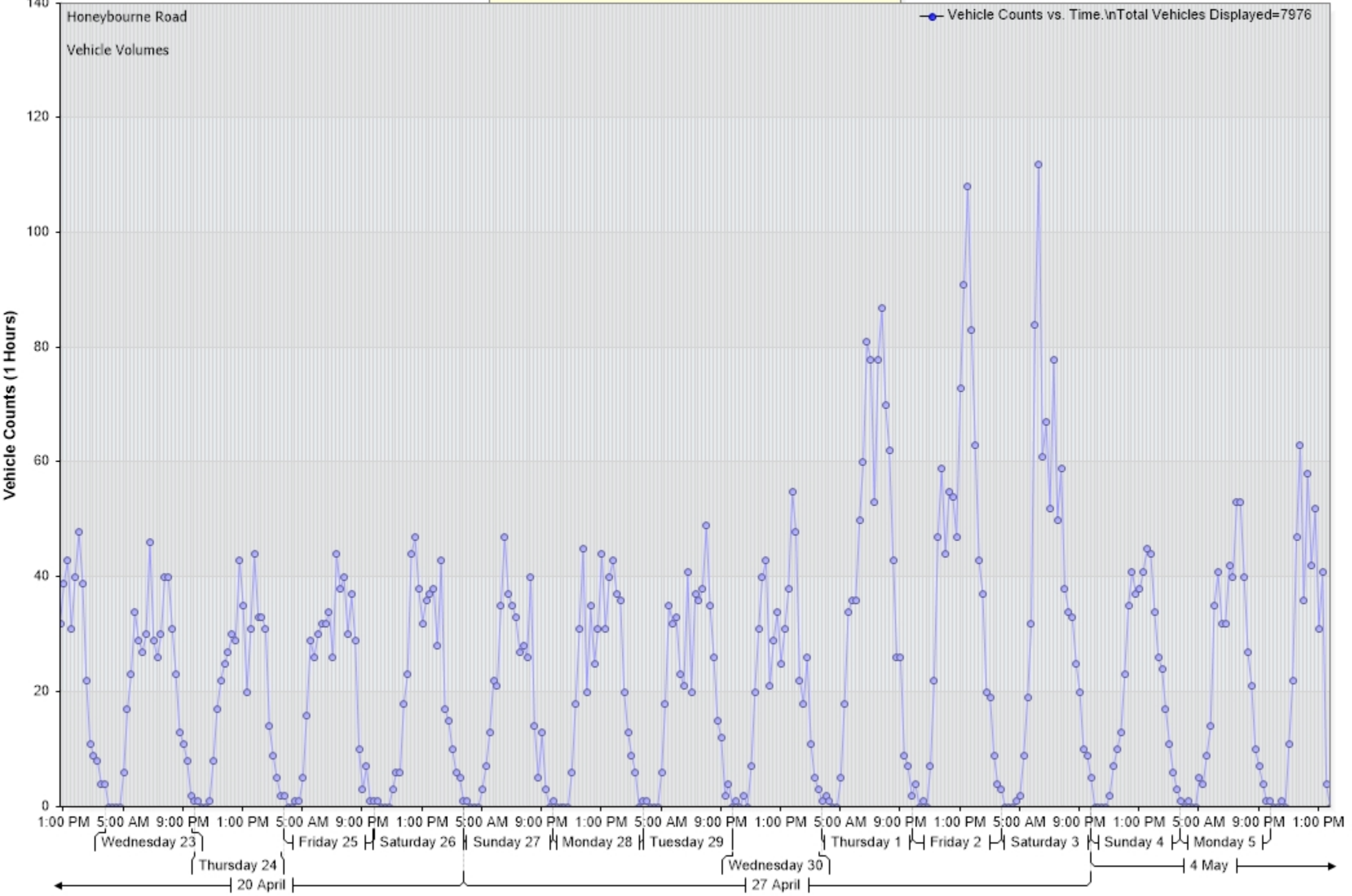
Zoom help

### Average Vehicle Speed (MPH) vs. Time [Honeybourne Road:Incoming]



Zoom help

### Vehicle Counts vs. Time [Honeybourne Road: Incoming]



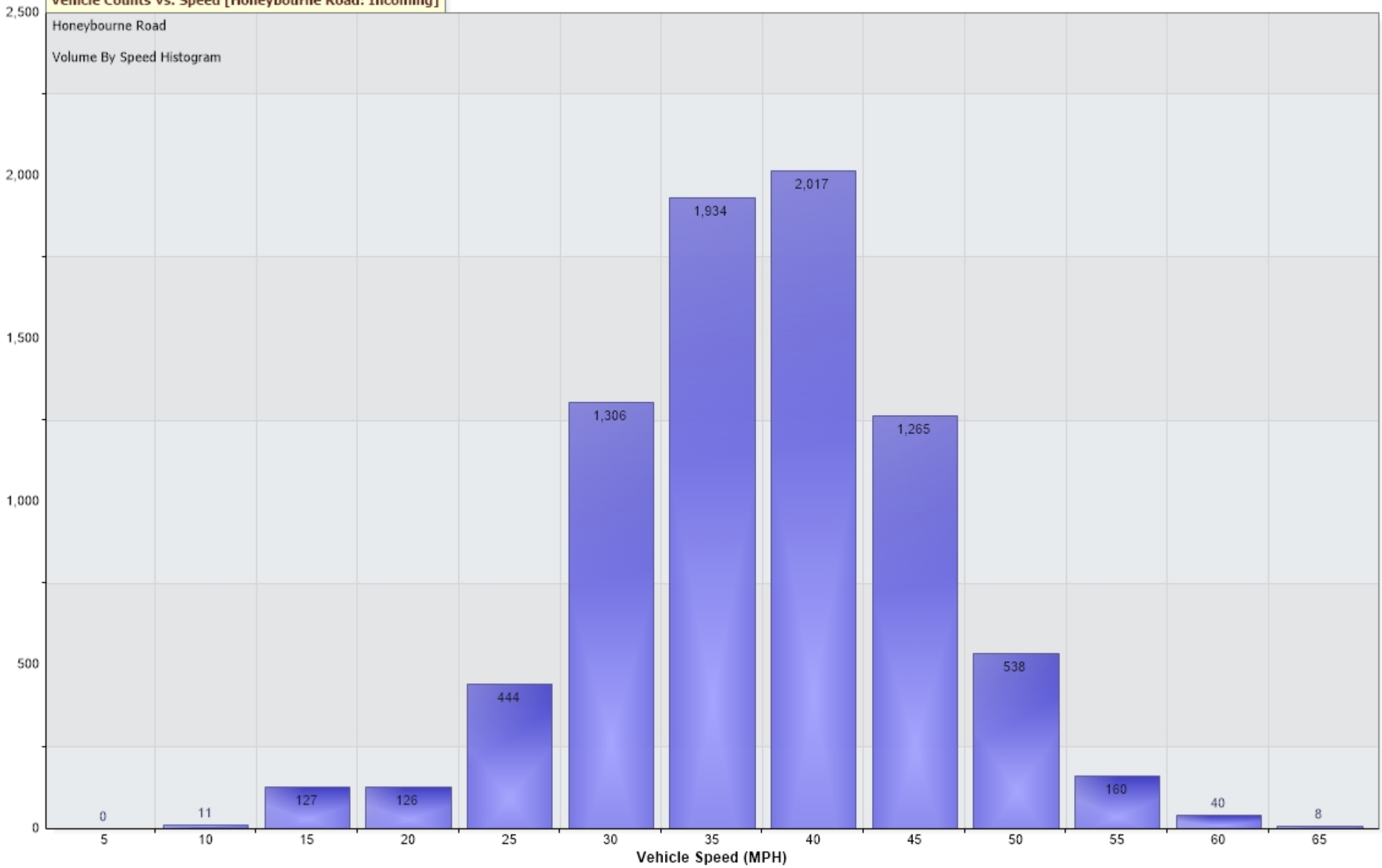
Vehicle Counts Vs. Speed [Honeybourne Road: Incoming]

Honeybourne Road

Volume By Speed Histogram

7,976 Counts

Vehicle Counts



Percentile Counts Vs. Speed for [Honeybourne Road: Incoming]

Honeybourne Road  
85th Pct Speed=43.2 MPH  
Vehicles in data=7976  
22/04/2025 11:00:00 to 06/05/2025 14:59:59

