

For Project: Back Lane
 Project Notes:
 Location/Name: Incoming
 Report Generated: 01/11/2025 10:50:56
 Speed Intervals: 5 MPH
 Time Intervals: Instant
 Traffic Report From: 18/10/2025 11:00:00 through 31/10/2025 15:59:59
 85th Percentile Speed: 32.2 MPH
 85th Percentile Vehicles: 5820
 Max Speed: 50 MPH on 20/10/2025 20:15:00
 Total Vehicles: 6847
 AADT: 518

Volumes - weekly counts

Time	5 Day	7 Day
Average Daily	549	488
AM Peak 07:00	38	38
PM Peak 16:00	54	46

Speed

Speed Limit: 30
 85th Percentile Speed: 32.2
 50th Percentile Speed: 25.7
 10 MPH Pace Interval: 20.0 MPH to 30.0 MPH
 Average Speed: 25.97

	Monday	Tuesday	Wednesday	Thursday	Friday	Saturday	Sunday
Count over limit	246	245	240	271	245	138	146
% over limit	24.3	21.3	20.2	22.0	26.9	20.2	21.9
Avg Speeder	34.2	33.9	34.1	33.9	34.0	33.8	33.9
Avg Speed	18.7	17.3	16.5	17.0	18.3	18.4	19.1

Day/Time Ending	85th pctl (MPH)	85th pctl cnts	Total Cnts	Max Speed	Avg Speeder	% Speeders	Avg Speed
18/10/2025 12:00:00	29.4	31	36	40	33.8	11.1%	23.8
18/10/2025 13:00:00	32.0	28	33	45	34.6	21.2%	26.3
18/10/2025 14:00:00	31.2	23	27	40	33.5	18.5%	26.5
18/10/2025 15:00:00	31.7	30	35	40	33.2	20.0%	25.6
18/10/2025 16:00:00	32.5	42	50	45	34.0	26.0%	25.5
18/10/2025 17:00:00	31.7	20	23	45	35.0	17.4%	25.0
18/10/2025 18:00:00	33.0	18	21	40	33.3	28.6%	26.4
18/10/2025 19:00:00	33.8	14	16	40	33.5	31.3%	26.5
18/10/2025 20:00:00	28.3	5	6	30	0.0	0.0%	24.5
18/10/2025 21:00:00	28.3	5	6	30	0.0	0.0%	23.7
18/10/2025 22:00:00	25.0	6	7	30	0.0	0.0%	18.6
18/10/2025 23:00:00	33.3	8	9	35	32.5	33.3%	24.9
19/10/2025 00:00:00	35.0	2	2	35	32.5	100.0%	32.0
19/10/2025 01:00:00	30.0	1	1	30	0.0	0.0%	27.0
19/10/2025 02:00:00	30.0	1	1	30	0.0	0.0%	27.0
19/10/2025 03:00:00	20.0	1	1	20	0.0	0.0%	17.0
19/10/2025 04:00:00	30.0	1	1	30	0.0	0.0%	27.0
19/10/2025 05:00:00	35.0	3	3	35	32.5	66.7%	30.3
19/10/2025 06:00:00	0.0	0	0	0	0.0	0.0%	0.0
19/10/2025 07:00:00	30.0	4	5	40	37.5	20.0%	26.2
19/10/2025 08:00:00	22.5	3	4	25	0.0	0.0%	18.3
19/10/2025 09:00:00	33.1	17	20	35	32.5	40.0%	26.4
19/10/2025 10:00:00	32.1	32	38	40	33.6	23.7%	23.7
19/10/2025 11:00:00	30.8	32	38	40	33.2	18.4%	27.2
19/10/2025 12:00:00	30.7	32	38	35	32.5	18.4%	25.1
19/10/2025 13:00:00	35.0	27	32	45	35.8	28.1%	25.6
19/10/2025 14:00:00	33.6	18	21	40	33.1	38.1%	28.4
19/10/2025 15:00:00	33.3	21	25	45	35.8	24.0%	27.2
19/10/2025 16:00:00	34.3	23	27	40	34.0	37.0%	27.4
19/10/2025 17:00:00	29.5	18	21	40	35.0	9.5%	25.3
19/10/2025 18:00:00	35.0	8	9	40	35.0	22.2%	23.8
19/10/2025 19:00:00	32.5	7	8	35	32.5	25.0%	23.9
19/10/2025 20:00:00	32.5	7	8	35	32.5	25.0%	26.0
19/10/2025 21:00:00	35.0	7	8	40	35.0	25.0%	27.1
19/10/2025 22:00:00	28.3	6	7	30	0.0	0.0%	22.7
19/10/2025 23:00:00	35.0	2	2	35	32.5	50.0%	29.5
20/10/2025 00:00:00	0.0	0	0	0	0.0	0.0%	0.0
20/10/2025 01:00:00	0.0	0	0	0	0.0	0.0%	0.0
20/10/2025 02:00:00	0.0	0	0	0	0.0	0.0%	0.0
20/10/2025 03:00:00	0.0	0	0	0	0.0	0.0%	0.0
20/10/2025 04:00:00	40.0	3	3	40	35.0	66.7%	32.0
20/10/2025 05:00:00	32.5	4	5	35	32.5	40.0%	29.0
20/10/2025 06:00:00	36.7	8	10	40	37.5	30.0%	27.5
20/10/2025 07:00:00	32.8	32	38	40	33.4	28.9%	27.1
20/10/2025 08:00:00	33.8	37	43	40	34.2	27.9%	26.8
20/10/2025 09:00:00	31.2	26	30	40	33.5	16.7%	25.8
20/10/2025 10:00:00	31.2	34	40	35	32.5	20.0%	25.1

Incoming Summary
Back Lane

from Sat-Oct-18-2025-11-00-AM to Fri-Oct-31-2025-03-59-PM

20/10/2025 11:00:00	33.8	20	23	45	35.0	26.1%	25.8
20/10/2025 12:00:00	31.7	29	34	40	35.0	17.6%	26.2
20/10/2025 13:00:00	33.0	24	28	40	33.9	25.0%	27.1
20/10/2025 14:00:00	34.3	28	33	45	35.2	33.3%	28.0
20/10/2025 15:00:00	34.0	36	42	45	34.3	33.3%	27.0
20/10/2025 16:00:00	33.1	42	49	45	35.0	24.5%	25.9
20/10/2025 17:00:00	32.1	42	50	40	34.3	22.0%	26.5
20/10/2025 18:00:00	33.0	26	31	40	33.0	35.5%	27.1
20/10/2025 19:00:00	31.7	18	21	40	33.8	19.0%	25.3
20/10/2025 20:00:00	30.0	4	5	35	32.5	20.0%	24.0
20/10/2025 21:00:00	35.0	11	13	50	39.2	23.1%	26.4
20/10/2025 22:00:00	28.8	5	6	30	0.0	0.0%	25.5
20/10/2025 23:00:00	0.0	0	0	0	0.0	0.0%	0.0
21/10/2025 00:00:00	40.0	2	2	40	35.0	100.0%	34.5
21/10/2025 01:00:00	0.0	0	0	0	0.0	0.0%	0.0
21/10/2025 02:00:00	0.0	0	0	0	0.0	0.0%	0.0
21/10/2025 03:00:00	0.0	0	0	0	0.0	0.0%	0.0
21/10/2025 04:00:00	35.0	1	1	35	32.5	100.0%	32.0
21/10/2025 05:00:00	35.0	6	7	40	35.0	28.6%	24.9
21/10/2025 06:00:00	36.7	12	14	40	34.6	50.0%	30.0
21/10/2025 07:00:00	32.5	36	42	40	33.5	23.8%	26.0
21/10/2025 08:00:00	34.4	39	46	40	34.5	32.6%	27.3
21/10/2025 09:00:00	31.0	30	35	40	33.3	17.1%	24.8
21/10/2025 10:00:00	29.4	21	25	40	34.2	12.0%	23.6
21/10/2025 11:00:00	31.2	22	26	40	33.5	19.2%	25.3
21/10/2025 12:00:00	33.3	26	30	45	35.8	20.0%	26.7
21/10/2025 13:00:00	32.0	28	33	40	33.9	21.2%	26.6
21/10/2025 14:00:00	32.1	37	43	40	33.6	20.9%	26.2
21/10/2025 15:00:00	29.8	51	60	40	33.8	13.3%	25.6
21/10/2025 16:00:00	32.3	57	67	45	33.8	23.9%	26.5
21/10/2025 17:00:00	35.0	60	70	45	34.9	35.7%	27.6
21/10/2025 18:00:00	31.0	31	37	40	33.9	18.9%	25.5
21/10/2025 19:00:00	32.0	17	20	35	32.5	25.0%	25.9
21/10/2025 20:00:00	35.0	11	13	40	35.0	30.8%	27.0
21/10/2025 21:00:00	30.0	5	6	35	32.5	16.7%	23.7
21/10/2025 22:00:00	25.0	2	2	25	0.0	0.0%	19.5
21/10/2025 23:00:00	0.0	0	0	0	0.0	0.0%	0.0
22/10/2025 00:00:00	30.0	1	1	30	0.0	0.0%	27.0
22/10/2025 01:00:00	0.0	0	0	0	0.0	0.0%	0.0
22/10/2025 02:00:00	0.0	0	0	0	0.0	0.0%	0.0
22/10/2025 03:00:00	35.0	1	1	35	32.5	100.0%	32.0
22/10/2025 04:00:00	40.0	2	2	40	37.5	50.0%	32.0
22/10/2025 05:00:00	30.0	5	6	40	37.5	16.7%	27.2
22/10/2025 06:00:00	35.0	9	11	50	36.5	45.5%	29.8
22/10/2025 07:00:00	32.1	31	37	40	33.6	24.3%	26.4
22/10/2025 08:00:00	35.0	52	61	40	35.1	27.9%	26.2
22/10/2025 09:00:00	30.0	40	47	40	33.9	14.9%	23.9
22/10/2025 10:00:00	33.0	34	40	40	33.3	30.0%	26.5

22/10/2025 11:00:00	29.6	38	45	40	34.2	13.3%	24.4
22/10/2025 12:00:00	33.1	36	42	40	33.9	26.2%	25.7
22/10/2025 13:00:00	34.4	29	34	45	34.4	38.2%	28.0
22/10/2025 14:00:00	31.7	40	47	40	33.0	21.3%	25.4
22/10/2025 15:00:00	29.8	55	65	45	33.6	13.8%	25.7
22/10/2025 16:00:00	32.8	54	63	40	34.3	22.2%	25.5
22/10/2025 17:00:00	33.0	54	63	45	35.8	19.0%	26.3
22/10/2025 18:00:00	30.0	31	37	40	35.8	16.2%	25.6
22/10/2025 19:00:00	29.2	19	22	35	32.5	9.1%	23.8
22/10/2025 20:00:00	29.3	18	21	35	32.5	9.5%	23.4
22/10/2025 21:00:00	25.0	4	5	30	0.0	0.0%	20.2
22/10/2025 22:00:00	35.0	5	6	40	35.0	33.3%	26.2
22/10/2025 23:00:00	20.0	1	1	20	0.0	0.0%	17.0
23/10/2025 00:00:00	0.0	0	0	0	0.0	0.0%	0.0
23/10/2025 01:00:00	0.0	0	0	0	0.0	0.0%	0.0
23/10/2025 02:00:00	0.0	0	0	0	0.0	0.0%	0.0
23/10/2025 03:00:00	0.0	0	0	0	0.0	0.0%	0.0
23/10/2025 04:00:00	40.0	1	1	40	37.5	100.0%	37.0
23/10/2025 05:00:00	35.0	3	4	40	35.0	50.0%	25.8
23/10/2025 06:00:00	35.0	5	6	40	35.0	33.3%	24.5
23/10/2025 07:00:00	32.3	40	47	40	32.9	25.5%	26.6
23/10/2025 08:00:00	33.3	39	46	40	34.8	23.9%	26.4
23/10/2025 09:00:00	30.0	36	42	40	33.3	14.3%	23.9
23/10/2025 10:00:00	29.4	40	47	40	33.5	10.6%	23.9
23/10/2025 11:00:00	33.0	38	45	40	35.0	22.2%	26.4
23/10/2025 12:00:00	31.9	39	46	50	34.5	21.7%	25.2
23/10/2025 13:00:00	31.4	32	38	40	33.1	21.1%	24.4
23/10/2025 14:00:00	33.0	34	40	40	33.3	30.0%	26.1
23/10/2025 15:00:00	32.0	54	63	45	34.0	20.6%	25.8
23/10/2025 16:00:00	33.8	49	58	40	34.2	31.0%	27.1
23/10/2025 17:00:00	31.5	57	67	40	32.9	20.9%	25.3
23/10/2025 18:00:00	31.2	38	45	40	33.1	20.0%	24.9
23/10/2025 19:00:00	33.0	23	27	40	33.9	25.9%	26.1
23/10/2025 20:00:00	30.0	6	7	35	32.5	14.3%	24.1
23/10/2025 21:00:00	33.3	13	15	50	36.3	26.7%	26.5
23/10/2025 22:00:00	28.8	5	6	30	0.0	0.0%	23.8
23/10/2025 23:00:00	33.3	8	9	35	32.5	33.3%	26.0
24/10/2025 00:00:00	25.0	1	1	25	0.0	0.0%	22.0
24/10/2025 01:00:00	0.0	0	0	0	0.0	0.0%	0.0
24/10/2025 02:00:00	0.0	0	0	0	0.0	0.0%	0.0
24/10/2025 03:00:00	0.0	0	0	0	0.0	0.0%	0.0
24/10/2025 04:00:00	0.0	0	0	0	0.0	0.0%	0.0
24/10/2025 05:00:00	20.0	4	5	30	0.0	0.0%	16.2
24/10/2025 06:00:00	32.5	9	11	40	34.2	27.3%	24.5
24/10/2025 07:00:00	33.3	34	40	45	35.0	25.0%	26.6
24/10/2025 08:00:00	32.2	41	48	40	33.4	22.9%	24.9
24/10/2025 09:00:00	31.4	30	35	35	32.5	20.0%	25.2
24/10/2025 10:00:00	33.0	39	46	40	33.7	28.3%	25.8

Incoming Summary
Back Lane

from Sat-Oct-18-2025-11-00-AM to Fri-Oct-31-2025-03-59-PM

24/10/2025 11:00:00	31.1	42	50	45	33.5	20.0%	24.6
24/10/2025 12:00:00	33.9	35	41	40	34.0	31.7%	26.9
24/10/2025 13:00:00	33.6	41	48	45	34.2	31.3%	26.0
24/10/2025 14:00:00	32.9	40	47	45	35.2	23.4%	25.9
24/10/2025 15:00:00	33.8	52	61	40	33.7	34.4%	27.1
24/10/2025 16:00:00	32.2	42	49	45	33.9	22.4%	26.0
24/10/2025 17:00:00	33.8	34	40	40	34.2	30.0%	26.6
24/10/2025 18:00:00	32.5	34	40	40	33.0	27.5%	25.4
24/10/2025 19:00:00	30.0	12	14	35	32.5	14.3%	25.4
24/10/2025 20:00:00	32.5	9	11	40	34.2	27.3%	26.2
24/10/2025 21:00:00	28.3	9	11	45	42.5	9.1%	24.5
24/10/2025 22:00:00	32.5	4	5	35	32.5	40.0%	26.0
24/10/2025 23:00:00	25.0	3	4	30	0.0	0.0%	23.5
25/10/2025 00:00:00	30.0	1	1	30	0.0	0.0%	27.0
25/10/2025 01:00:00	0.0	0	0	0	0.0	0.0%	0.0
25/10/2025 02:00:00	0.0	0	0	0	0.0	0.0%	0.0
25/10/2025 03:00:00	0.0	0	0	0	0.0	0.0%	0.0
25/10/2025 04:00:00	0.0	0	0	0	0.0	0.0%	0.0
25/10/2025 05:00:00	35.0	3	3	35	32.5	33.3%	29.0
25/10/2025 06:00:00	20.0	1	1	20	0.0	0.0%	17.0
25/10/2025 07:00:00	33.3	8	9	35	32.5	33.3%	26.0
25/10/2025 08:00:00	32.5	16	19	40	35.0	21.1%	26.5
25/10/2025 09:00:00	33.0	26	30	40	33.9	23.3%	25.2
25/10/2025 10:00:00	32.5	26	30	40	33.2	23.3%	26.2
25/10/2025 11:00:00	29.3	36	42	40	33.8	9.5%	24.2
25/10/2025 12:00:00	33.8	31	37	40	35.3	24.3%	26.9
25/10/2025 13:00:00	32.5	37	43	40	33.5	23.3%	25.9
25/10/2025 14:00:00	30.7	31	37	35	32.5	18.9%	25.4
25/10/2025 15:00:00	34.2	26	31	45	35.0	32.3%	27.4
25/10/2025 16:00:00	31.0	26	30	35	32.5	16.7%	25.4
25/10/2025 17:00:00	32.0	19	22	35	32.5	22.7%	26.1
25/10/2025 18:00:00	30.0	23	27	40	33.8	14.8%	24.6
25/10/2025 19:00:00	30.0	14	17	50	37.5	17.6%	24.8
25/10/2025 20:00:00	26.7	9	11	30	0.0	0.0%	22.6
25/10/2025 21:00:00	32.5	6	7	35	32.5	28.6%	26.4
25/10/2025 22:00:00	27.5	9	11	30	0.0	0.0%	23.6
25/10/2025 23:00:00	30.0	3	4	35	32.5	25.0%	27.0
26/10/2025 00:00:00	0.0	0	0	0	0.0	0.0%	0.0
26/10/2025 01:00:00	25.0	3	4	35	32.5	25.0%	20.8
26/10/2025 02:00:00	25.0	1	1	25	0.0	0.0%	22.0
26/10/2025 03:00:00	0.0	0	0	0	0.0	0.0%	0.0
26/10/2025 04:00:00	0.0	0	0	0	0.0	0.0%	0.0
26/10/2025 05:00:00	40.0	2	2	40	37.5	50.0%	32.0
26/10/2025 06:00:00	35.0	3	3	35	32.5	33.3%	29.0
26/10/2025 07:00:00	35.0	1	1	35	32.5	100.0%	32.0
26/10/2025 08:00:00	30.0	3	4	35	32.5	25.0%	28.5
26/10/2025 09:00:00	35.0	4	5	40	34.2	60.0%	30.0
26/10/2025 10:00:00	28.8	20	23	40	37.5	4.3%	23.9

Incoming Summary
Back Lane

from Sat-Oct-18-2025-11-00-AM to Fri-Oct-31-2025-03-59-PM

26/10/2025 11:00:00	32.1	29	34	45	33.8	23.5%	26.0
26/10/2025 12:00:00	31.7	24	28	40	34.5	17.9%	25.8
26/10/2025 13:00:00	32.5	39	46	45	34.3	23.9%	25.6
26/10/2025 14:00:00	30.7	37	44	40	33.1	18.2%	24.2
26/10/2025 15:00:00	31.7	28	33	40	35.0	18.2%	24.2
26/10/2025 16:00:00	29.7	33	39	40	33.5	12.8%	24.8
26/10/2025 17:00:00	33.8	20	23	45	35.0	26.1%	26.5
26/10/2025 18:00:00	28.0	16	19	35	32.5	5.3%	22.6
26/10/2025 19:00:00	30.0	15	18	35	32.5	16.7%	23.5
26/10/2025 20:00:00	32.5	10	12	35	32.5	33.3%	25.3
26/10/2025 21:00:00	25.0	6	7	40	37.5	14.3%	23.7
26/10/2025 22:00:00	40.0	2	2	40	37.5	50.0%	32.0
26/10/2025 23:00:00	20.0	2	2	20	0.0	0.0%	14.5
27/10/2025 00:00:00	0.0	0	0	0	0.0	0.0%	0.0
27/10/2025 01:00:00	30.0	2	2	30	0.0	0.0%	24.5
27/10/2025 02:00:00	25.0	2	2	25	0.0	0.0%	17.0
27/10/2025 03:00:00	0.0	0	0	0	0.0	0.0%	0.0
27/10/2025 04:00:00	0.0	0	0	0	0.0	0.0%	0.0
27/10/2025 05:00:00	35.0	2	2	35	32.5	50.0%	29.5
27/10/2025 06:00:00	30.0	6	7	35	32.5	14.3%	20.9
27/10/2025 07:00:00	38.0	12	14	40	35.3	64.3%	31.4
27/10/2025 08:00:00	33.0	22	26	40	33.9	26.9%	27.3
27/10/2025 09:00:00	33.8	20	23	40	34.2	26.1%	26.5
27/10/2025 10:00:00	31.2	19	22	35	32.5	18.2%	24.6
27/10/2025 11:00:00	31.0	35	41	40	33.9	17.1%	23.9
27/10/2025 12:00:00	31.2	31	37	45	35.4	18.9%	25.2
27/10/2025 13:00:00	32.0	35	41	40	34.4	19.5%	26.0
27/10/2025 14:00:00	32.5	35	41	45	36.3	19.5%	26.2
27/10/2025 15:00:00	32.0	26	31	40	33.9	22.6%	25.8
27/10/2025 16:00:00	32.5	32	38	40	33.0	28.9%	26.9
27/10/2025 17:00:00	33.3	42	49	40	34.0	26.5%	25.7
27/10/2025 18:00:00	33.0	50	59	40	34.2	25.4%	25.8
27/10/2025 19:00:00	31.2	26	30	40	33.5	16.7%	24.0
27/10/2025 20:00:00	29.4	15	18	35	32.5	11.1%	25.3
27/10/2025 21:00:00	32.5	10	12	40	34.2	25.0%	25.9
27/10/2025 22:00:00	30.0	6	7	35	32.5	14.3%	24.4
27/10/2025 23:00:00	27.5	3	4	30	0.0	0.0%	24.8
28/10/2025 00:00:00	0.0	0	0	0	0.0	0.0%	0.0
28/10/2025 01:00:00	30.0	1	1	30	0.0	0.0%	27.0
28/10/2025 02:00:00	35.0	2	2	35	32.5	100.0%	32.0
28/10/2025 03:00:00	0.0	0	0	0	0.0	0.0%	0.0
28/10/2025 04:00:00	0.0	0	0	0	0.0	0.0%	0.0
28/10/2025 05:00:00	40.0	3	3	40	35.0	66.7%	30.3
28/10/2025 06:00:00	37.5	6	7	40	35.0	57.1%	30.0
28/10/2025 07:00:00	34.0	11	13	40	33.3	46.2%	26.7
28/10/2025 08:00:00	35.0	26	30	45	35.3	30.0%	26.8
28/10/2025 09:00:00	32.1	21	25	35	32.5	28.0%	26.2
28/10/2025 10:00:00	30.0	24	28	35	32.5	14.3%	23.7

Incoming Summary
Back Lane

from Sat-Oct-18-2025-11-00-AM to Fri-Oct-31-2025-03-59-PM

28/10/2025 11:00:00	31.1	38	45	35	32.5	20.0%	25.1
28/10/2025 12:00:00	29.1	37	44	40	33.8	9.1%	24.7
28/10/2025 13:00:00	29.8	52	61	40	33.1	13.1%	25.0
28/10/2025 14:00:00	32.5	36	42	40	33.5	23.8%	25.2
28/10/2025 15:00:00	32.9	24	28	40	33.1	28.6%	27.4
28/10/2025 16:00:00	29.3	53	62	40	33.2	11.3%	23.5
28/10/2025 17:00:00	32.0	46	54	45	36.0	18.5%	26.2
28/10/2025 18:00:00	28.7	48	57	40	33.8	7.0%	24.4
28/10/2025 19:00:00	32.5	23	27	45	33.9	25.9%	25.0
28/10/2025 20:00:00	28.8	10	12	35	32.5	8.3%	24.7
28/10/2025 21:00:00	32.5	10	12	35	32.5	33.3%	26.3
28/10/2025 22:00:00	30.0	8	9	40	37.5	11.1%	25.0
28/10/2025 23:00:00	30.0	8	9	35	32.5	11.1%	25.9
29/10/2025 00:00:00	30.0	2	2	30	0.0	0.0%	24.5
29/10/2025 01:00:00	0.0	0	0	0	0.0	0.0%	0.0
29/10/2025 02:00:00	30.0	3	3	30	0.0	0.0%	22.0
29/10/2025 03:00:00	0.0	0	0	0	0.0	0.0%	0.0
29/10/2025 04:00:00	0.0	0	0	0	0.0	0.0%	0.0
29/10/2025 05:00:00	40.0	2	2	40	37.5	50.0%	29.5
29/10/2025 06:00:00	35.0	6	7	40	33.8	57.1%	27.7
29/10/2025 07:00:00	36.7	9	11	40	35.0	54.5%	30.4
29/10/2025 08:00:00	34.0	22	26	40	34.4	30.8%	26.1
29/10/2025 09:00:00	33.3	28	33	40	33.4	33.3%	25.2
29/10/2025 10:00:00	29.2	32	38	35	32.5	7.9%	24.6
29/10/2025 11:00:00	29.0	21	25	40	34.2	12.0%	22.6
29/10/2025 12:00:00	29.6	29	34	35	32.5	11.8%	24.6
29/10/2025 13:00:00	32.5	26	31	50	36.1	22.6%	26.6
29/10/2025 14:00:00	30.8	33	39	40	33.2	17.9%	25.7
29/10/2025 15:00:00	30.0	34	40	40	34.2	15.0%	23.9
29/10/2025 16:00:00	29.4	43	51	35	32.5	11.8%	24.7
29/10/2025 17:00:00	31.2	50	59	40	33.9	18.6%	24.9
29/10/2025 18:00:00	30.5	49	58	35	32.5	17.2%	24.9
29/10/2025 19:00:00	29.4	28	33	40	33.8	12.1%	24.2
29/10/2025 20:00:00	31.7	12	14	35	32.5	21.4%	23.9
29/10/2025 21:00:00	33.3	12	14	40	33.8	28.6%	26.4
29/10/2025 22:00:00	30.0	6	7	35	32.5	14.3%	24.9
29/10/2025 23:00:00	30.0	5	6	40	37.5	16.7%	25.5
30/10/2025 00:00:00	30.0	2	2	30	0.0	0.0%	27.0
30/10/2025 01:00:00	30.0	3	3	30	0.0	0.0%	22.0
30/10/2025 02:00:00	35.0	2	2	35	32.5	100.0%	32.5
30/10/2025 03:00:00	0.0	0	0	0	0.0	0.0%	0.0
30/10/2025 04:00:00	30.0	1	1	30	0.0	0.0%	27.0
30/10/2025 05:00:00	45.0	2	2	45	42.5	50.0%	34.5
30/10/2025 06:00:00	40.0	3	3	40	35.0	66.7%	30.3
30/10/2025 07:00:00	35.0	10	12	40	34.5	41.7%	26.7
30/10/2025 08:00:00	35.0	20	24	45	34.4	54.2%	30.3
30/10/2025 09:00:00	31.2	15	18	35	32.5	22.2%	26.6
30/10/2025 10:00:00	31.7	37	43	40	33.8	18.6%	25.3

Incoming Summary
Back Lane

from Sat-Oct-18-2025-11-00-AM to Fri-Oct-31-2025-03-59-PM

30/10/2025 11:00:00	29.7	45	53	40	33.2	13.2%	24.3
30/10/2025 12:00:00	29.2	30	35	35	32.5	8.6%	24.3
30/10/2025 13:00:00	32.7	37	43	40	32.9	27.9%	25.3
30/10/2025 14:00:00	32.5	34	40	45	34.0	25.0%	26.4
30/10/2025 15:00:00	29.5	31	37	35	32.5	10.8%	25.6
30/10/2025 16:00:00	32.5	42	49	40	33.9	22.4%	26.8
30/10/2025 17:00:00	29.8	45	53	40	34.6	13.2%	25.6
30/10/2025 18:00:00	32.5	62	73	45	34.7	21.9%	25.5
30/10/2025 19:00:00	33.3	28	33	50	35.3	27.3%	25.8
30/10/2025 20:00:00	35.0	13	15	40	35.0	26.7%	26.5
30/10/2025 21:00:00	28.3	15	18	35	32.5	5.6%	23.0
30/10/2025 22:00:00	35.0	7	8	40	34.2	37.5%	27.8
30/10/2025 23:00:00	30.0	7	8	35	32.5	12.5%	22.1
31/10/2025 00:00:00	25.0	1	1	25	0.0	0.0%	22.0
31/10/2025 01:00:00	27.5	3	4	30	0.0	0.0%	24.8
31/10/2025 02:00:00	0.0	0	0	0	0.0	0.0%	0.0
31/10/2025 03:00:00	0.0	0	0	0	0.0	0.0%	0.0
31/10/2025 04:00:00	0.0	0	0	0	0.0	0.0%	0.0
31/10/2025 05:00:00	0.0	0	0	0	0.0	0.0%	0.0
31/10/2025 06:00:00	40.0	1	1	40	37.5	100.0%	37.0
31/10/2025 07:00:00	36.7	10	12	40	35.5	41.7%	28.8
31/10/2025 08:00:00	34.0	29	34	40	34.7	26.5%	26.2
31/10/2025 09:00:00	31.7	17	20	40	33.8	20.0%	25.6
31/10/2025 10:00:00	32.2	32	38	40	33.0	26.3%	26.2
31/10/2025 11:00:00	32.5	31	36	40	33.1	25.0%	25.4
31/10/2025 12:00:00	32.5	22	26	45	36.5	19.2%	25.8
31/10/2025 13:00:00	32.0	23	27	40	33.3	22.2%	26.1
31/10/2025 14:00:00	34.5	30	35	40	33.8	42.9%	28.3
31/10/2025 15:00:00	34.5	39	46	45	34.6	37.0%	27.8
31/10/2025 16:00:00	34.0	21	25	45	35.0	32.0%	26.2

Day/Time Ending	85th pctl (MPH)	85th pctl cnts	Total Cnts	Max Speed	Avg Speeder	% Speeders	Avg Speed
19/10/2025 00:00:00	31.7	230	271	45	33.8	20.7%	25.3
20/10/2025 00:00:00	32.5	270	318	45	33.8	24.5%	25.9
21/10/2025 00:00:00	33.0	430	506	50	34.3	25.9%	26.5
22/10/2025 00:00:00	32.6	491	578	45	34.1	23.7%	26.2
23/10/2025 00:00:00	32.3	558	656	50	34.4	21.3%	25.7
24/10/2025 00:00:00	32.2	561	660	50	33.9	22.4%	25.6
25/10/2025 00:00:00	32.7	516	607	45	33.9	25.7%	25.8
26/10/2025 00:00:00	31.6	349	411	50	33.8	20.0%	25.6
27/10/2025 00:00:00	31.6	298	350	45	34.0	19.4%	25.0
28/10/2025 00:00:00	32.4	430	506	45	34.2	22.7%	25.7
29/10/2025 00:00:00	31.3	487	573	45	33.7	18.8%	25.3
30/10/2025 00:00:00	31.3	453	533	50	33.8	18.8%	25.0
31/10/2025 00:00:00	32.0	488	574	50	34.0	21.4%	25.8
31/10/2025 15:59:59	33.5	258	304	45	34.2	29.3%	26.6

Incoming Weekly Counts
Back Lane

from Sat-Oct-18-2025-11-00-AM to Fri-Oct-31-2025-03-59-PM

	13/10/2025	to	19/10/2025							
	Monday	Tuesday	Wednesday	Thursday	Friday	Saturday	Sunday	Week	Weekend	Week Day 85%
Hour	13/10/2025	14/10/2025	15/10/2025	16/10/2025	17/10/2025	18/10/2025	19/10/2025	Day Avg	Avg	Avg Speed
0 - 1	*	*	*	*	*	*	1	0	1	0
1 - 2	*	*	*	*	*	*	1	0	1	0
2 - 3	*	*	*	*	*	*	1	0	1	0
3 - 4	*	*	*	*	*	*	1	0	1	0
4 - 5	*	*	*	*	*	*	3	0	3	0
5 - 6	*	*	*	*	*	*	0	0	0	0
6 - 7	*	*	*	*	*	*	5	0	5	0
7 - 8	*	*	*	*	*	*	4	0	4	0
8 - 9	*	*	*	*	*	*	20	0	20	0
9 - 10	*	*	*	*	*	*	38	0	38	0
10 - 11	*	*	*	*	*	*	38	0	38	0
11 - 12	*	*	*	*	*	36	38	0	37	0
12 - 13	*	*	*	*	*	33	32	0	32.5	0
13 - 14	*	*	*	*	*	27	21	0	24	0
14 - 15	*	*	*	*	*	35	25	0	30	0
15 - 16	*	*	*	*	*	50	27	0	38.5	0
16 - 17	*	*	*	*	*	23	21	0	22	0
17 - 18	*	*	*	*	*	21	9	0	15	0
18 - 19	*	*	*	*	*	16	8	0	12	0
19 - 20	*	*	*	*	*	6	8	0	7	0
20 - 21	*	*	*	*	*	6	8	0	7	0
21 - 22	*	*	*	*	*	7	7	0	7	0
22 - 23	*	*	*	*	*	9	2	0	5.5	0
23 - 24	*	*	*	*	*	2	0	0	1	0
Totals	0	0	0	0	0	271	318			
% of Total	0%	0%	0%	0%	0%	46.01%	53.99%			

Incoming Weekly Counts
Back Lane

from Sat-Oct-18-2025-11-00-AM to Fri-Oct-31-2025-03-59-PM

	20/10/2025	to	26/10/2025							
	Monday	Tuesday	Wednesday	Thursday	Friday	Saturday	Sunday	Week	Weekend	Week Day 85%
Hour	20/10/2025	21/10/2025	22/10/2025	23/10/2025	24/10/2025	25/10/2025	26/10/2025	Day Avg	Avg	Avg Speed
0 - 1	0	0	0	0	0	0	4	0	2	0
1 - 2	0	0	0	0	0	0	1	0	0.5	0
2 - 3	0	0	1	0	0	0	0	0.2	0	35
3 - 4	3	1	2	1	0	0	0	1.4	0	38.75
4 - 5	5	7	6	4	5	3	2	5.4	2.5	30.5
5 - 6	10	14	11	6	11	1	3	10.4	2	35.18
6 - 7	38	42	37	47	40	9	1	40.8	5	32.6
7 - 8	43	46	61	46	48	19	4	48.8	11.5	33.74
8 - 9	30	35	47	42	35	30	5	37.8	17.5	30.72
9 - 10	40	25	40	47	46	30	23	39.6	26.5	31.2
10 - 11	23	26	45	45	50	42	34	37.8	38	31.74
11 - 12	34	30	42	46	41	37	28	38.6	32.5	32.78
12 - 13	28	33	34	38	48	43	46	36.2	44.5	32.88
13 - 14	33	43	47	40	47	37	44	42	40.5	32.8
14 - 15	42	60	65	63	61	31	33	58.2	32	31.88
15 - 16	49	67	63	58	49	30	39	57.2	34.5	32.84
16 - 17	50	70	63	67	40	22	23	58	22.5	33.08
17 - 18	31	37	37	45	40	27	19	38	23	31.54
18 - 19	21	20	22	27	14	17	18	20.8	17.5	31.18
19 - 20	5	13	21	7	11	11	12	11.4	11.5	31.36
20 - 21	13	6	5	15	11	7	7	10	7	30.32
21 - 22	6	2	6	6	5	11	2	5	6.5	30.02
22 - 23	0	0	1	9	4	4	2	2.8	3	26.1
23 - 24	2	1	0	1	1	0	0	1	0	31.25
Totals	506	578	656	660	607	411	350			
% of Total	13.43%	15.34%	17.41%	17.52%	16.11%	10.91%	9.29%			

Incoming Weekly Counts
Back Lane

from Sat-Oct-18-2025-11-00-AM to Fri-Oct-31-2025-03-59-PM

	27/10/2025	to	02/11/2025							
	Monday	Tuesday	Wednesday	Thursday	Friday	Saturday	Sunday	Week	Weekend	Week Day 85%
Hour	27/10/2025	28/10/2025	29/10/2025	30/10/2025	31/10/2025	01/11/2025	02/11/2025	Day Avg	Avg	Avg Speed
0 - 1	2	1	0	3	4	*	*	2	0	29.38
1 - 2	2	2	3	2	0	*	*	1.8	0	31.25
2 - 3	0	0	0	0	0	*	*	0	0	0
3 - 4	0	0	0	1	0	*	*	0.2	0	30
4 - 5	2	3	2	2	0	*	*	1.8	0	40
5 - 6	7	7	7	3	1	*	*	5	0	36.5
6 - 7	14	13	11	12	12	*	*	12.4	0	36.08
7 - 8	26	30	26	24	34	*	*	28	0	34.2
8 - 9	23	25	33	18	20	*	*	23.8	0	32.42
9 - 10	22	28	38	43	38	*	*	33.8	0	30.86
10 - 11	41	45	25	53	36	*	*	40	0	30.66
11 - 12	37	44	34	35	26	*	*	35.2	0	30.32
12 - 13	41	61	31	43	27	*	*	40.6	0	31.8
13 - 14	41	42	39	40	35	*	*	39.4	0	32.56
14 - 15	31	28	40	37	46	*	*	36.4	0	31.78
15 - 16	38	62	51	49	25	*	*	45	0	31.54
16 - 17	49	54	59	53	*	*	*	53.75	0	31.58
17 - 18	59	57	58	73	*	*	*	61.75	0	31.18
18 - 19	30	27	33	33	*	*	*	30.75	0	31.6
19 - 20	18	12	14	15	*	*	*	14.75	0	31.22
20 - 21	12	12	14	18	*	*	*	14	0	31.65
21 - 22	7	9	7	8	*	*	*	7.75	0	31.25
22 - 23	4	9	6	8	*	*	*	6.75	0	29.38
23 - 24	0	2	2	1	*	*	*	1.25	0	28.33
Totals	506	573	533	574	304	0	0			
% of Total	20.32%	23.01%	21.41%	23.05%	12.21%	0%	0%			

Incoming Monthly Counts
Back Lane

from Sat-Oct-18-2025-11-00-AM to Fri-Oct-31-2025-03-59-PM

	Oct 2025									
Hour	Monday	Tuesday	Wednesday	Thursday	Friday	Saturday	Sunday	Week Day Avg	Weekend Avg	Week Day 85% Avg Speed
0 - 1	2	1	0	3	4	0	5	2	2.5	29.38
1 - 2	2	2	3	2	0	0	2	1.8	1	31.25
2 - 3	0	0	1	0	0	0	1	0.2	0.5	35
3 - 4	3	1	2	2	0	0	1	1.6	0.5	38.75
4 - 5	7	10	8	6	5	3	5	7.2	4	33.16
5 - 6	17	21	18	9	12	1	3	15.4	2	35.9
6 - 7	52	55	48	59	52	9	6	53.2	7.5	33.8
7 - 8	69	76	87	70	82	19	8	76.8	13.5	34.06
8 - 9	53	60	80	60	55	30	25	61.6	27.5	31.56
9 - 10	62	53	78	90	84	30	61	73.4	45.5	30.9
10 - 11	64	71	70	98	86	42	72	77.8	57	31.06
11 - 12	71	74	76	81	67	73	66	73.8	69.5	31.4
12 - 13	69	94	65	81	75	76	78	76.8	77	32.4
13 - 14	74	85	86	80	82	64	65	81.4	64.5	32.72
14 - 15	73	88	105	100	107	66	58	94.6	62	31.84
15 - 16	87	129	114	107	74	80	66	102.2	73	32.2
16 - 17	99	124	122	120	40	45	44	101	44.5	32.68
17 - 18	90	94	95	118	40	48	28	87.4	38	31.54
18 - 19	51	47	55	60	14	33	26	45.4	29.5	31.1
19 - 20	23	25	35	22	11	17	20	23.2	18.5	31.5
20 - 21	25	18	19	33	11	13	15	21.2	14	31.06
21 - 22	13	11	13	14	5	18	9	11.2	13.5	31.06
22 - 23	4	9	7	17	4	13	4	8.2	8.5	28.74
23 - 24	2	3	2	2	1	2	0	2	1	31
Totals	1012	1151	1189	1234	911	682	668			
% of Total	14.78%	16.81%	17.37%	18.02%	13.31%	9.96%	9.76%			

Incoming Weekly Speeds
Back Lane

from Sat-Oct-18-2025-11-00-AM to Fri-Oct-31-2025-03-59-PM

	13/10/2025	to	19/10/2025							
	Monday	Tuesday	Wednesday	Thursday	Friday	Saturday	Sunday	Week	Weekend	Week Day 85%
Hour	13/10/2025	14/10/2025	15/10/2025	16/10/2025	17/10/2025	18/10/2025	19/10/2025	Day Avg	Avg	Avg Speed
0 - 1	*	*	*	*	*	*	27	0	27	0
1 - 2	*	*	*	*	*	*	27	0	27	0
2 - 3	*	*	*	*	*	*	17	0	17	0
3 - 4	*	*	*	*	*	*	27	0	27	0
4 - 5	*	*	*	*	*	*	30.33	0	30.33	0
5 - 6	*	*	*	*	*	*	0	0	0	0
6 - 7	*	*	*	*	*	*	26.2	0	26.2	0
7 - 8	*	*	*	*	*	*	18.25	0	18.25	0
8 - 9	*	*	*	*	*	*	26.35	0	26.35	0
9 - 10	*	*	*	*	*	*	23.68	0	23.68	0
10 - 11	*	*	*	*	*	*	27.18	0	27.18	0
11 - 12	*	*	*	*	*	23.75	25.13	0	24.46	0
12 - 13	*	*	*	*	*	26.33	25.62	0	25.98	0
13 - 14	*	*	*	*	*	26.52	28.38	0	27.33	0
14 - 15	*	*	*	*	*	25.57	27.24	0	26.27	0
15 - 16	*	*	*	*	*	25.46	27.37	0	26.13	0
16 - 17	*	*	*	*	*	24.96	25.29	0	25.11	0
17 - 18	*	*	*	*	*	26.43	23.78	0	25.63	0
18 - 19	*	*	*	*	*	26.5	23.88	0	25.62	0
19 - 20	*	*	*	*	*	24.5	26	0	25.36	0
20 - 21	*	*	*	*	*	23.67	27.12	0	25.64	0
21 - 22	*	*	*	*	*	18.57	22.71	0	20.64	0
22 - 23	*	*	*	*	*	24.89	29.5	0	25.73	0
23 - 24	*	*	*	*	*	32	0	0	32	0
Totals	0	0	0	0	0	25.4	25.9			
% of Total	0%	0%	0%	0%	0%	49.51%	50.49%			

Incoming Weekly Speeds
Back Lane

from Sat-Oct-18-2025-11-00-AM to Fri-Oct-31-2025-03-59-PM

	20/10/2025	to	26/10/2025							
	Monday	Tuesday	Wednesday	Thursday	Friday	Saturday	Sunday	Week	Weekend	Week Day 85%
Hour	20/10/2025	21/10/2025	22/10/2025	23/10/2025	24/10/2025	25/10/2025	26/10/2025	Day Avg	Avg	Avg Speed
0 - 1	0	0	0	0	0	0	20.75	0	20.75	0
1 - 2	0	0	0	0	0	0	22	0	22	0
2 - 3	0	0	32	0	0	0	0	32	0	35
3 - 4	32	32	32	37	0	0	0	32.71	0	38.75
4 - 5	29	24.86	27.17	25.75	16.2	29	32	24.67	30.2	30.5
5 - 6	27.5	30	29.82	24.5	24.55	17	29	27.69	26	35.18
6 - 7	27.11	26.02	26.38	26.64	26.6	26	32	26.54	26.6	32.6
7 - 8	26.81	27.3	26.25	26.37	24.94	26.47	28.5	26.31	26.83	33.74
8 - 9	25.83	24.83	23.94	23.93	25.23	25.17	30	24.64	25.86	30.72
9 - 10	25.1	23.6	26.48	23.91	25.8	26.17	23.91	25.07	25.19	31.2
10 - 11	25.83	25.27	24.38	26.44	24.58	24.24	26	25.22	25.03	31.74
11 - 12	26.21	26.7	25.69	25.24	26.9	26.95	25.79	26.09	26.45	32.78
12 - 13	27.07	26.64	28	24.37	26.04	25.93	25.63	26.33	25.78	32.88
13 - 14	27.97	26.21	25.45	26.08	25.85	25.38	24.23	26.21	24.75	32.8
14 - 15	27.02	25.6	25.72	25.83	27.08	27.42	24.24	26.19	25.78	31.88
15 - 16	25.92	26.51	25.49	27.12	25.96	25.4	24.85	26.21	25.09	32.84
16 - 17	26.52	27.63	26.35	25.28	26.65	26.14	26.52	26.48	26.33	33.08
17 - 18	27.06	25.46	25.59	24.93	25.42	24.59	22.58	25.62	23.76	31.54
18 - 19	25.29	25.9	23.82	26.11	25.43	24.76	23.5	25.33	24.11	31.18
19 - 20	24	27	23.43	24.14	26.18	22.64	25.33	24.91	24.04	31.36
20 - 21	26.38	23.67	20.2	26.47	24.55	26.43	23.71	25.06	25.07	30.32
21 - 22	25.5	19.5	26.17	23.83	26	23.64	32	24.88	24.92	30.02
22 - 23	0	0	17	26	23.5	27	14.5	24.64	22.83	26.1
23 - 24	34.5	27	0	22	27	0	0	29	0	31.25
Totals	26.5	26.2	25.7	25.6	25.8	25.6	25			
% of Total	14.69%	14.52%	14.25%	14.19%	14.3%	14.19%	13.86%			

Incoming Weekly Speeds
Back Lane

from Sat-Oct-18-2025-11-00-AM to Fri-Oct-31-2025-03-59-PM

	27/10/2025	to	02/11/2025							
	Monday	Tuesday	Wednesday	Thursday	Friday	Saturday	Sunday	Week	Weekend	Week Day 85%
Hour	27/10/2025	28/10/2025	29/10/2025	30/10/2025	31/10/2025	01/11/2025	02/11/2025	Day Avg	Avg	Avg Speed
0 - 1	24.5	27	0	22	24.75	*	*	24.1	*	29.38
1 - 2	17	32	22	32.5	0	*	*	25.44	*	31.25
2 - 3	0	0	0	0	0	*	*	*	*	0
3 - 4	0	0	0	27	0	*	*	27	*	30
4 - 5	29.5	30.33	29.5	34.5	0	*	*	30.89	*	40
5 - 6	20.86	30	27.71	30.33	37	*	*	27.12	*	36.5
6 - 7	31.36	26.69	30.36	26.67	28.75	*	*	28.79	*	36.08
7 - 8	27.31	26.77	26.12	30.33	26.24	*	*	27.23	*	34.2
8 - 9	26.52	26.16	25.18	26.56	25.6	*	*	25.92	*	32.42
9 - 10	24.59	23.68	24.63	25.3	26.16	*	*	24.98	*	30.86
10 - 11	23.93	25.07	22.6	24.32	25.44	*	*	24.4	*	30.66
11 - 12	25.22	24.73	24.62	24.31	25.85	*	*	24.89	*	30.32
12 - 13	26.05	25.03	26.65	25.35	26.15	*	*	25.7	*	31.8
13 - 14	26.22	25.21	25.74	26.35	28.31	*	*	26.31	*	32.56
14 - 15	25.81	27.36	23.85	25.65	27.85	*	*	26.1	*	31.78
15 - 16	26.95	23.53	24.69	26.84	26.2	*	*	25.39	*	31.54
16 - 17	25.71	26.17	24.9	25.62	*	*	*	25.58	*	31.58
17 - 18	25.8	24.42	24.9	25.49	*	*	*	25.18	*	31.18
18 - 19	24.03	24.96	24.24	25.82	*	*	*	24.77	*	31.6
19 - 20	25.28	24.67	23.86	26.53	*	*	*	25.14	*	31.22
20 - 21	25.92	26.25	26.36	23	*	*	*	25.16	*	31.65
21 - 22	24.43	25	24.86	27.75	*	*	*	25.55	*	31.25
22 - 23	24.75	25.89	25.5	22.12	*	*	*	24.52	*	29.38
23 - 24	0	24.5	27	22	*	*	*	25	*	28.33
Totals	25.7	25.3	25	25.7	26.6	0	0			
% of Total	20.03%	19.72%	19.49%	20.03%	20.73%	0%	0%			

Incoming Monthly Speeds
Back Lane

from Sat-Oct-18-2025-11-00-AM to Fri-Oct-31-2025-03-59-PM

	Oct 2025							Week	Weekend	Week Day 85%
Hour	Monday	Tuesday	Wednesday	Thursday	Friday	Saturday	Sunday	Day Avg	Avg	Avg Speed
0 - 1	24.5	27	0	22	24.75	0	22	24.1	22	29.38
1 - 2	17	32	22	32.5	0	0	24.5	25.44	24.5	31.25
2 - 3	0	0	32	0	0	0	17	32	17	35
3 - 4	32	32	32	32	0	0	27	32	27	38.75
4 - 5	29.14	26.5	27.75	28.67	16.2	29	31	26.22	30.25	33.16
5 - 6	24.76	30	29	26.44	25.58	17	29	27.51	26	35.9
6 - 7	28.25	26.18	27.29	26.64	27.1	26	27.17	27.07	26.47	33.8
7 - 8	27	27.09	26.21	27.73	25.48	26.47	23.38	26.65	25.56	34.06
8 - 9	26.13	25.38	24.45	24.72	25.36	25.17	27.08	25.14	26.04	31.56
9 - 10	24.92	23.64	25.58	24.58	25.96	26.17	23.77	25.03	24.56	30.9
10 - 11	24.61	25.14	23.74	25.3	24.94	24.24	26.62	24.8	25.75	31.06
11 - 12	25.69	25.53	25.21	24.84	26.49	25.37	25.41	25.52	25.39	31.4
12 - 13	26.46	25.6	27.35	24.89	26.08	26.11	25.63	25.99	25.86	32.4
13 - 14	27	25.72	25.58	26.21	26.9	25.86	25.57	26.26	25.71	32.72
14 - 15	26.51	26.16	25.01	25.76	27.41	26.44	25.53	26.16	26.02	31.84
15 - 16	26.37	25.08	25.13	26.99	26.04	25.44	25.88	25.85	25.64	32.2
16 - 17	26.12	26.99	25.65	25.43	26.65	25.53	25.93	26.1	25.73	32.68
17 - 18	26.23	24.83	25.17	25.28	25.42	25.4	22.96	25.37	24.5	31.54
18 - 19	24.55	25.36	24.07	25.95	25.43	25.61	23.62	25.03	24.73	31.1
19 - 20	25	25.88	23.6	25.77	26.18	23.29	25.6	25.03	24.54	31.5
20 - 21	26.16	25.39	24.74	24.58	24.55	25.15	25.53	25.11	25.36	31.06
21 - 22	24.92	24	25.46	26.07	26	21.67	24.78	25.25	22.7	31.06
22 - 23	24.75	25.89	24.29	24.18	23.5	25.54	22	24.56	24.71	28.74
23 - 24	34.5	25.33	27	22	27	32	0	27	32	31
Totals	26.1	25.8	25.4	25.7	26.1	25.5	25.4			
% of Total	14.5%	14.33%	14.11%	14.28%	14.5%	14.17%	14.11%			

Incoming Weekly EightyFifthSpeeds
Back Lane

from Sat-Oct-18-2025-11-00-AM to Fri-Oct-31-2025-03-59-PM

	13/10/2025	to	19/10/2025							
	Monday	Tuesday	Wednesday	Thursday	Friday	Saturday	Sunday	Week	Weekend	Week Day 85%
Hour	13/10/2025	14/10/2025	15/10/2025	16/10/2025	17/10/2025	18/10/2025	19/10/2025	Day Avg	Avg	Avg Speed
0 - 1	*	*	*	*	*	*	30	0	30	0
1 - 2	*	*	*	*	*	*	30	0	30	0
2 - 3	*	*	*	*	*	*	20	0	20	0
3 - 4	*	*	*	*	*	*	30	0	30	0
4 - 5	*	*	*	*	*	*	35	0	35	0
5 - 6	*	*	*	*	*	*	0	0	0	0
6 - 7	*	*	*	*	*	*	30	0	30	0
7 - 8	*	*	*	*	*	*	22.5	0	22.5	0
8 - 9	*	*	*	*	*	*	33.1	0	33.1	0
9 - 10	*	*	*	*	*	*	32.1	0	32.1	0
10 - 11	*	*	*	*	*	*	30.8	0	30.8	0
11 - 12	*	*	*	*	*	29.4	30.7	0	30.05	0
12 - 13	*	*	*	*	*	32	35	0	33.5	0
13 - 14	*	*	*	*	*	31.2	33.6	0	32.4	0
14 - 15	*	*	*	*	*	31.7	33.3	0	32.5	0
15 - 16	*	*	*	*	*	32.5	34.3	0	33.4	0
16 - 17	*	*	*	*	*	31.7	29.5	0	30.6	0
17 - 18	*	*	*	*	*	33	35	0	34	0
18 - 19	*	*	*	*	*	33.8	32.5	0	33.15	0
19 - 20	*	*	*	*	*	28.3	32.5	0	30.4	0
20 - 21	*	*	*	*	*	28.3	35	0	31.65	0
21 - 22	*	*	*	*	*	25	28.3	0	26.65	0
22 - 23	*	*	*	*	*	33.3	35	0	34.15	0
23 - 24	*	*	*	*	*	35	0	0	35	0
Totals	0	0	0	0	0	405.2	688.2			
% of Total	0%	0%	0%	0%	0%	37.06%	62.94%			

Incoming Weekly EightyFifthSpeeds
Back Lane

from Sat-Oct-18-2025-11-00-AM to Fri-Oct-31-2025-03-59-PM

	20/10/2025	to	26/10/2025							
	Monday	Tuesday	Wednesday	Thursday	Friday	Saturday	Sunday	Week	Weekend	Week Day 85%
Hour	20/10/2025	21/10/2025	22/10/2025	23/10/2025	24/10/2025	25/10/2025	26/10/2025	Day Avg	Avg	Avg Speed
0 - 1	0	0	0	0	0	0	25	0	25	0
1 - 2	0	0	0	0	0	0	25	0	25	0
2 - 3	0	0	35	0	0	0	0	35	0	35
3 - 4	40	35	40	40	0	0	0	38.75	0	38.75
4 - 5	32.5	35	30	35	20	35	40	30.5	37.5	30.5
5 - 6	36.7	36.7	35	35	32.5	20	35	35.18	27.5	35.18
6 - 7	32.8	32.5	32.1	32.3	33.3	33.3	35	32.6	34.15	32.6
7 - 8	33.8	34.4	35	33.3	32.2	32.5	30	33.74	31.25	33.74
8 - 9	31.2	31	30	30	31.4	33	35	30.72	34	30.72
9 - 10	31.2	29.4	33	29.4	33	32.5	28.8	31.2	30.65	31.2
10 - 11	33.8	31.2	29.6	33	31.1	29.3	32.1	31.74	30.7	31.74
11 - 12	31.7	33.3	33.1	31.9	33.9	33.8	31.7	32.78	32.75	32.78
12 - 13	33	32	34.4	31.4	33.6	32.5	32.5	32.88	32.5	32.88
13 - 14	34.3	32.1	31.7	33	32.9	30.7	30.7	32.8	30.7	32.8
14 - 15	34	29.8	29.8	32	33.8	34.2	31.7	31.88	32.95	31.88
15 - 16	33.1	32.3	32.8	33.8	32.2	31	29.7	32.84	30.35	32.84
16 - 17	32.1	35	33	31.5	33.8	32	33.8	33.08	32.9	33.08
17 - 18	33	31	30	31.2	32.5	30	28	31.54	29	31.54
18 - 19	31.7	32	29.2	33	30	30	30	31.18	30	31.18
19 - 20	30	35	29.3	30	32.5	26.7	32.5	31.36	29.6	31.36
20 - 21	35	30	25	33.3	28.3	32.5	25	30.32	28.75	30.32
21 - 22	28.8	25	35	28.8	32.5	27.5	40	30.02	33.75	30.02
22 - 23	0	0	20	33.3	25	30	20	26.1	25	26.1
23 - 24	40	30	0	25	30	0	0	31.25	0	31.25
Totals	668.7	642.7	663	676.2	624.5	586.5	651.5			
% of Total	14.82%	14.24%	14.69%	14.98%	13.84%	13%	14.44%			

Incoming Weekly EightyFifthSpeeds
Back Lane

from Sat-Oct-18-2025-11-00-AM to Fri-Oct-31-2025-03-59-PM

	27/10/2025	to	02/11/2025							
	Monday	Tuesday	Wednesday	Thursday	Friday	Saturday	Sunday	Week	Weekend	Week Day 85%
Hour	27/10/2025	28/10/2025	29/10/2025	30/10/2025	31/10/2025	01/11/2025	02/11/2025	Day Avg	Avg	Avg Speed
0 - 1	30	30	0	30	27.5	*	*	29.38	0	29.38
1 - 2	25	35	30	35	0	*	*	31.25	0	31.25
2 - 3	0	0	0	0	0	*	*	0	0	0
3 - 4	0	0	0	30	0	*	*	30	0	30
4 - 5	35	40	40	45	0	*	*	40	0	40
5 - 6	30	37.5	35	40	40	*	*	36.5	0	36.5
6 - 7	38	34	36.7	35	36.7	*	*	36.08	0	36.08
7 - 8	33	35	34	35	34	*	*	34.2	0	34.2
8 - 9	33.8	32.1	33.3	31.2	31.7	*	*	32.42	0	32.42
9 - 10	31.2	30	29.2	31.7	32.2	*	*	30.86	0	30.86
10 - 11	31	31.1	29	29.7	32.5	*	*	30.66	0	30.66
11 - 12	31.2	29.1	29.6	29.2	32.5	*	*	30.32	0	30.32
12 - 13	32	29.8	32.5	32.7	32	*	*	31.8	0	31.8
13 - 14	32.5	32.5	30.8	32.5	34.5	*	*	32.56	0	32.56
14 - 15	32	32.9	30	29.5	34.5	*	*	31.78	0	31.78
15 - 16	32.5	29.3	29.4	32.5	34	*	*	31.54	0	31.54
16 - 17	33.3	32	31.2	29.8	*	*	*	31.58	0	31.58
17 - 18	33	28.7	30.5	32.5	*	*	*	31.18	0	31.18
18 - 19	31.2	32.5	29.4	33.3	*	*	*	31.6	0	31.6
19 - 20	29.4	28.8	31.7	35	*	*	*	31.22	0	31.22
20 - 21	32.5	32.5	33.3	28.3	*	*	*	31.65	0	31.65
21 - 22	30	30	30	35	*	*	*	31.25	0	31.25
22 - 23	27.5	30	30	30	*	*	*	29.38	0	29.38
23 - 24	0	30	30	25	*	*	*	28.33	0	28.33
Totals	664.1	702.8	665.6	747.9	402.1	0	0			
% of Total	20.87%	22.08%	20.91%	23.5%	12.63%	0%	0%			

Incoming Monthly EightyFifthSpeeds
Back Lane

from Sat-Oct-18-2025-11-00-AM to Fri-Oct-31-2025-03-59-PM

	Oct 2025									
Hour	Monday	Tuesday	Wednesday	Thursday	Friday	Saturday	Sunday	Week Day Avg	Weekend Avg	Week Day 85% Avg Speed
0 - 1	30	30	0	30	27.5	0	30	29.38	30	29.38
1 - 2	25	35	30	35	0	0	30	31.25	30	31.25
2 - 3	0	0	35	0	0	0	20	35	20	35
3 - 4	40	35	40	40	0	0	30	38.75	30	38.75
4 - 5	33.3	35	37.5	40	20	35	35	33.16	35	33.16
5 - 6	35	37	35	37.5	35	20	35	35.9	27.5	35.9
6 - 7	34.6	33.1	34	32.9	34.4	33.3	35	33.8	34.15	33.8
7 - 8	33.5	34.6	34.6	34.7	32.9	32.5	30	34.06	31.25	34.06
8 - 9	31.9	31.7	32.1	30.6	31.5	33	33.5	31.56	33.25	31.56
9 - 10	31.2	29.7	31.2	29.8	32.6	32.5	30.7	30.9	31.6	30.9
10 - 11	31.7	31.2	29.7	30.9	31.8	29.3	31.5	31.06	30.4	31.06
11 - 12	31.4	29.8	31.7	30.5	33.6	31.4	31	31.4	31.2	31.4
12 - 13	32.5	30.4	33.8	32.2	33.1	32.3	33.3	32.4	32.8	32.4
13 - 14	33.6	32	31.3	32.8	33.9	30.9	32.1	32.72	31.5	32.72
14 - 15	33.3	31.2	29.9	30.7	34.1	32.9	32.5	31.84	32.7	31.84
15 - 16	32.8	31.1	31	33.2	32.9	32	32.3	32.2	32.15	32.2
16 - 17	32.8	34	31.9	30.9	33.8	31.2	31	32.68	31.1	32.68
17 - 18	33	29.5	30.8	31.9	32.5	31.9	29	31.54	30.45	31.54
18 - 19	30.7	32.3	29.3	33.2	30	32.5	31	31.1	31.75	31.1
19 - 20	30	31.7	30	33.3	32.5	27.5	32.5	31.5	30	31.5
20 - 21	33.3	32	31.7	30	28.3	30	35	31.06	32.5	31.06
21 - 22	29	28.8	32.5	32.5	32.5	27	30	31.06	28.5	31.06
22 - 23	27.5	30	30	31.2	25	32.5	30	28.74	31.25	28.74
23 - 24	40	30	30	25	30	35	0	31	35	31

Summary of Violators
Back Lane

from Sat-Oct-18-2025-11-00-AM to Fri-Oct-31-2025-03-59-PM

Starting Hour	Count	Average Speed of all Traffic	Violator Counts	Average Speed of Violators
00:00:00	0	N/A	N/A	N/A
01:00:00	0	N/A	N/A	N/A
02:00:00	0	N/A	N/A	N/A
03:00:00	0	N/A	N/A	N/A
04:00:00	0	N/A	N/A	N/A
05:00:00	0	N/A	N/A	N/A
06:00:00	0	N/A	N/A	N/A
07:00:00	0	N/A	N/A	N/A
08:00:00	0	N/A	N/A	N/A
09:00:00	0	N/A	N/A	N/A
10:00:00	0	N/A	N/A	N/A
11:00:00	33	16.2	4	33.8
12:00:00	34	16.3	6	34.2
13:00:00	26	19.9	5	34.5
14:00:00	30	18.2	7	33.2
15:00:00	53	15.4	14	33.9
16:00:00	26	18.0	3	35.8
17:00:00	23	21.8	7	33.2
18:00:00	16	22.0	5	33.5
19:00:00	6	25.0	0	0.0
20:00:00	6	24.2	0	0.0
21:00:00	6	16.3	0	0.0
22:00:00	10	23.3	3	32.5
23:00:00	2	32.5	2	32.5
00:00:00	1	27.5	0	0.0
01:00:00	1	27.5	0	0.0
02:00:00	1	17.5	0	0.0
03:00:00	1	27.5	0	0.0
04:00:00	2	30.0	1	32.5
05:00:00	1	32.5	1	32.5
06:00:00	4	18.1	0	0.0
07:00:00	5	22.5	1	37.5
08:00:00	20	21.9	8	32.5
09:00:00	34	16.8	6	33.3
10:00:00	36	17.1	10	33.5
11:00:00	40	14.9	7	32.5
12:00:00	35	19.0	9	35.8
13:00:00	21	23.2	8	33.1
14:00:00	24	20.3	6	35.8
15:00:00	28	20.6	9	34.2
16:00:00	20	20.8	3	34.2
17:00:00	10	22.8	2	35.0
18:00:00	8	23.1	2	32.5
19:00:00	9	19.7	2	32.5
20:00:00	7	23.6	2	35.0
21:00:00	6	24.2	0	0.0
22:00:00	3	25.8	1	32.5
23:00:00	1	27.5	0	0.0

Summary of Violators
Back Lane

from Sat-Oct-18-2025-11-00-AM to Fri-Oct-31-2025-03-59-PM

00:00:00	0	N/A	N/A	N/A
01:00:00	0	N/A	N/A	N/A
02:00:00	0	N/A	N/A	N/A
03:00:00	3	32.5	2	35.0
04:00:00	5	29.5	2	32.5
05:00:00	10	28.0	3	37.5
06:00:00	35	20.3	11	33.4
07:00:00	40	17.5	11	33.9
08:00:00	33	21.2	6	34.2
09:00:00	39	19.5	7	32.5
10:00:00	24	22.5	7	34.6
11:00:00	35	18.3	6	35.0
12:00:00	27	17.3	6	34.2
13:00:00	34	20.9	12	35.0
14:00:00	41	18.2	14	34.3
15:00:00	50	17.1	12	35.0
16:00:00	51	14.3	11	34.3
17:00:00	29	19.8	9	32.5
18:00:00	21	23.1	6	34.2
19:00:00	8	20.9	1	32.5
20:00:00	13	21.9	3	39.2
21:00:00	4	25.0	0	0.0
22:00:00	2	13.8	0	0.0
23:00:00	2	35.0	2	35.0
00:00:00	0	N/A	N/A	N/A
01:00:00	0	N/A	N/A	N/A
02:00:00	0	N/A	N/A	N/A
03:00:00	1	32.5	1	32.5
04:00:00	7	25.4	2	35.0
05:00:00	12	26.3	6	35.0
06:00:00	43	17.7	10	33.5
07:00:00	43	17.4	15	34.2
08:00:00	35	16.8	7	33.9
09:00:00	29	17.7	3	34.2
10:00:00	24	19.0	5	33.5
11:00:00	26	22.5	4	36.3
12:00:00	33	18.5	8	34.4
13:00:00	42	16.3	8	33.1
14:00:00	64	14.1	9	34.2
15:00:00	64	15.2	13	34.0
16:00:00	71	17.5	28	34.5
17:00:00	41	17.7	8	34.4
18:00:00	21	21.1	5	32.5
19:00:00	13	27.5	4	35.0
20:00:00	5	25.5	1	32.5
21:00:00	3	19.2	0	0.0
22:00:00	0	N/A	N/A	N/A
23:00:00	1	27.5	0	0.0
00:00:00	0	N/A	N/A	N/A

Summary of Violators
Back Lane

from Sat-Oct-18-2025-11-00-AM to Fri-Oct-31-2025-03-59-PM

01:00:00	0	N/A	N/A	N/A
02:00:00	1	32.5	1	32.5
03:00:00	2	32.5	1	37.5
04:00:00	6	22.9	1	37.5
05:00:00	11	27.3	5	36.5
06:00:00	30	16.9	7	33.9
07:00:00	57	15.7	13	34.8
08:00:00	56	15.5	12	34.2
09:00:00	39	17.2	12	33.8
10:00:00	43	17.5	7	33.9
11:00:00	46	17.3	11	33.9
12:00:00	28	18.4	9	33.6
13:00:00	49	16.3	11	34.3
14:00:00	62	12.6	12	33.3
15:00:00	64	13.7	12	34.2
16:00:00	69	14.9	13	36.0
17:00:00	37	18.8	7	35.4
18:00:00	23	15.8	2	32.5
19:00:00	20	17.6	2	32.5
20:00:00	5	19.0	0	0.0
21:00:00	7	25.4	2	35.0
22:00:00	1	17.5	0	0.0
23:00:00	0	N/A	N/A	N/A
00:00:00	0	N/A	N/A	N/A
01:00:00	0	N/A	N/A	N/A
02:00:00	0	N/A	N/A	N/A
03:00:00	1	37.5	1	37.5
04:00:00	4	26.3	2	35.0
05:00:00	6	25.0	2	35.0
06:00:00	40	16.8	9	33.1
07:00:00	48	16.7	12	33.8
08:00:00	42	16.7	7	34.6
09:00:00	45	17.8	6	33.3
10:00:00	50	16.4	10	35.0
11:00:00	45	17.3	10	34.5
12:00:00	38	15.7	8	33.1
13:00:00	39	19.5	11	33.4
14:00:00	61	15.1	12	34.2
15:00:00	63	15.8	19	33.8
16:00:00	64	11.2	13	33.3
17:00:00	47	15.4	10	33.0
18:00:00	28	20.3	8	33.8
19:00:00	8	23.8	1	32.5
20:00:00	13	21.7	2	32.5
21:00:00	8	24.7	2	40.0
22:00:00	9	21.4	3	32.5
23:00:00	1	22.5	0	0.0
00:00:00	0	N/A	N/A	N/A
01:00:00	0	N/A	N/A	N/A

Summary of Violators
Back Lane

from Sat-Oct-18-2025-11-00-AM to Fri-Oct-31-2025-03-59-PM

02:00:00	0	N/A	N/A	N/A
03:00:00	0	N/A	N/A	N/A
04:00:00	5	11.5	0	0.0
05:00:00	11	17.0	3	34.2
06:00:00	34	20.1	9	34.2
07:00:00	50	17.7	12	34.2
08:00:00	37	18.2	7	32.5
09:00:00	46	15.2	12	33.3
10:00:00	47	15.7	11	33.9
11:00:00	45	21.8	13	34.0
12:00:00	42	16.3	15	34.2
13:00:00	48	17.3	10	34.5
14:00:00	55	19.5	18	34.4
15:00:00	60	14.2	15	33.5
16:00:00	39	16.9	11	33.9
17:00:00	37	16.4	11	33.4
18:00:00	19	19.5	3	32.5
19:00:00	9	22.8	2	32.5
20:00:00	12	18.5	1	37.5
21:00:00	6	29.2	3	35.8
22:00:00	4	18.1	0	0.0
23:00:00	1	27.5	0	0.0
00:00:00	0	N/A	N/A	N/A
01:00:00	0	N/A	N/A	N/A
02:00:00	0	N/A	N/A	N/A
03:00:00	0	N/A	N/A	N/A
04:00:00	3	20.0	1	32.5
05:00:00	1	17.5	0	0.0
06:00:00	9	22.8	3	32.5
07:00:00	18	18.1	4	35.0
08:00:00	29	19.8	6	34.2
09:00:00	27	16.2	6	33.3
10:00:00	47	15.6	6	33.3
11:00:00	33	20.0	8	35.0
12:00:00	45	18.1	11	33.9
13:00:00	38	16.9	7	32.5
14:00:00	31	19.5	10	35.0
15:00:00	28	18.6	5	32.5
16:00:00	21	16.3	5	32.5
17:00:00	29	17.3	3	34.2
18:00:00	19	23.0	4	36.3
19:00:00	9	18.1	0	0.0
20:00:00	6	27.5	2	32.5
21:00:00	14	17.1	0	0.0
22:00:00	4	27.5	1	32.5
23:00:00	0	N/A	N/A	N/A
00:00:00	4	21.3	1	32.5
01:00:00	1	22.5	0	0.0
02:00:00	0	N/A	N/A	N/A

Summary of Violators
Back Lane

from Sat-Oct-18-2025-11-00-AM to Fri-Oct-31-2025-03-59-PM

03:00:00	0	N/A	N/A	N/A
04:00:00	2	32.5	1	37.5
05:00:00	3	20.0	1	32.5
06:00:00	1	32.5	1	32.5
07:00:00	2	30.0	1	32.5
08:00:00	6	25.4	3	34.2
09:00:00	23	20.8	1	37.5
10:00:00	32	20.2	7	33.9
11:00:00	30	21.3	6	34.2
12:00:00	43	16.7	8	34.4
13:00:00	44	15.1	11	33.4
14:00:00	36	16.0	6	35.0
15:00:00	36	15.0	4	33.8
16:00:00	27	20.0	7	34.6
17:00:00	19	15.9	1	32.5
18:00:00	17	21.6	3	32.5
19:00:00	11	25.7	4	32.5
20:00:00	9	19.2	1	37.5
21:00:00	2	32.5	1	37.5
22:00:00	2	15.0	0	0.0
23:00:00	0	N/A	N/A	N/A
00:00:00	2	25.0	0	0.0
01:00:00	2	17.5	0	0.0
02:00:00	0	N/A	N/A	N/A
03:00:00	0	N/A	N/A	N/A
04:00:00	2	30.0	1	32.5
05:00:00	7	16.1	1	32.5
06:00:00	11	30.7	6	35.0
07:00:00	29	17.4	10	34.5
08:00:00	19	22.9	5	34.5
09:00:00	24	22.0	5	32.5
10:00:00	40	18.7	7	33.9
11:00:00	40	16.6	7	35.4
12:00:00	40	17.5	8	34.4
13:00:00	36	16.4	7	36.8
14:00:00	31	19.0	8	33.8
15:00:00	39	17.2	10	33.0
16:00:00	52	17.6	14	33.9
17:00:00	59	13.8	14	34.3
18:00:00	30	16.1	5	32.5
19:00:00	18	22.1	3	34.2
20:00:00	11	20.5	3	34.2
21:00:00	10	15.0	1	32.5
22:00:00	4	18.1	0	0.0
23:00:00	0	N/A	N/A	N/A
00:00:00	1	27.5	0	0.0
01:00:00	2	32.5	2	32.5
02:00:00	0	N/A	N/A	N/A
03:00:00	0	N/A	N/A	N/A

Summary of Violators
Back Lane

from Sat-Oct-18-2025-11-00-AM to Fri-Oct-31-2025-03-59-PM

04:00:00	3	30.8	2	35.0
05:00:00	6	24.6	4	35.0
06:00:00	14	24.8	6	33.3
07:00:00	28	22.1	7	35.4
08:00:00	26	21.0	9	33.1
09:00:00	28	16.5	4	32.5
10:00:00	45	13.6	9	32.5
11:00:00	40	14.6	4	33.8
12:00:00	62	13.2	7	33.2
13:00:00	40	18.7	9	33.6
14:00:00	32	19.1	9	33.1
15:00:00	55	13.4	8	33.1
16:00:00	57	15.7	10	36.0
17:00:00	60	11.5	4	33.8
18:00:00	30	19.7	7	33.9
19:00:00	12	21.3	1	32.5
20:00:00	9	25.8	2	32.5
21:00:00	12	19.8	3	34.2
22:00:00	9	26.4	1	32.5
23:00:00	1	22.5	0	0.0
00:00:00	1	27.5	0	0.0
01:00:00	3	22.5	0	0.0
02:00:00	0	N/A	N/A	N/A
03:00:00	0	N/A	N/A	N/A
04:00:00	2	30.0	1	37.5
05:00:00	4	31.3	3	34.2
06:00:00	14	25.7	7	34.6
07:00:00	24	17.0	7	33.9
08:00:00	32	19.1	9	33.6
09:00:00	36	17.8	6	33.3
10:00:00	27	16.9	3	34.2
11:00:00	33	18.4	4	32.5
12:00:00	32	18.1	7	36.1
13:00:00	39	16.0	7	33.2
14:00:00	35	14.4	4	35.0
15:00:00	58	12.5	8	32.5
16:00:00	59	12.4	10	33.5
17:00:00	54	13.5	10	33.0
18:00:00	38	16.3	5	33.5
19:00:00	13	21.5	2	32.5
20:00:00	14	24.8	4	33.8
21:00:00	7	26.8	2	32.5
22:00:00	7	22.1	1	37.5
23:00:00	2	27.5	0	0.0
00:00:00	3	22.5	0	0.0
01:00:00	2	16.3	2	32.5
02:00:00	0	N/A	N/A	N/A
03:00:00	1	27.5	0	0.0
04:00:00	2	35.0	1	42.5

Summary of Violators
Back Lane

from Sat-Oct-18-2025-11-00-AM to Fri-Oct-31-2025-03-59-PM

05:00:00	3	30.8	2	35.0
06:00:00	9	25.6	4	35.0
07:00:00	25	24.4	12	34.2
08:00:00	18	25.0	6	33.3
09:00:00	39	17.2	8	33.8
10:00:00	51	14.0	5	33.5
11:00:00	39	15.3	5	32.5
12:00:00	44	19.0	10	33.0
13:00:00	41	19.9	12	33.8
14:00:00	31	16.8	3	32.5
15:00:00	53	15.0	10	34.0
16:00:00	55	13.3	8	33.8
17:00:00	68	12.8	14	35.0
18:00:00	37	21.3	12	35.0
19:00:00	17	20.4	4	35.0
20:00:00	17	18.8	1	32.5
21:00:00	9	22.2	2	32.5
22:00:00	9	21.7	2	35.0
23:00:00	1	22.5	0	0.0

Incoming Histogram

Back Lane

from Sat-Oct-18-2025-11-00-AM to Fri-Oct-31-2025-03-59-PM

Date	Starting Hr:min	<15	15 to <20	20 to <25	25 to <30	30 to <35	35 to <40	40 to <45	45 to <50	50 to <55	55 to <60	60 to <65	65 to <70	70 to <75	75 to <80	80 to <85	85 to <90	90 to <95	95 to <100	100 to >105	Total Counts	Avg Speed (MPH)	85pet Speed	10MPH Pace	% in pace	# of Speeders	% Speeders	
18/10/2025	00:00	*	*	*	*	*	*	*	*	*	*	*	*	*	*	*	*	*	*	*	*	*	*	*	*	*	*	
18/10/2025	01:00	*	*	*	*	*	*	*	*	*	*	*	*	*	*	*	*	*	*	*	*	*	*	*	*	*	*	
18/10/2025	02:00	*	*	*	*	*	*	*	*	*	*	*	*	*	*	*	*	*	*	*	*	*	*	*	*	*	*	
18/10/2025	03:00	*	*	*	*	*	*	*	*	*	*	*	*	*	*	*	*	*	*	*	*	*	*	*	*	*	*	
18/10/2025	04:00	*	*	*	*	*	*	*	*	*	*	*	*	*	*	*	*	*	*	*	*	*	*	*	*	*	*	
18/10/2025	05:00	*	*	*	*	*	*	*	*	*	*	*	*	*	*	*	*	*	*	*	*	*	*	*	*	*	*	
18/10/2025	06:00	*	*	*	*	*	*	*	*	*	*	*	*	*	*	*	*	*	*	*	*	*	*	*	*	*	*	
18/10/2025	07:00	*	*	*	*	*	*	*	*	*	*	*	*	*	*	*	*	*	*	*	*	*	*	*	*	*	*	
18/10/2025	08:00	*	*	*	*	*	*	*	*	*	*	*	*	*	*	*	*	*	*	*	*	*	*	*	*	*	*	
18/10/2025	09:00	*	*	*	*	*	*	*	*	*	*	*	*	*	*	*	*	*	*	*	*	*	*	*	*	*	*	
18/10/2025	10:00	*	*	*	*	*	*	*	*	*	*	*	*	*	*	*	*	*	*	*	*	*	*	*	*	*	*	
18/10/2025	11:00	1	4	19	8	3	1	0	0	0	0	0	0	0	0	0	0	0	0	0	0	36	23.8	29.4	20 to 30	75.0	4	11.1
18/10/2025	12:00	0	2	12	12	5	1	1	0	0	0	0	0	0	0	0	0	0	0	0	0	33	26.3	32	20 to 30	72.7	7	21.2
18/10/2025	13:00	0	1	8	13	4	1	0	0	0	0	0	0	0	0	0	0	0	0	0	0	27	26.5	31.2	20 to 30	77.8	5	18.5
18/10/2025	14:00	0	2	16	10	6	1	0	0	0	0	0	0	0	0	0	0	0	0	0	0	35	25.6	31.7	20 to 30	74.3	7	20.0
18/10/2025	15:00	2	7	15	13	10	2	1	0	0	0	0	0	0	0	0	0	0	0	0	0	50	25.5	32.5	20 to 30	56.0	13	26.0
18/10/2025	16:00	1	3	7	8	3	0	1	0	0	0	0	0	0	0	0	0	0	0	0	0	23	25	31.7	20 to 30	65.2	4	17.4
18/10/2025	17:00	0	3	4	8	5	1	0	0	0	0	0	0	0	0	0	0	0	0	0	0	21	26.4	33	25 to 35	61.9	6	28.6
18/10/2025	18:00	0	2	4	5	4	1	0	0	0	0	0	0	0	0	0	0	0	0	0	0	16	26.5	33.8	20 to 30	56.3	5	31.3
18/10/2025	19:00	0	0	3	3	0	0	0	0	0	0	0	0	0	0	0	0	0	0	0	0	6	24.5	28.3	20 to 30	100.0	*	*
18/10/2025	20:00	0	1	2	3	0	0	0	0	0	0	0	0	0	0	0	0	0	0	0	0	6	23.7	28.3	20 to 30	83.3	*	*
18/10/2025	21:00	2	2	2	1	0	0	0	0	0	0	0	0	0	0	0	0	0	0	0	0	7	18.6	25	10 to 20	57.1	*	*
18/10/2025	22:00	0	3	1	2	3	0	0	0	0	0	0	0	0	0	0	0	0	0	0	0	9	24.9	33.3	25 to 35	55.6	3	33.3
18/10/2025	23:00	0	0	0	0	2	0	0	0	0	0	0	0	0	0	0	0	0	0	0	0	2	32	35	25 to 35	100.0	2	100.0
24 Hr Summary		6	30	93	86	45	8	3	0	0	0	0	0	0	0	0	0	0	0	0	271	25.3	31.7	20 to 30	66.1	56	20.7	

Incoming Histogram

Back Lane

from Sat-Oct-18-2025-11-00-AM to Fri-Oct-31-2025-03-59-PM

Date	Starting Hr:min	<15	15 to <20	20 to <25	25 to <30	30 to <35	35 to <40	40 to <45	45 to <50	50 to <55	55 to <60	60 to <65	65 to <70	70 to <75	75 to <80	80 to <85	85 to <90	90 to <95	95 to <100	100 to >105	Total Counts	Avg Speed (MPH)	85pet Speed	10MPH Pace	% in pace	# of Speeders	% Speeders	
19/10/2025	00:00	0	0	0	1	0	0	0	0	0	0	0	0	0	0	0	0	0	0	0	0	1	27	30	20 to 30	100.0	*	*
19/10/2025	01:00	0	0	0	1	0	0	0	0	0	0	0	0	0	0	0	0	0	0	0	0	1	27	30	20 to 30	100.0	*	*
19/10/2025	02:00	0	1	0	0	0	0	0	0	0	0	0	0	0	0	0	0	0	0	0	0	1	17	20	10 to 20	100.0	*	*
19/10/2025	03:00	0	0	0	1	0	0	0	0	0	0	0	0	0	0	0	0	0	0	0	0	1	27	30	20 to 30	100.0	*	*
19/10/2025	04:00	0	0	0	1	2	0	0	0	0	0	0	0	0	0	0	0	0	0	0	0	3	30.3	35	25 to 35	100.0	2	66.7
19/10/2025	05:00	0	0	0	0	0	0	0	0	0	0	0	0	0	0	0	0	0	0	0	0	0	0	0	*	*	*	*
19/10/2025	06:00	0	0	3	1	0	1	0	0	0	0	0	0	0	0	0	0	0	0	0	0	5	26.2	30	20 to 30	80.0	1	20.0
19/10/2025	07:00	1	1	2	0	0	0	0	0	0	0	0	0	0	0	0	0	0	0	0	0	4	18.3	22.5	15 to 25	75.0	*	*
19/10/2025	08:00	1	2	4	5	8	0	0	0	0	0	0	0	0	0	0	0	0	0	0	0	20	26.4	33.1	25 to 35	65.0	8	40.0
19/10/2025	09:00	5	3	17	4	7	2	0	0	0	0	0	0	0	0	0	0	0	0	0	0	38	23.7	32.1	20 to 30	55.3	9	23.7
19/10/2025	10:00	0	1	7	23	6	1	0	0	0	0	0	0	0	0	0	0	0	0	0	0	38	27.2	30.8	20 to 30	78.9	7	18.4
19/10/2025	11:00	0	3	17	11	7	0	0	0	0	0	0	0	0	0	0	0	0	0	0	0	38	25.1	30.7	20 to 30	73.7	7	18.4
19/10/2025	12:00	2	5	7	9	4	4	1	0	0	0	0	0	0	0	0	0	0	0	0	0	32	25.6	35	20 to 30	50.0	9	28.1
19/10/2025	13:00	0	1	2	10	7	1	0	0	0	0	0	0	0	0	0	0	0	0	0	0	21	28.4	33.6	25 to 35	81.0	8	38.1
19/10/2025	14:00	0	3	4	12	3	2	1	0	0	0	0	0	0	0	0	0	0	0	0	0	25	27.2	33.3	20 to 30	64.0	6	24.0
19/10/2025	15:00	1	1	7	8	7	3	0	0	0	0	0	0	0	0	0	0	0	0	0	0	27	27.4	34.3	20 to 30	55.6	10	37.0
19/10/2025	16:00	1	0	7	11	1	1	0	0	0	0	0	0	0	0	0	0	0	0	0	0	21	25.3	29.5	20 to 30	85.7	2	9.5
19/10/2025	17:00	0	2	5	0	1	1	0	0	0	0	0	0	0	0	0	0	0	0	0	0	9	23.8	35	15 to 25	77.8	2	22.2
19/10/2025	18:00	1	2	0	3	2	0	0	0	0	0	0	0	0	0	0	0	0	0	0	0	8	23.9	32.5	25 to 35	62.5	2	25.0
19/10/2025	19:00	0	1	2	3	2	0	0	0	0	0	0	0	0	0	0	0	0	0	0	0	8	26	32.5	20 to 30	62.5	2	25.0
19/10/2025	20:00	0	0	3	3	1	1	0	0	0	0	0	0	0	0	0	0	0	0	0	0	8	27.1	35	20 to 30	75.0	2	25.0
19/10/2025	21:00	0	2	2	3	0	0	0	0	0	0	0	0	0	0	0	0	0	0	0	0	7	22.7	28.3	20 to 30	71.4	*	*
19/10/2025	22:00	0	0	0	1	1	0	0	0	0	0	0	0	0	0	0	0	0	0	0	0	2	29.5	35	25 to 35	100.0	1	50.0
19/10/2025	23:00	0	0	0	0	0	0	0	0	0	0	0	0	0	0	0	0	0	0	0	0	0	0	0	*	*	*	*
24 Hr Summary		12	28	89	111	59	17	2	0	0	0	0	0	0	0	0	0	0	0	0	0	318	25.9	32.5	20 to 30	62.9	78	24.5

Incoming Histogram

Back Lane

from Sat-Oct-18-2025-11-00-AM to Fri-Oct-31-2025-03-59-PM

Date	Starting Hr:min	<15	15 to <20	20 to <25	25 to <30	30 to <35	35 to <40	40 to <45	45 to <50	50 to <55	55 to <60	60 to <65	65 to <70	70 to <75	75 to <80	80 to <85	85 to <90	90 to <95	95 to <100	100 to >105	Total Counts	Avg Speed (MPH)	85pet Speed	10MPH Pace	% in pace	# of Speeders	% Speeders	
20/10/2025	00:00	0	0	0	0	0	0	0	0	0	0	0	0	0	0	0	0	0	0	0	0	0	0	*	*	*	*	
20/10/2025	01:00	0	0	0	0	0	0	0	0	0	0	0	0	0	0	0	0	0	0	0	0	0	0	*	*	*	*	
20/10/2025	02:00	0	0	0	0	0	0	0	0	0	0	0	0	0	0	0	0	0	0	0	0	0	0	*	*	*	*	
20/10/2025	03:00	0	0	0	1	1	1	0	0	0	0	0	0	0	0	0	0	0	0	0	0	3	32	40	25 to 35	66.7	2	66.7
20/10/2025	04:00	0	0	0	3	2	0	0	0	0	0	0	0	0	0	0	0	0	0	0	0	5	29	32.5	25 to 35	100.0	2	40.0
20/10/2025	05:00	0	1	3	3	0	3	0	0	0	0	0	0	0	0	0	0	0	0	0	0	10	27.5	36.7	20 to 30	60.0	3	30.0
20/10/2025	06:00	0	4	6	17	9	2	0	0	0	0	0	0	0	0	0	0	0	0	0	0	38	27.1	32.8	25 to 35	68.4	11	28.9
20/10/2025	07:00	1	2	13	15	8	4	0	0	0	0	0	0	0	0	0	0	0	0	0	0	43	26.8	33.8	20 to 30	65.1	12	27.9
20/10/2025	08:00	0	3	8	14	4	1	0	0	0	0	0	0	0	0	0	0	0	0	0	0	30	25.8	31.2	20 to 30	73.3	5	16.7
20/10/2025	09:00	1	6	9	16	8	0	0	0	0	0	0	0	0	0	0	0	0	0	0	0	40	25.1	31.2	20 to 30	62.5	8	20.0
20/10/2025	10:00	1	2	8	6	4	1	1	0	0	0	0	0	0	0	0	0	0	0	0	0	23	25.8	33.8	20 to 30	60.9	6	26.1
20/10/2025	11:00	0	2	12	14	3	3	0	0	0	0	0	0	0	0	0	0	0	0	0	0	34	26.2	31.7	20 to 30	76.5	6	17.6
20/10/2025	12:00	0	1	8	12	5	2	0	0	0	0	0	0	0	0	0	0	0	0	0	0	28	27.1	33	20 to 30	71.4	7	25.0
20/10/2025	13:00	1	0	9	12	7	2	2	0	0	0	0	0	0	0	0	0	0	0	0	0	33	28	34.3	20 to 30	63.6	11	33.3
20/10/2025	14:00	1	5	8	14	10	3	1	0	0	0	0	0	0	0	0	0	0	0	0	0	42	27	34	25 to 35	57.1	14	33.3
20/10/2025	15:00	1	7	14	15	8	2	2	0	0	0	0	0	0	0	0	0	0	0	0	0	49	25.9	33.1	20 to 30	59.2	12	24.5
20/10/2025	16:00	0	3	17	19	7	4	0	0	0	0	0	0	0	0	0	0	0	0	0	0	50	26.5	32.1	20 to 30	72.0	11	22.0
20/10/2025	17:00	0	3	7	10	10	1	0	0	0	0	0	0	0	0	0	0	0	0	0	0	31	27.1	33	25 to 35	64.5	11	35.5
20/10/2025	18:00	0	3	7	7	3	1	0	0	0	0	0	0	0	0	0	0	0	0	0	0	21	25.3	31.7	20 to 30	66.7	4	19.0
20/10/2025	19:00	0	1	2	1	1	0	0	0	0	0	0	0	0	0	0	0	0	0	0	0	5	24	30	15 to 25	60.0	1	20.0
20/10/2025	20:00	0	2	5	3	1	1	0	1	0	0	0	0	0	0	0	0	0	0	0	0	13	26.4	35	20 to 30	61.5	3	23.1
20/10/2025	21:00	0	0	2	4	0	0	0	0	0	0	0	0	0	0	0	0	0	0	0	0	6	25.5	28.8	20 to 30	100.0	*	*
20/10/2025	22:00	0	0	0	0	0	0	0	0	0	0	0	0	0	0	0	0	0	0	0	0	0	0	*	*	*	*	
20/10/2025	23:00	0	0	0	0	1	1	0	0	0	0	0	0	0	0	0	0	0	0	0	0	2	34.5	40	30 to 40	100.0	2	100.0
24 Hr Summary		6	45	138	186	92	32	6	1	0	0	0	0	0	0	0	0	0	0	0	0	506	26.5	33	20 to 30	64.0	131	25.9

Incoming Histogram

Back Lane

from Sat-Oct-18-2025-11-00-AM to Fri-Oct-31-2025-03-59-PM

Date	Starting Hr:min	<15	15 to <20	20 to <25	25 to <30	30 to <35	35 to <40	40 to <45	45 to <50	50 to <55	55 to <60	60 to <65	65 to <70	70 to <75	75 to <80	80 to <85	85 to <90	90 to <95	95 to <100	100 to >105	Total Counts	Avg Speed (MPH)	85pet Speed	10MPH Pace	% in pace	# of Speeders	% Speeders	
21/10/2025	00:00	0	0	0	0	0	0	0	0	0	0	0	0	0	0	0	0	0	0	0	0	0	0	*	*	*	*	
21/10/2025	01:00	0	0	0	0	0	0	0	0	0	0	0	0	0	0	0	0	0	0	0	0	0	0	*	*	*	*	
21/10/2025	02:00	0	0	0	0	0	0	0	0	0	0	0	0	0	0	0	0	0	0	0	0	0	0	*	*	*	*	
21/10/2025	03:00	0	0	0	0	1	0	0	0	0	0	0	0	0	0	0	0	0	0	0	0	1	32	35	25 to 35	100.0	1	100.0
21/10/2025	04:00	1	1	1	2	1	1	0	0	0	0	0	0	0	0	0	0	0	0	0	0	7	24.9	35	20 to 30	42.9	2	28.6
21/10/2025	05:00	0	0	2	5	4	3	0	0	0	0	0	0	0	0	0	0	0	0	0	0	14	30	36.7	25 to 35	64.3	7	50.0
21/10/2025	06:00	1	3	13	15	8	2	0	0	0	0	0	0	0	0	0	0	0	0	0	0	42	26	32.5	20 to 30	66.7	10	23.8
21/10/2025	07:00	1	5	8	17	9	6	0	0	0	0	0	0	0	0	0	0	0	0	0	0	46	27.3	34.4	25 to 35	56.5	15	32.6
21/10/2025	08:00	1	3	15	10	5	1	0	0	0	0	0	0	0	0	0	0	0	0	0	0	35	24.8	31	20 to 30	71.4	6	17.1
21/10/2025	09:00	3	2	9	8	2	1	0	0	0	0	0	0	0	0	0	0	0	0	0	0	25	23.6	29.4	20 to 30	68.0	3	12.0
21/10/2025	10:00	0	2	12	7	4	1	0	0	0	0	0	0	0	0	0	0	0	0	0	0	26	25.3	31.2	20 to 30	73.1	5	19.2
21/10/2025	11:00	0	2	9	13	3	2	1	0	0	0	0	0	0	0	0	0	0	0	0	0	30	26.7	33.3	20 to 30	73.3	6	20.0
21/10/2025	12:00	0	2	9	15	5	2	0	0	0	0	0	0	0	0	0	0	0	0	0	0	33	26.6	32	20 to 30	72.7	7	21.2
21/10/2025	13:00	0	2	16	16	7	2	0	0	0	0	0	0	0	0	0	0	0	0	0	0	43	26.2	32.1	20 to 30	74.4	9	20.9
21/10/2025	14:00	0	2	27	23	6	2	0	0	0	0	0	0	0	0	0	0	0	0	0	0	60	25.6	29.8	20 to 30	83.3	8	13.3
21/10/2025	15:00	0	4	23	24	13	2	1	0	0	0	0	0	0	0	0	0	0	0	0	0	67	26.5	32.3	20 to 30	70.1	16	23.9
21/10/2025	16:00	2	3	20	20	15	8	2	0	0	0	0	0	0	0	0	0	0	0	0	0	70	27.6	35	20 to 30	57.1	25	35.7
21/10/2025	17:00	0	6	10	14	5	2	0	0	0	0	0	0	0	0	0	0	0	0	0	0	37	25.5	31	20 to 30	64.9	7	18.9
21/10/2025	18:00	0	2	6	7	5	0	0	0	0	0	0	0	0	0	0	0	0	0	0	0	20	25.9	32	20 to 30	65.0	5	25.0
21/10/2025	19:00	0	1	4	4	2	2	0	0	0	0	0	0	0	0	0	0	0	0	0	0	13	27	35	20 to 30	61.5	4	30.8
21/10/2025	20:00	0	1	3	1	1	0	0	0	0	0	0	0	0	0	0	0	0	0	0	0	6	23.7	30	15 to 25	66.7	1	16.7
21/10/2025	21:00	0	1	1	0	0	0	0	0	0	0	0	0	0	0	0	0	0	0	0	0	2	19.5	25	15 to 25	100.0	*	*
21/10/2025	22:00	0	0	0	0	0	0	0	0	0	0	0	0	0	0	0	0	0	0	0	0	0	0	*	*	*	*	
21/10/2025	23:00	0	0	0	1	0	0	0	0	0	0	0	0	0	0	0	0	0	0	0	0	1	27	30	20 to 30	100.0	*	*
24 Hr Summary		9	42	188	202	96	37	4	0	0	0	0	0	0	0	0	0	0	0	0	0	578	26.2	32.6	20 to 30	67.5	137	23.7

Incoming Histogram

Back Lane

from Sat-Oct-18-2025-11-00-AM to Fri-Oct-31-2025-03-59-PM

Date	Starting Hr:min	<15	15 to <20	20 to <25	25 to <30	30 to <35	35 to <40	40 to <45	45 to <50	50 to <55	55 to <60	60 to <65	65 to <70	70 to <75	75 to <80	80 to <85	85 to <90	90 to <95	95 to <100	100 to >105	Total Counts	Avg Speed (MPH)	85pet Speed	10MPH Pace	% in pace	# of Speeders	% Speeders
22/10/2025	00:00	0	0	0	0	0	0	0	0	0	0	0	0	0	0	0	0	0	0	0	0	0	0	*	*	*	*
22/10/2025	01:00	0	0	0	0	0	0	0	0	0	0	0	0	0	0	0	0	0	0	0	0	0	0	*	*	*	*
22/10/2025	02:00	0	0	0	0	1	0	0	0	0	0	0	0	0	0	0	0	0	0	0	1	32	35	25 to 35	100.0	1	100.0
22/10/2025	03:00	0	0	0	1	0	1	0	0	0	0	0	0	0	0	0	0	0	0	0	2	32	40	20 to 30	50.0	1	50.0
22/10/2025	04:00	0	0	2	3	0	1	0	0	0	0	0	0	0	0	0	0	0	0	0	6	27.2	30	20 to 30	83.3	1	16.7
22/10/2025	05:00	0	1	1	4	3	1	0	1	0	0	0	0	0	0	0	0	0	0	0	11	29.8	35	25 to 35	63.6	5	45.5
22/10/2025	06:00	0	2	14	12	7	2	0	0	0	0	0	0	0	0	0	0	0	0	0	37	26.4	32.1	20 to 30	70.3	9	24.3
22/10/2025	07:00	3	6	17	18	8	9	0	0	0	0	0	0	0	0	0	0	0	0	0	61	26.2	35	20 to 30	57.4	17	27.9
22/10/2025	08:00	3	5	21	11	5	2	0	0	0	0	0	0	0	0	0	0	0	0	0	47	23.9	30	20 to 30	68.1	7	14.9
22/10/2025	09:00	0	2	16	10	10	2	0	0	0	0	0	0	0	0	0	0	0	0	0	40	26.5	33	20 to 30	65.0	12	30.0
22/10/2025	10:00	2	3	22	12	4	2	0	0	0	0	0	0	0	0	0	0	0	0	0	45	24.4	29.6	20 to 30	75.6	6	13.3
22/10/2025	11:00	2	4	13	12	8	3	0	0	0	0	0	0	0	0	0	0	0	0	0	42	25.7	33.1	20 to 30	59.5	11	26.2
22/10/2025	12:00	1	1	8	11	9	3	1	0	0	0	0	0	0	0	0	0	0	0	0	34	28	34.4	25 to 35	58.8	13	38.2
22/10/2025	13:00	1	3	19	14	9	1	0	0	0	0	0	0	0	0	0	0	0	0	0	47	25.4	31.7	20 to 30	70.2	10	21.3
22/10/2025	14:00	1	5	19	31	8	0	1	0	0	0	0	0	0	0	0	0	0	0	0	65	25.7	29.8	20 to 30	76.9	9	13.8
22/10/2025	15:00	1	6	27	15	9	5	0	0	0	0	0	0	0	0	0	0	0	0	0	63	25.5	32.8	20 to 30	66.7	14	22.2
22/10/2025	16:00	2	2	22	25	5	6	1	0	0	0	0	0	0	0	0	0	0	0	0	63	26.3	33	20 to 30	74.6	12	19.0
22/10/2025	17:00	0	3	16	12	2	4	0	0	0	0	0	0	0	0	0	0	0	0	0	37	25.6	30	20 to 30	75.7	6	16.2
22/10/2025	18:00	0	3	11	6	2	0	0	0	0	0	0	0	0	0	0	0	0	0	0	22	23.8	29.2	20 to 30	77.3	2	9.1
22/10/2025	19:00	2	2	8	7	2	0	0	0	0	0	0	0	0	0	0	0	0	0	0	21	23.4	29.3	20 to 30	71.4	2	9.5
22/10/2025	20:00	0	3	1	1	0	0	0	0	0	0	0	0	0	0	0	0	0	0	0	5	20.2	25	15 to 25	80.0	*	*
22/10/2025	21:00	0	1	2	1	1	1	0	0	0	0	0	0	0	0	0	0	0	0	0	6	26.2	35	15 to 25	50.0	2	33.3
22/10/2025	22:00	0	1	0	0	0	0	0	0	0	0	0	0	0	0	0	0	0	0	0	1	17	20	10 to 20	100.0	*	*
22/10/2025	23:00	0	0	0	0	0	0	0	0	0	0	0	0	0	0	0	0	0	0	0	0	0	0	*	*	*	*
24 Hr Summary		18	53	239	206	93	43	3	1	0	0	0	0	0	0	0	0	0	0	0	656	25.7	32.3	20 to 30	67.8	140	21.3

Incoming Histogram

Back Lane

from Sat-Oct-18-2025-11-00-AM to Fri-Oct-31-2025-03-59-PM

Date	Starting Hr:min	<15	15 to <20	20 to <25	25 to <30	30 to <35	35 to <40	40 to <45	45 to <50	50 to <55	55 to <60	60 to <65	65 to <70	70 to <75	75 to <80	80 to <85	85 to <90	90 to <95	95 to <100	100 to >105	Total Counts	Avg Speed (MPH)	85pet Speed	10MPH Pace	% in pace	# of Speeders	% Speeders
23/10/2025	00:00	0	0	0	0	0	0	0	0	0	0	0	0	0	0	0	0	0	0	0	0	0	0	*	*	*	*
23/10/2025	01:00	0	0	0	0	0	0	0	0	0	0	0	0	0	0	0	0	0	0	0	0	0	0	*	*	*	*
23/10/2025	02:00	0	0	0	0	0	0	0	0	0	0	0	0	0	0	0	0	0	0	0	0	0	0	*	*	*	*
23/10/2025	03:00	0	0	0	0	0	1	0	0	0	0	0	0	0	0	0	0	0	0	0	1	37	40	30 to 40	100.0	1	100.0
23/10/2025	04:00	1	0	1	0	1	1	0	0	0	0	0	0	0	0	0	0	0	0	0	4	25.8	35	30 to 40	50.0	2	50.0
23/10/2025	05:00	1	1	1	1	1	1	0	0	0	0	0	0	0	0	0	0	0	0	0	6	24.5	35	10 to 20	33.3	2	33.3
23/10/2025	06:00	0	2	15	18	11	1	0	0	0	0	0	0	0	0	0	0	0	0	0	47	26.6	32.3	20 to 30	70.2	12	25.5
23/10/2025	07:00	1	5	11	18	6	5	0	0	0	0	0	0	0	0	0	0	0	0	0	46	26.4	33.3	20 to 30	63.0	11	23.9
23/10/2025	08:00	2	7	15	12	5	1	0	0	0	0	0	0	0	0	0	0	0	0	0	42	23.9	30	20 to 30	64.3	6	14.3
23/10/2025	09:00	1	10	13	18	4	1	0	0	0	0	0	0	0	0	0	0	0	0	0	47	23.9	29.4	20 to 30	66.0	5	10.6
23/10/2025	10:00	0	1	21	13	5	5	0	0	0	0	0	0	0	0	0	0	0	0	0	45	26.4	33	20 to 30	75.6	10	22.2
23/10/2025	11:00	1	9	12	14	8	1	0	1	0	0	0	0	0	0	0	0	0	0	0	46	25.2	31.9	20 to 30	56.5	10	21.7
23/10/2025	12:00	2	4	17	7	7	1	0	0	0	0	0	0	0	0	0	0	0	0	0	38	24.4	31.4	20 to 30	63.2	8	21.1
23/10/2025	13:00	1	6	8	13	10	2	0	0	0	0	0	0	0	0	0	0	0	0	0	40	26.1	33	25 to 35	57.5	12	30.0
23/10/2025	14:00	1	6	21	22	10	2	1	0	0	0	0	0	0	0	0	0	0	0	0	63	25.8	32	20 to 30	68.3	13	20.6
23/10/2025	15:00	0	4	18	18	12	6	0	0	0	0	0	0	0	0	0	0	0	0	0	58	27.1	33.8	20 to 30	62.1	18	31.0
23/10/2025	16:00	1	5	29	18	13	1	0	0	0	0	0	0	0	0	0	0	0	0	0	67	25.3	31.5	20 to 30	70.1	14	20.9
23/10/2025	17:00	1	4	20	11	8	1	0	0	0	0	0	0	0	0	0	0	0	0	0	45	24.9	31.2	20 to 30	68.9	9	20.0
23/10/2025	18:00	1	1	10	8	5	2	0	0	0	0	0	0	0	0	0	0	0	0	0	27	26.1	33	20 to 30	66.7	7	25.9
23/10/2025	19:00	0	1	3	2	1	0	0	0	0	0	0	0	0	0	0	0	0	0	0	7	24.1	30	20 to 30	71.4	1	14.3
23/10/2025	20:00	0	2	5	4	3	0	0	1	0	0	0	0	0	0	0	0	0	0	0	15	26.5	33.3	20 to 30	60.0	4	26.7
23/10/2025	21:00	0	2	0	4	0	0	0	0	0	0	0	0	0	0	0	0	0	0	0	6	23.8	28.8	20 to 30	66.7	*	*
23/10/2025	22:00	0	0	5	1	3	0	0	0	0	0	0	0	0	0	0	0	0	0	0	9	26	33.3	20 to 30	66.7	3	33.3
23/10/2025	23:00	0	0	1	0	0	0	0	0	0	0	0	0	0	0	0	0	0	0	0	1	22	25	15 to 25	100.0	*	*
24 Hr Summary		14	70	226	202	113	32	1	2	0	0	0	0	0	0	0	0	0	0	0	660	25.6	32.2	20 to 30	64.8	148	22.4

Incoming Histogram

Back Lane

from Sat-Oct-18-2025-11-00-AM to Fri-Oct-31-2025-03-59-PM

Date	Starting Hr:min	<15	15 to <20	20 to <25	25 to <30	30 to <35	35 to <40	40 to <45	45 to <50	50 to <55	55 to <60	60 to <65	65 to <70	70 to <75	75 to <80	80 to <85	85 to <90	90 to <95	95 to <100	100 to >105	Total Counts	Avg Speed (MPH)	85pct Speed	10MPH Pace	% in pace	# of Speeders	% Speeders	
24/10/2025	00:00	0	0	0	0	0	0	0	0	0	0	0	0	0	0	0	0	0	0	0	0	0	0	*	*	*	*	
24/10/2025	01:00	0	0	0	0	0	0	0	0	0	0	0	0	0	0	0	0	0	0	0	0	0	0	*	*	*	*	
24/10/2025	02:00	0	0	0	0	0	0	0	0	0	0	0	0	0	0	0	0	0	0	0	0	0	0	*	*	*	*	
24/10/2025	03:00	0	0	0	0	0	0	0	0	0	0	0	0	0	0	0	0	0	0	0	0	0	0	*	*	*	*	
24/10/2025	04:00	3	1	0	1	0	0	0	0	0	0	0	0	0	0	0	0	0	0	0	0	5	16.2	20	10 to 20	80.0	*	*
24/10/2025	05:00	0	2	6	0	2	1	0	0	0	0	0	0	0	0	0	0	0	0	0	0	11	24.5	32.5	15 to 25	72.7	3	27.3
24/10/2025	06:00	0	5	10	15	6	3	1	0	0	0	0	0	0	0	0	0	0	0	0	0	40	26.6	33.3	20 to 30	62.5	10	25.0
24/10/2025	07:00	5	4	11	17	9	2	0	0	0	0	0	0	0	0	0	0	0	0	0	0	48	24.9	32.2	20 to 30	58.3	11	22.9
24/10/2025	08:00	2	2	11	13	7	0	0	0	0	0	0	0	0	0	0	0	0	0	0	0	35	25.2	31.4	20 to 30	68.6	7	20.0
24/10/2025	09:00	2	4	15	12	10	3	0	0	0	0	0	0	0	0	0	0	0	0	0	0	46	25.8	33	20 to 30	58.7	13	28.3
24/10/2025	10:00	3	4	22	11	9	0	1	0	0	0	0	0	0	0	0	0	0	0	0	0	50	24.6	31.1	20 to 30	66.0	10	20.0
24/10/2025	11:00	1	3	10	14	9	4	0	0	0	0	0	0	0	0	0	0	0	0	0	0	41	26.9	33.9	20 to 30	58.5	13	31.7
24/10/2025	12:00	4	3	14	12	11	3	1	0	0	0	0	0	0	0	0	0	0	0	0	0	48	26	33.6	20 to 30	54.2	15	31.3
24/10/2025	13:00	3	4	13	16	7	2	2	0	0	0	0	0	0	0	0	0	0	0	0	0	47	25.9	32.9	20 to 30	61.7	11	23.4
24/10/2025	14:00	0	4	20	16	16	5	0	0	0	0	0	0	0	0	0	0	0	0	0	0	61	27.1	33.8	20 to 30	59.0	21	34.4
24/10/2025	15:00	1	3	18	16	9	1	1	0	0	0	0	0	0	0	0	0	0	0	0	0	49	26	32.2	20 to 30	69.4	11	22.4
24/10/2025	16:00	0	5	11	12	8	4	0	0	0	0	0	0	0	0	0	0	0	0	0	0	40	26.6	33.8	20 to 30	57.5	12	30.0
24/10/2025	17:00	0	5	17	7	10	1	0	0	0	0	0	0	0	0	0	0	0	0	0	0	40	25.4	32.5	20 to 30	60.0	11	27.5
24/10/2025	18:00	0	1	5	6	2	0	0	0	0	0	0	0	0	0	0	0	0	0	0	0	14	25.4	30	20 to 30	78.6	2	14.3
24/10/2025	19:00	0	2	2	4	2	1	0	0	0	0	0	0	0	0	0	0	0	0	0	0	11	26.2	32.5	20 to 30	54.5	3	27.3
24/10/2025	20:00	0	2	5	3	0	0	1	0	0	0	0	0	0	0	0	0	0	0	0	0	11	24.5	28.3	20 to 30	72.7	1	9.1
24/10/2025	21:00	0	1	1	1	2	0	0	0	0	0	0	0	0	0	0	0	0	0	0	0	5	26	32.5	25 to 35	60.0	2	40.0
24/10/2025	22:00	0	0	3	1	0	0	0	0	0	0	0	0	0	0	0	0	0	0	0	0	4	23.5	25	20 to 30	100.0	*	*
24/10/2025	23:00	0	0	0	1	0	0	0	0	0	0	0	0	0	0	0	0	0	0	0	0	1	27	30	20 to 30	100.0	*	*
24 Hr Summary		24	55	194	178	119	30	7	0	0	0	0	0	0	0	0	0	0	0	0	0	607	25.8	32.7	20 to 30	61.3	156	25.7

Incoming Histogram

Back Lane

from Sat-Oct-18-2025-11-00-AM to Fri-Oct-31-2025-03-59-PM

Date	Starting Hr:min	<15	15 to <20	20 to <25	25 to <30	30 to <35	35 to <40	40 to <45	45 to <50	50 to <55	55 to <60	60 to <65	65 to <70	70 to <75	75 to <80	80 to <85	85 to <90	90 to <95	95 to <100	100 to >105	Total Counts	Avg Speed (MPH)	85pet Speed	10MPH Pace	% in pace	# of Speeders	% Speeders	
25/10/2025	00:00	0	0	0	0	0	0	0	0	0	0	0	0	0	0	0	0	0	0	0	0	0	0	*	*	*	*	
25/10/2025	01:00	0	0	0	0	0	0	0	0	0	0	0	0	0	0	0	0	0	0	0	0	0	0	*	*	*	*	
25/10/2025	02:00	0	0	0	0	0	0	0	0	0	0	0	0	0	0	0	0	0	0	0	0	0	0	*	*	*	*	
25/10/2025	03:00	0	0	0	0	0	0	0	0	0	0	0	0	0	0	0	0	0	0	0	0	0	0	*	*	*	*	
25/10/2025	04:00	0	0	0	2	1	0	0	0	0	0	0	0	0	0	0	0	0	0	0	0	3	29	35	25 to 35	100.0	1	33.3
25/10/2025	05:00	0	1	0	0	0	0	0	0	0	0	0	0	0	0	0	0	0	0	0	0	1	17	20	10 to 20	100.0	*	*
25/10/2025	06:00	0	2	1	3	3	0	0	0	0	0	0	0	0	0	0	0	0	0	0	0	9	26	33.3	25 to 35	66.7	3	33.3
25/10/2025	07:00	0	1	7	7	2	2	0	0	0	0	0	0	0	0	0	0	0	0	0	0	19	26.5	32.5	20 to 30	73.7	4	21.1
25/10/2025	08:00	3	1	9	10	5	2	0	0	0	0	0	0	0	0	0	0	0	0	0	0	30	25.2	33	20 to 30	63.3	7	23.3
25/10/2025	09:00	1	0	12	10	6	1	0	0	0	0	0	0	0	0	0	0	0	0	0	0	30	26.2	32.5	20 to 30	73.3	7	23.3
25/10/2025	10:00	0	8	15	15	3	1	0	0	0	0	0	0	0	0	0	0	0	0	0	0	42	24.2	29.3	20 to 30	71.4	4	9.5
25/10/2025	11:00	0	2	12	14	4	5	0	0	0	0	0	0	0	0	0	0	0	0	0	0	37	26.9	33.8	20 to 30	70.3	9	24.3
25/10/2025	12:00	0	4	15	14	8	2	0	0	0	0	0	0	0	0	0	0	0	0	0	0	43	25.9	32.5	20 to 30	67.4	10	23.3
25/10/2025	13:00	1	4	10	15	7	0	0	0	0	0	0	0	0	0	0	0	0	0	0	0	37	25.4	30.7	20 to 30	67.6	7	18.9
25/10/2025	14:00	0	2	10	9	6	3	1	0	0	0	0	0	0	0	0	0	0	0	0	0	31	27.4	34.2	20 to 30	61.3	10	32.3
25/10/2025	15:00	0	2	12	11	5	0	0	0	0	0	0	0	0	0	0	0	0	0	0	0	30	25.4	31	20 to 30	76.7	5	16.7
25/10/2025	16:00	1	1	5	10	5	0	0	0	0	0	0	0	0	0	0	0	0	0	0	0	22	26.1	32	20 to 30	68.2	5	22.7
25/10/2025	17:00	2	1	11	9	3	1	0	0	0	0	0	0	0	0	0	0	0	0	0	0	27	24.6	30	20 to 30	74.1	4	14.8
25/10/2025	18:00	1	1	8	4	2	0	0	1	0	0	0	0	0	0	0	0	0	0	0	0	17	24.8	30	20 to 30	70.6	3	17.6
25/10/2025	19:00	0	2	6	3	0	0	0	0	0	0	0	0	0	0	0	0	0	0	0	0	11	22.6	26.7	20 to 30	81.8	*	*
25/10/2025	20:00	0	0	3	2	2	0	0	0	0	0	0	0	0	0	0	0	0	0	0	0	7	26.4	32.5	20 to 30	71.4	2	28.6
25/10/2025	21:00	0	1	6	4	0	0	0	0	0	0	0	0	0	0	0	0	0	0	0	0	11	23.6	27.5	20 to 30	90.9	*	*
25/10/2025	22:00	0	0	1	2	1	0	0	0	0	0	0	0	0	0	0	0	0	0	0	0	4	27	30	20 to 30	75.0	1	25.0
25/10/2025	23:00	0	0	0	0	0	0	0	0	0	0	0	0	0	0	0	0	0	0	0	0	0	0	*	*	*	*	
24 Hr Summary		9	33	143	144	63	17	1	1	0	0	0	0	0	0	0	0	0	0	0	0	411	25.6	31.6	20 to 30	69.8	82	20.0

Incoming Histogram

Back Lane

from Sat-Oct-18-2025-11-00-AM to Fri-Oct-31-2025-03-59-PM

Date	Starting Hr:min	<15	15 to <20	20 to <25	25 to <30	30 to <35	35 to <40	40 to <45	45 to <50	50 to <55	55 to <60	60 to <65	65 to <70	70 to <75	75 to <80	80 to <85	85 to <90	90 to <95	95 to <100	100 to >105	Total Counts	Avg Speed (MPH)	85pet Speed	10MPH Pace	% in pace	# of Speeders	% Speeders	
26/10/2025	00:00	1	1	1	0	1	0	0	0	0	0	0	0	0	0	0	0	0	0	0	0	4	20.8	25	10 to 20	50.0	1	25.0
26/10/2025	01:00	0	0	1	0	0	0	0	0	0	0	0	0	0	0	0	0	0	0	0	0	1	22	25	15 to 25	100.0	*	*
26/10/2025	02:00	0	0	0	0	0	0	0	0	0	0	0	0	0	0	0	0	0	0	0	0	0	0	0	*	*	*	*
26/10/2025	03:00	0	0	0	0	0	0	0	0	0	0	0	0	0	0	0	0	0	0	0	0	0	0	0	*	*	*	*
26/10/2025	04:00	0	0	0	1	0	1	0	0	0	0	0	0	0	0	0	0	0	0	0	0	2	32	40	20 to 30	50.0	1	50.0
26/10/2025	05:00	0	0	0	2	1	0	0	0	0	0	0	0	0	0	0	0	0	0	0	0	3	29	35	25 to 35	100.0	1	33.3
26/10/2025	06:00	0	0	0	0	1	0	0	0	0	0	0	0	0	0	0	0	0	0	0	0	1	32	35	25 to 35	100.0	1	100.0
26/10/2025	07:00	0	0	0	3	1	0	0	0	0	0	0	0	0	0	0	0	0	0	0	0	4	28.5	30	25 to 35	100.0	1	25.0
26/10/2025	08:00	0	0	1	1	2	1	0	0	0	0	0	0	0	0	0	0	0	0	0	0	5	30	35	25 to 35	60.0	3	60.0
26/10/2025	09:00	0	3	11	8	0	1	0	0	0	0	0	0	0	0	0	0	0	0	0	0	23	23.9	28.8	20 to 30	82.6	1	4.3
26/10/2025	10:00	0	4	10	12	7	0	1	0	0	0	0	0	0	0	0	0	0	0	0	0	34	26	32.1	20 to 30	64.7	8	23.5
26/10/2025	11:00	0	3	9	11	3	2	0	0	0	0	0	0	0	0	0	0	0	0	0	0	28	25.8	31.7	20 to 30	71.4	5	17.9
26/10/2025	12:00	2	5	14	14	8	2	1	0	0	0	0	0	0	0	0	0	0	0	0	0	46	25.6	32.5	20 to 30	60.9	11	23.9
26/10/2025	13:00	3	5	17	11	7	1	0	0	0	0	0	0	0	0	0	0	0	0	0	0	44	24.2	30.7	20 to 30	63.6	8	18.2
26/10/2025	14:00	4	3	11	9	3	3	0	0	0	0	0	0	0	0	0	0	0	0	0	0	33	24.2	31.7	20 to 30	60.6	6	18.2
26/10/2025	15:00	2	2	15	15	4	1	0	0	0	0	0	0	0	0	0	0	0	0	0	0	39	24.8	29.7	20 to 30	76.9	5	12.8
26/10/2025	16:00	0	2	8	7	4	1	1	0	0	0	0	0	0	0	0	0	0	0	0	0	23	26.5	33.8	20 to 30	65.2	6	26.1
26/10/2025	17:00	2	2	9	5	1	0	0	0	0	0	0	0	0	0	0	0	0	0	0	0	19	22.6	28	20 to 30	73.7	1	5.3
26/10/2025	18:00	0	5	6	4	3	0	0	0	0	0	0	0	0	0	0	0	0	0	0	0	18	23.5	30	15 to 25	61.1	3	16.7
26/10/2025	19:00	0	2	4	2	4	0	0	0	0	0	0	0	0	0	0	0	0	0	0	0	12	25.3	32.5	15 to 25	50.0	4	33.3
26/10/2025	20:00	0	1	5	0	0	1	0	0	0	0	0	0	0	0	0	0	0	0	0	0	7	23.7	25	15 to 25	85.7	1	14.3
26/10/2025	21:00	0	0	0	1	0	1	0	0	0	0	0	0	0	0	0	0	0	0	0	0	2	32	40	20 to 30	50.0	1	50.0
26/10/2025	22:00	1	1	0	0	0	0	0	0	0	0	0	0	0	0	0	0	0	0	0	0	2	14.5	20	10 to 20	100.0	*	*
26/10/2025	23:00	0	0	0	0	0	0	0	0	0	0	0	0	0	0	0	0	0	0	0	0	0	0	0	*	*	*	*
24 Hr Summary		15	39	122	106	50	15	3	0	0	0	0	0	0	0	0	0	0	0	0	0	350	25	31.6	20 to 30	65.1	68	19.4

Incoming Histogram

Back Lane

from Sat-Oct-18-2025-11-00-AM to Fri-Oct-31-2025-03-59-PM

Date	Starting Hr:min	<15	15 to <20	20 to <25	25 to <30	30 to <35	35 to <40	40 to <45	45 to <50	50 to <55	55 to <60	60 to <65	65 to <70	70 to <75	75 to <80	80 to <85	85 to <90	90 to <95	95 to <100	100 to >105	Total Counts	Avg Speed (MPH)	85pet Speed	10MPH Pace	% in pace	# of Speeders	% Speeders	
27/10/2025	00:00	0	0	1	1	0	0	0	0	0	0	0	0	0	0	0	0	0	0	0	0	2	24.5	30	20 to 30	100.0	*	*
27/10/2025	01:00	1	0	1	0	0	0	0	0	0	0	0	0	0	0	0	0	0	0	0	0	2	17	25	5 to 15	50.0	*	*
27/10/2025	02:00	0	0	0	0	0	0	0	0	0	0	0	0	0	0	0	0	0	0	0	0	0	0	0	*	*	*	*
27/10/2025	03:00	0	0	0	0	0	0	0	0	0	0	0	0	0	0	0	0	0	0	0	0	0	0	0	*	*	*	*
27/10/2025	04:00	0	0	0	1	1	0	0	0	0	0	0	0	0	0	0	0	0	0	0	0	2	29.5	35	25 to 35	100.0	1	50.0
27/10/2025	05:00	2	1	2	1	1	0	0	0	0	0	0	0	0	0	0	0	0	0	0	0	7	20.9	30	10 to 20	42.9	1	14.3
27/10/2025	06:00	0	0	2	3	4	5	0	0	0	0	0	0	0	0	0	0	0	0	0	0	14	31.4	38	30 to 40	64.3	9	64.3
27/10/2025	07:00	1	0	6	12	5	2	0	0	0	0	0	0	0	0	0	0	0	0	0	0	26	27.3	33	20 to 30	69.2	7	26.9
27/10/2025	08:00	0	3	5	9	4	2	0	0	0	0	0	0	0	0	0	0	0	0	0	0	23	26.5	33.8	20 to 30	60.9	6	26.1
27/10/2025	09:00	1	3	5	9	4	0	0	0	0	0	0	0	0	0	0	0	0	0	0	0	22	24.6	31.2	20 to 30	63.6	4	18.2
27/10/2025	10:00	5	5	11	13	5	2	0	0	0	0	0	0	0	0	0	0	0	0	0	0	41	23.9	31	20 to 30	58.5	7	17.1
27/10/2025	11:00	1	2	19	8	4	2	1	0	0	0	0	0	0	0	0	0	0	0	0	0	37	25.2	31.2	20 to 30	73.0	7	18.9
27/10/2025	12:00	0	4	13	16	5	3	0	0	0	0	0	0	0	0	0	0	0	0	0	0	41	26	32	20 to 30	70.7	8	19.5
27/10/2025	13:00	2	3	11	17	4	2	2	0	0	0	0	0	0	0	0	0	0	0	0	0	41	26.2	32.5	20 to 30	68.3	8	19.5
27/10/2025	14:00	0	5	8	11	5	2	0	0	0	0	0	0	0	0	0	0	0	0	0	0	31	25.8	32	20 to 30	61.3	7	22.6
27/10/2025	15:00	0	1	12	14	10	1	0	0	0	0	0	0	0	0	0	0	0	0	0	0	38	26.9	32.5	20 to 30	68.4	11	28.9
27/10/2025	16:00	1	4	21	10	9	4	0	0	0	0	0	0	0	0	0	0	0	0	0	0	49	25.7	33.3	20 to 30	63.3	13	26.5
27/10/2025	17:00	2	5	21	16	10	5	0	0	0	0	0	0	0	0	0	0	0	0	0	0	59	25.8	33	20 to 30	62.7	15	25.4
27/10/2025	18:00	0	6	13	6	4	1	0	0	0	0	0	0	0	0	0	0	0	0	0	0	30	24	31.2	15 to 25	63.3	5	16.7
27/10/2025	19:00	0	1	7	8	2	0	0	0	0	0	0	0	0	0	0	0	0	0	0	0	18	25.3	29.4	20 to 30	83.3	2	11.1
27/10/2025	20:00	0	0	7	2	2	1	0	0	0	0	0	0	0	0	0	0	0	0	0	0	12	25.9	32.5	20 to 30	75.0	3	25.0
27/10/2025	21:00	0	0	5	1	1	0	0	0	0	0	0	0	0	0	0	0	0	0	0	0	7	24.4	30	20 to 30	85.7	1	14.3
27/10/2025	22:00	0	0	2	2	0	0	0	0	0	0	0	0	0	0	0	0	0	0	0	0	4	24.8	27.5	20 to 30	100.0	*	*
27/10/2025	23:00	0	0	0	0	0	0	0	0	0	0	0	0	0	0	0	0	0	0	0	0	0	0	0	*	*	*	*
24 Hr Summary		16	43	172	160	80	32	3	0	0	0	0	0	0	0	0	0	0	0	0	0	506	25.7	32.4	20 to 30	65.6	115	22.7

Incoming Histogram

Back Lane

from Sat-Oct-18-2025-11-00-AM to Fri-Oct-31-2025-03-59-PM

Date	Starting Hr:min	<15	15 to <20	20 to <25	25 to <30	30 to <35	35 to <40	40 to <45	45 to <50	50 to <55	55 to <60	60 to <65	65 to <70	70 to <75	75 to <80	80 to <85	85 to <90	90 to <95	95 to <100	100 to >105	Total Counts	Avg Speed (MPH)	85pet Speed	10MPH Pace	% in pace	# of Speeders	% Speeders	
28/10/2025	00:00	0	0	0	1	0	0	0	0	0	0	0	0	0	0	0	0	0	0	0	0	1	27	30	20 to 30	100.0	*	*
28/10/2025	01:00	0	0	0	0	2	0	0	0	0	0	0	0	0	0	0	0	0	0	0	0	2	32	35	25 to 35	100.0	2	100.0
28/10/2025	02:00	0	0	0	0	0	0	0	0	0	0	0	0	0	0	0	0	0	0	0	0	0	0	0	*	*	*	*
28/10/2025	03:00	0	0	0	0	0	0	0	0	0	0	0	0	0	0	0	0	0	0	0	0	0	0	0	*	*	*	*
28/10/2025	04:00	0	0	1	0	1	1	0	0	0	0	0	0	0	0	0	0	0	0	0	0	3	30.3	40	30 to 40	66.7	2	66.7
28/10/2025	05:00	0	1	0	2	2	2	0	0	0	0	0	0	0	0	0	0	0	0	0	0	7	30	37.5	25 to 35	57.1	4	57.1
28/10/2025	06:00	1	1	2	3	5	1	0	0	0	0	0	0	0	0	0	0	0	0	0	0	13	26.7	34	25 to 35	61.5	6	46.2
28/10/2025	07:00	1	3	7	10	5	3	1	0	0	0	0	0	0	0	0	0	0	0	0	0	30	26.8	35	20 to 30	56.7	9	30.0
28/10/2025	08:00	0	0	12	6	7	0	0	0	0	0	0	0	0	0	0	0	0	0	0	0	25	26.2	32.1	20 to 30	72.0	7	28.0
28/10/2025	09:00	3	3	9	9	4	0	0	0	0	0	0	0	0	0	0	0	0	0	0	0	28	23.7	30	20 to 30	64.3	4	14.3
28/10/2025	10:00	2	2	17	15	9	0	0	0	0	0	0	0	0	0	0	0	0	0	0	0	45	25.1	31.1	20 to 30	71.1	9	20.0
28/10/2025	11:00	0	4	20	16	3	1	0	0	0	0	0	0	0	0	0	0	0	0	0	0	44	24.7	29.1	20 to 30	81.8	4	9.1
28/10/2025	12:00	2	3	25	23	7	1	0	0	0	0	0	0	0	0	0	0	0	0	0	0	61	25	29.8	20 to 30	78.7	8	13.1
28/10/2025	13:00	2	3	17	10	8	2	0	0	0	0	0	0	0	0	0	0	0	0	0	0	42	25.2	32.5	20 to 30	64.3	10	23.8
28/10/2025	14:00	0	0	8	12	7	1	0	0	0	0	0	0	0	0	0	0	0	0	0	0	28	27.4	32.9	20 to 30	71.4	8	28.6
28/10/2025	15:00	1	12	28	14	6	1	0	0	0	0	0	0	0	0	0	0	0	0	0	0	62	23.5	29.3	20 to 30	67.7	7	11.3
28/10/2025	16:00	0	6	17	21	5	3	2	0	0	0	0	0	0	0	0	0	0	0	0	0	54	26.2	32	20 to 30	70.4	10	18.5
28/10/2025	17:00	0	4	30	19	3	1	0	0	0	0	0	0	0	0	0	0	0	0	0	0	57	24.4	28.7	20 to 30	86.0	4	7.0
28/10/2025	18:00	0	5	11	4	6	0	1	0	0	0	0	0	0	0	0	0	0	0	0	0	27	25	32.5	15 to 25	59.3	7	25.9
28/10/2025	19:00	0	0	7	4	1	0	0	0	0	0	0	0	0	0	0	0	0	0	0	0	12	24.7	28.8	20 to 30	91.7	1	8.3
28/10/2025	20:00	0	1	4	3	4	0	0	0	0	0	0	0	0	0	0	0	0	0	0	0	12	26.3	32.5	20 to 30	58.3	4	33.3
28/10/2025	21:00	0	2	2	4	0	1	0	0	0	0	0	0	0	0	0	0	0	0	0	0	9	25	30	20 to 30	66.7	1	11.1
28/10/2025	22:00	0	0	3	5	1	0	0	0	0	0	0	0	0	0	0	0	0	0	0	0	9	25.9	30	20 to 30	88.9	1	11.1
28/10/2025	23:00	0	0	1	1	0	0	0	0	0	0	0	0	0	0	0	0	0	0	0	0	2	24.5	30	20 to 30	100.0	*	*
24 Hr Summary		12	50	221	182	86	18	4	0	0	0	0	0	0	0	0	0	0	0	0	0	573	25.3	31.3	20 to 30	70.3	108	18.8

Incoming Histogram

Back Lane

from Sat-Oct-18-2025-11-00-AM to Fri-Oct-31-2025-03-59-PM

Date	Starting Hr:min	<15	15 to <20	20 to <25	25 to <30	30 to <35	35 to <40	40 to <45	45 to <50	50 to <55	55 to <60	60 to <65	65 to <70	70 to <75	75 to <80	80 to <85	85 to <90	90 to <95	95 to <100	100 to >105	Total Counts	Avg Speed (MPH)	85pet Speed	10MPH Pace	% in pace	# of Speeders	% Speeders	
29/10/2025	00:00	0	0	0	0	0	0	0	0	0	0	0	0	0	0	0	0	0	0	0	0	0	0	*	*	*	*	
29/10/2025	01:00	0	1	1	1	0	0	0	0	0	0	0	0	0	0	0	0	0	0	0	0	3	22	30	15 to 25	66.7	*	*
29/10/2025	02:00	0	0	0	0	0	0	0	0	0	0	0	0	0	0	0	0	0	0	0	0	0	0	*	*	*	*	
29/10/2025	03:00	0	0	0	0	0	0	0	0	0	0	0	0	0	0	0	0	0	0	0	0	0	0	*	*	*	*	
29/10/2025	04:00	0	0	1	0	0	1	0	0	0	0	0	0	0	0	0	0	0	0	0	0	2	29.5	40	15 to 25	50.0	1	50.0
29/10/2025	05:00	0	1	2	0	3	1	0	0	0	0	0	0	0	0	0	0	0	0	0	0	7	27.7	35	30 to 40	57.1	4	57.1
29/10/2025	06:00	0	0	2	3	3	3	0	0	0	0	0	0	0	0	0	0	0	0	0	0	11	30.4	36.7	25 to 35	54.5	6	54.5
29/10/2025	07:00	0	3	11	4	5	3	0	0	0	0	0	0	0	0	0	0	0	0	0	0	26	26.1	34	20 to 30	57.7	8	30.8
29/10/2025	08:00	2	5	10	5	9	2	0	0	0	0	0	0	0	0	0	0	0	0	0	0	33	25.2	33.3	15 to 25	45.5	11	33.3
29/10/2025	09:00	1	4	12	18	3	0	0	0	0	0	0	0	0	0	0	0	0	0	0	0	38	24.6	29.2	20 to 30	78.9	3	7.9
29/10/2025	10:00	4	1	12	5	2	1	0	0	0	0	0	0	0	0	0	0	0	0	0	0	25	22.6	29	20 to 30	68.0	3	12.0
29/10/2025	11:00	1	3	13	13	4	0	0	0	0	0	0	0	0	0	0	0	0	0	0	0	34	24.6	29.6	20 to 30	76.5	4	11.8
29/10/2025	12:00	0	4	8	12	4	2	0	1	0	0	0	0	0	0	0	0	0	0	0	0	31	26.6	32.5	20 to 30	64.5	7	22.6
29/10/2025	13:00	0	3	14	15	6	1	0	0	0	0	0	0	0	0	0	0	0	0	0	0	39	25.7	30.8	20 to 30	74.4	7	17.9
29/10/2025	14:00	0	10	16	8	4	2	0	0	0	0	0	0	0	0	0	0	0	0	0	0	40	23.9	30	15 to 25	65.0	6	15.0
29/10/2025	15:00	1	4	22	18	6	0	0	0	0	0	0	0	0	0	0	0	0	0	0	0	51	24.7	29.4	20 to 30	78.4	6	11.8
29/10/2025	16:00	1	10	20	17	8	3	0	0	0	0	0	0	0	0	0	0	0	0	0	0	59	24.9	31.2	20 to 30	62.7	11	18.6
29/10/2025	17:00	2	4	23	19	10	0	0	0	0	0	0	0	0	0	0	0	0	0	0	0	58	24.9	30.5	20 to 30	72.4	10	17.2
29/10/2025	18:00	1	3	16	9	3	1	0	0	0	0	0	0	0	0	0	0	0	0	0	0	33	24.2	29.4	20 to 30	75.8	4	12.1
29/10/2025	19:00	1	3	3	4	3	0	0	0	0	0	0	0	0	0	0	0	0	0	0	0	14	23.9	31.7	20 to 30	50.0	3	21.4
29/10/2025	20:00	1	1	2	6	3	1	0	0	0	0	0	0	0	0	0	0	0	0	0	0	14	26.4	33.3	25 to 35	64.3	4	28.6
29/10/2025	21:00	0	0	4	2	1	0	0	0	0	0	0	0	0	0	0	0	0	0	0	0	7	24.9	30	20 to 30	85.7	1	14.3
29/10/2025	22:00	0	0	4	1	0	1	0	0	0	0	0	0	0	0	0	0	0	0	0	0	6	25.5	30	20 to 30	83.3	1	16.7
29/10/2025	23:00	0	0	0	2	0	0	0	0	0	0	0	0	0	0	0	0	0	0	0	0	2	27	30	20 to 30	100.0	*	*
24 Hr Summary		15	60	196	162	77	22	0	1	0	0	0	0	0	0	0	0	0	0	0	0	533	25	31.3	20 to 30	67.2	100	18.8

Incoming Histogram

Back Lane

from Sat-Oct-18-2025-11-00-AM to Fri-Oct-31-2025-03-59-PM

Date	Starting Hr:min	<15	15 to <20	20 to <25	25 to <30	30 to <35	35 to <40	40 to <45	45 to <50	50 to <55	55 to <60	60 to <65	65 to <70	70 to <75	75 to <80	80 to <85	85 to <90	90 to <95	95 to <100	100 to >105	Total Counts	Avg Speed (MPH)	85pet Speed	10MPH Pace	% in pace	# of Speeders	% Speeders	
30/10/2025	00:00	0	1	1	1	0	0	0	0	0	0	0	0	0	0	0	0	0	0	0	0	3	22	30	15 to 25	66.7	*	*
30/10/2025	01:00	0	0	0	0	2	0	0	0	0	0	0	0	0	0	0	0	0	0	0	0	2	32.5	35	25 to 35	100.0	2	100.0
30/10/2025	02:00	0	0	0	0	0	0	0	0	0	0	0	0	0	0	0	0	0	0	0	0	0	0	0	*	*	*	*
30/10/2025	03:00	0	0	0	1	0	0	0	0	0	0	0	0	0	0	0	0	0	0	0	0	1	27	30	20 to 30	100.0	*	*
30/10/2025	04:00	0	0	0	1	0	0	1	0	0	0	0	0	0	0	0	0	0	0	0	0	2	34.5	45	20 to 30	50.0	1	50.0
30/10/2025	05:00	0	0	1	0	1	1	0	0	0	0	0	0	0	0	0	0	0	0	0	0	3	30.3	40	30 to 40	66.7	2	66.7
30/10/2025	06:00	2	0	2	3	3	2	0	0	0	0	0	0	0	0	0	0	0	0	0	0	12	26.7	35	25 to 35	50.0	5	41.7
30/10/2025	07:00	0	0	3	8	9	3	1	0	0	0	0	0	0	0	0	0	0	0	0	0	24	30.3	35	25 to 35	70.8	13	54.2
30/10/2025	08:00	0	1	4	9	4	0	0	0	0	0	0	0	0	0	0	0	0	0	0	0	18	26.6	31.2	20 to 30	72.2	4	22.2
30/10/2025	09:00	1	5	14	15	6	2	0	0	0	0	0	0	0	0	0	0	0	0	0	0	43	25.3	31.7	20 to 30	67.4	8	18.6
30/10/2025	10:00	0	9	22	15	6	1	0	0	0	0	0	0	0	0	0	0	0	0	0	0	53	24.3	29.7	20 to 30	69.8	7	13.2
30/10/2025	11:00	0	4	16	12	3	0	0	0	0	0	0	0	0	0	0	0	0	0	0	0	35	24.3	29.2	20 to 30	80.0	3	8.6
30/10/2025	12:00	1	6	14	10	11	1	0	0	0	0	0	0	0	0	0	0	0	0	0	0	43	25.3	32.7	20 to 30	55.8	12	27.9
30/10/2025	13:00	1	1	14	14	8	1	1	0	0	0	0	0	0	0	0	0	0	0	0	0	40	26.4	32.5	20 to 30	70.0	10	25.0
30/10/2025	14:00	1	3	7	22	4	0	0	0	0	0	0	0	0	0	0	0	0	0	0	0	37	25.6	29.5	20 to 30	78.4	4	10.8
30/10/2025	15:00	0	1	17	20	8	3	0	0	0	0	0	0	0	0	0	0	0	0	0	0	49	26.8	32.5	20 to 30	75.5	11	22.4
30/10/2025	16:00	0	4	20	22	4	3	0	0	0	0	0	0	0	0	0	0	0	0	0	0	53	25.6	29.8	20 to 30	79.2	7	13.2
30/10/2025	17:00	0	10	30	17	10	5	1	0	0	0	0	0	0	0	0	0	0	0	0	0	73	25.5	32.5	20 to 30	64.4	16	21.9
30/10/2025	18:00	2	5	7	10	6	2	0	1	0	0	0	0	0	0	0	0	0	0	0	0	33	25.8	33.3	20 to 30	51.5	9	27.3
30/10/2025	19:00	0	1	6	4	2	2	0	0	0	0	0	0	0	0	0	0	0	0	0	0	15	26.5	35	20 to 30	66.7	4	26.7
30/10/2025	20:00	1	3	7	6	1	0	0	0	0	0	0	0	0	0	0	0	0	0	0	0	18	23	28.3	20 to 30	72.2	1	5.6
30/10/2025	21:00	0	0	3	2	2	1	0	0	0	0	0	0	0	0	0	0	0	0	0	0	8	27.8	35	20 to 30	62.5	3	37.5
30/10/2025	22:00	0	3	3	1	1	0	0	0	0	0	0	0	0	0	0	0	0	0	0	0	8	22.1	30	15 to 25	75.0	1	12.5
30/10/2025	23:00	0	0	1	0	0	0	0	0	0	0	0	0	0	0	0	0	0	0	0	0	1	22	25	15 to 25	100.0	*	*
24 Hr Summary		9	57	192	193	91	27	4	1	0	0	0	0	0	0	0	0	0	0	0	0	574	25.8	32	20 to 30	67.1	123	21.4

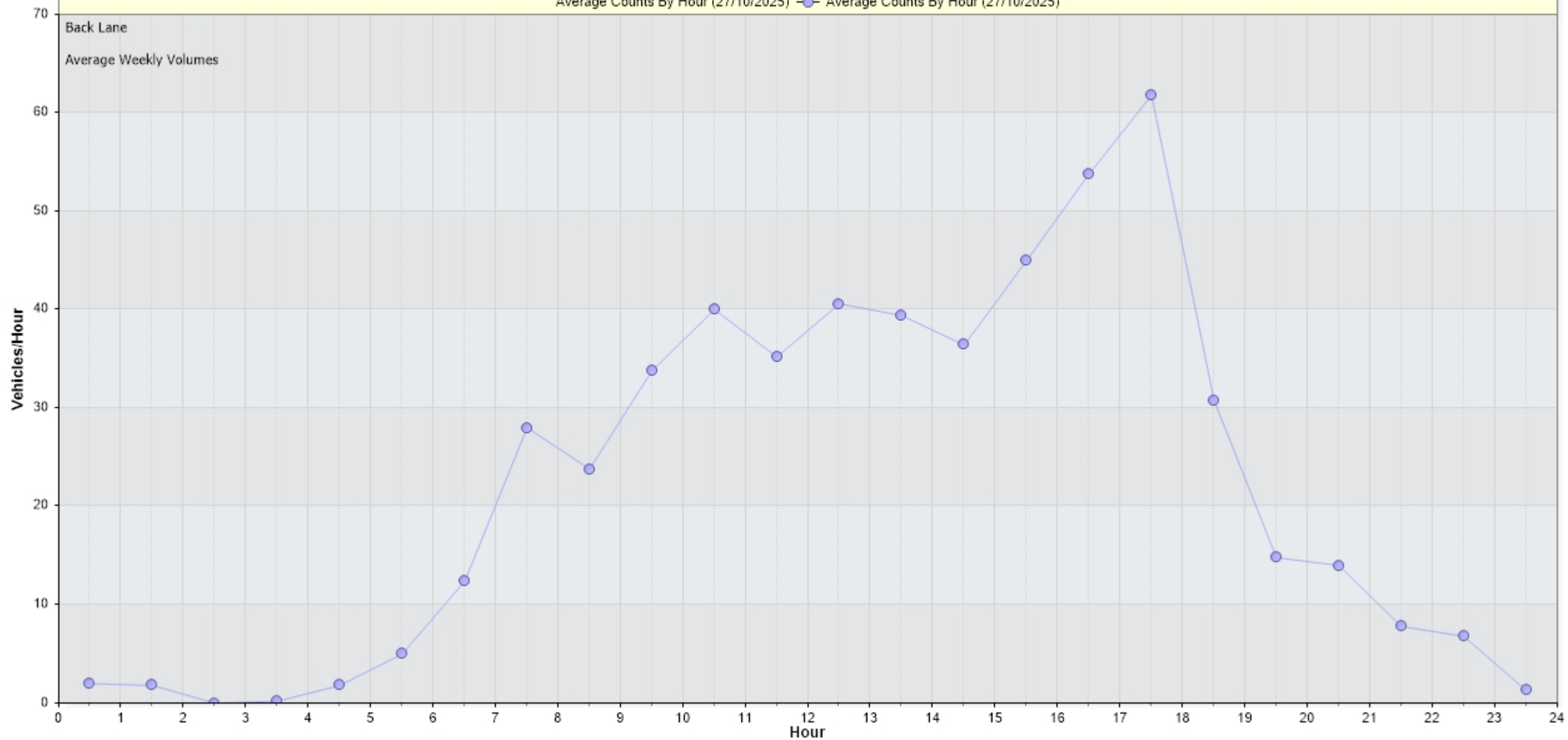
Incoming Histogram

Back Lane

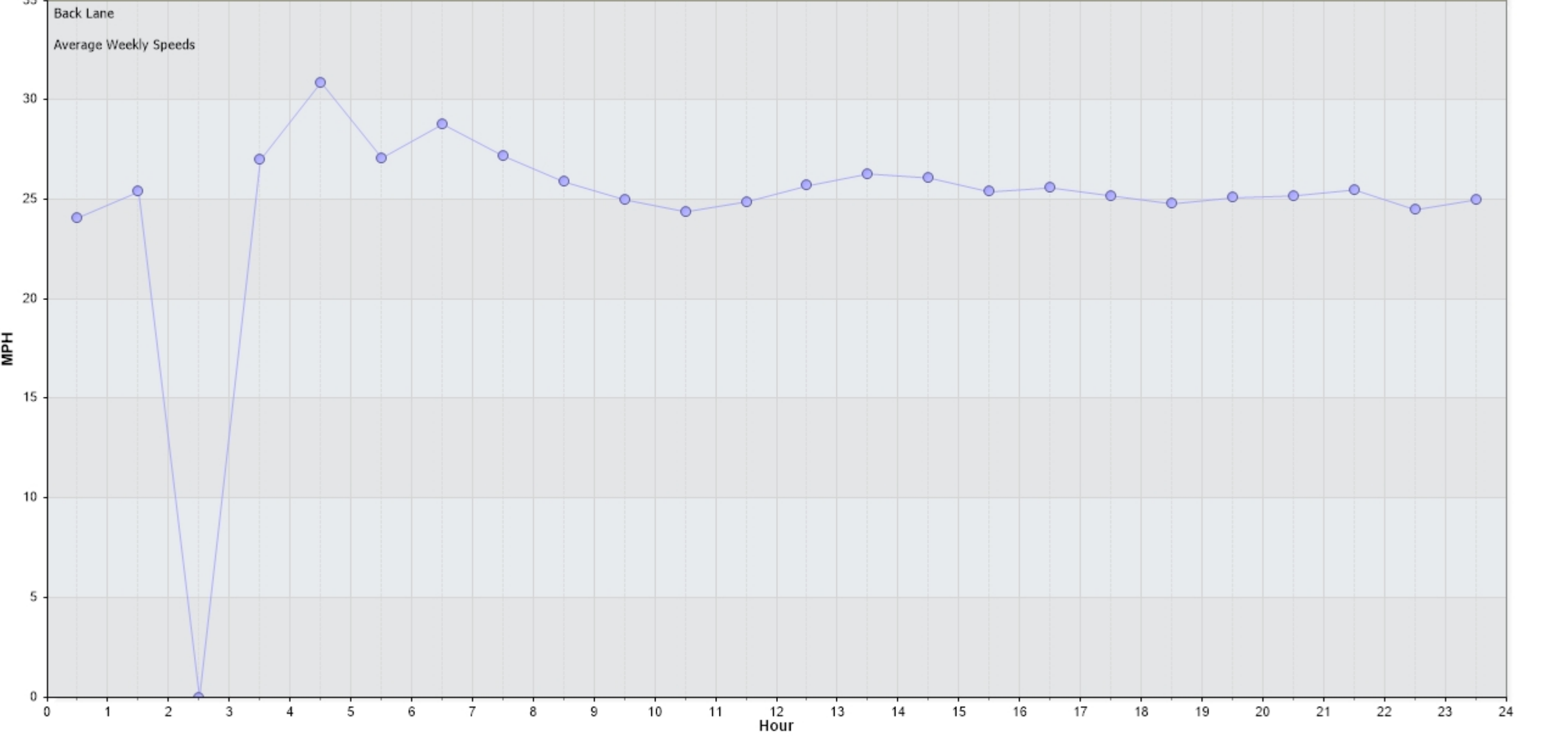
from Sat-Oct-18-2025-11-00-AM to Fri-Oct-31-2025-03-59-PM

Date	Starting Hr:min	<15	15 to <20	20 to <25	25 to <30	30 to <35	35 to <40	40 to <45	45 to <50	50 to <55	55 to <60	60 to <65	65 to <70	70 to <75	75 to <80	80 to <85	85 to <90	90 to <95	95 to <100	100 to >105	Total Counts	Avg Speed (MPH)	85pct Speed	10MPH Pace	% in pace	# of Speeders	% Speeders		
31/10/2025	00:00	0	0	2	2	0	0	0	0	0	0	0	0	0	0	0	0	0	0	0	0	4	24.8	27.5	20 to 30	100.0	*	*	
31/10/2025	01:00	0	0	0	0	0	0	0	0	0	0	0	0	0	0	0	0	0	0	0	0	0	0	0	*	*	*	*	
31/10/2025	02:00	0	0	0	0	0	0	0	0	0	0	0	0	0	0	0	0	0	0	0	0	0	0	0	*	*	*	*	
31/10/2025	03:00	0	0	0	0	0	0	0	0	0	0	0	0	0	0	0	0	0	0	0	0	0	0	0	*	*	*	*	
31/10/2025	04:00	0	0	0	0	0	0	0	0	0	0	0	0	0	0	0	0	0	0	0	0	0	0	0	*	*	*	*	
31/10/2025	05:00	0	0	0	0	0	1	0	0	0	0	0	0	0	0	0	0	0	0	0	0	1	37	40	30 to 40	100.0	1	100.0	
31/10/2025	06:00	0	0	4	3	2	3	0	0	0	0	0	0	0	0	0	0	0	0	0	0	12	28.8	36.7	20 to 30	58.3	5	41.7	
31/10/2025	07:00	0	3	14	8	5	4	0	0	0	0	0	0	0	0	0	0	0	0	0	0	34	26.2	34	20 to 30	64.7	9	26.5	
31/10/2025	08:00	0	1	9	6	3	1	0	0	0	0	0	0	0	0	0	0	0	0	0	0	20	25.6	31.7	20 to 30	75.0	4	20.0	
31/10/2025	09:00	0	4	11	13	9	1	0	0	0	0	0	0	0	0	0	0	0	0	0	0	38	26.2	32.2	20 to 30	63.2	10	26.3	
31/10/2025	10:00	0	4	15	8	8	1	0	0	0	0	0	0	0	0	0	0	0	0	0	0	36	25.4	32.5	20 to 30	63.9	9	25.0	
31/10/2025	11:00	1	3	7	10	2	2	1	0	0	0	0	0	0	0	0	0	0	0	0	0	26	25.8	32.5	20 to 30	65.4	5	19.2	
31/10/2025	12:00	0	1	11	9	5	1	0	0	0	0	0	0	0	0	0	0	0	0	0	0	27	26.1	32	20 to 30	74.1	6	22.2	
31/10/2025	13:00	0	3	6	11	11	4	0	0	0	0	0	0	0	0	0	0	0	0	0	0	35	28.3	34.5	25 to 35	62.9	15	42.9	
31/10/2025	14:00	1	2	11	15	11	5	1	0	0	0	0	0	0	0	0	0	0	0	0	0	46	27.8	34.5	20 to 30	56.5	17	37.0	
31/10/2025	15:00	1	2	10	4	5	2	1	0	0	0	0	0	0	0	0	0	0	0	0	0	25	26.2	34	20 to 30	56.0	8	32.0	
31/10/2025	16:00	*	*	*	*	*	*	*	*	*	*	*	*	*	*	*	*	*	*	*	*	*	*	*	*	*	*	*	*
31/10/2025	17:00	*	*	*	*	*	*	*	*	*	*	*	*	*	*	*	*	*	*	*	*	*	*	*	*	*	*	*	*
31/10/2025	18:00	*	*	*	*	*	*	*	*	*	*	*	*	*	*	*	*	*	*	*	*	*	*	*	*	*	*	*	*
31/10/2025	19:00	*	*	*	*	*	*	*	*	*	*	*	*	*	*	*	*	*	*	*	*	*	*	*	*	*	*	*	*
31/10/2025	20:00	*	*	*	*	*	*	*	*	*	*	*	*	*	*	*	*	*	*	*	*	*	*	*	*	*	*	*	*
31/10/2025	21:00	*	*	*	*	*	*	*	*	*	*	*	*	*	*	*	*	*	*	*	*	*	*	*	*	*	*	*	*
31/10/2025	22:00	*	*	*	*	*	*	*	*	*	*	*	*	*	*	*	*	*	*	*	*	*	*	*	*	*	*	*	*
31/10/2025	23:00	*	*	*	*	*	*	*	*	*	*	*	*	*	*	*	*	*	*	*	*	*	*	*	*	*	*	*	*
24 Hr Summary		3	23	100	89	61	25	3	0	0	0	0	0	0	0	0	0	0	0	0	0	304	26.6	33.5	20 to 30	62.2	89	29.3	

Incoming:Average Hourly Volume for Week of 27/10/2025
Average Counts By Hour (27/10/2025) — Average Counts By Hour (27/10/2025)



Incoming:Average Hourly WEEKDAY Speeds for Week of 27/10/2025
Average Hourly WEEKDAY Speeds By Hour (27/10/2025) — Average Hourly WEEKDAY Speeds By Hour (27/10/2025)

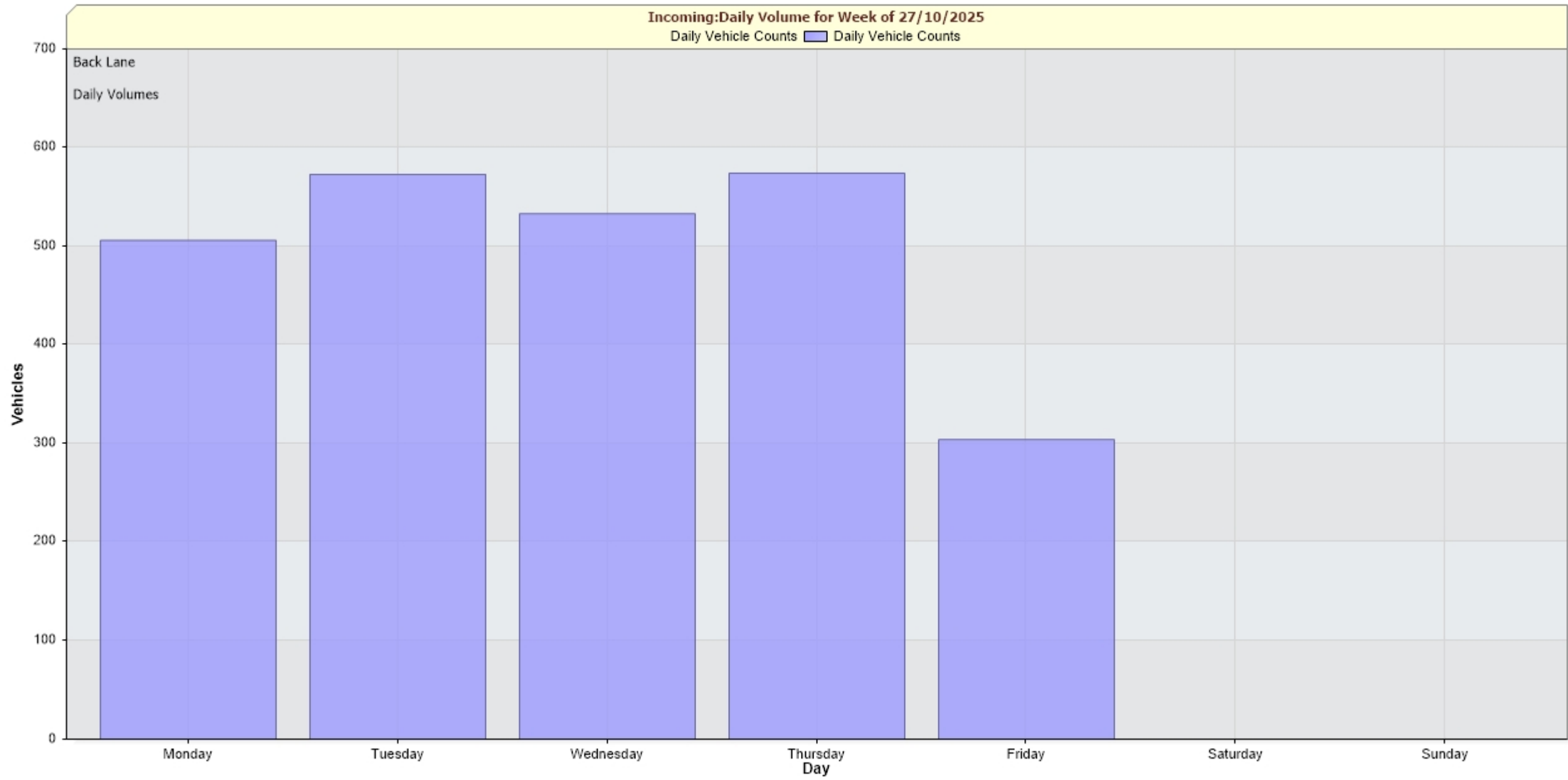


Incoming:Daily Volume for Week of 27/10/2025

Daily Vehicle Counts



Daily Vehicle Counts

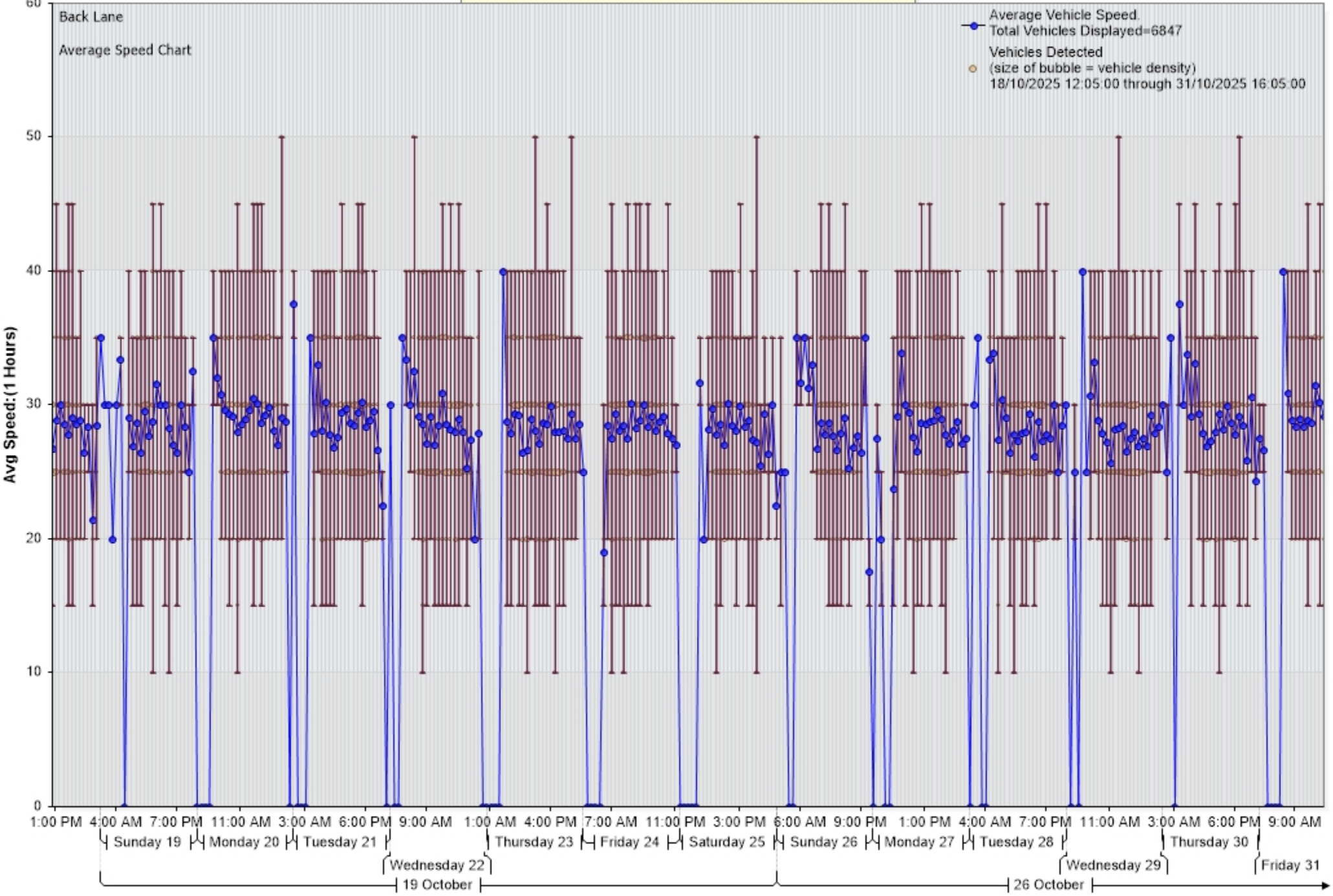


Back Lane

Daily Volumes

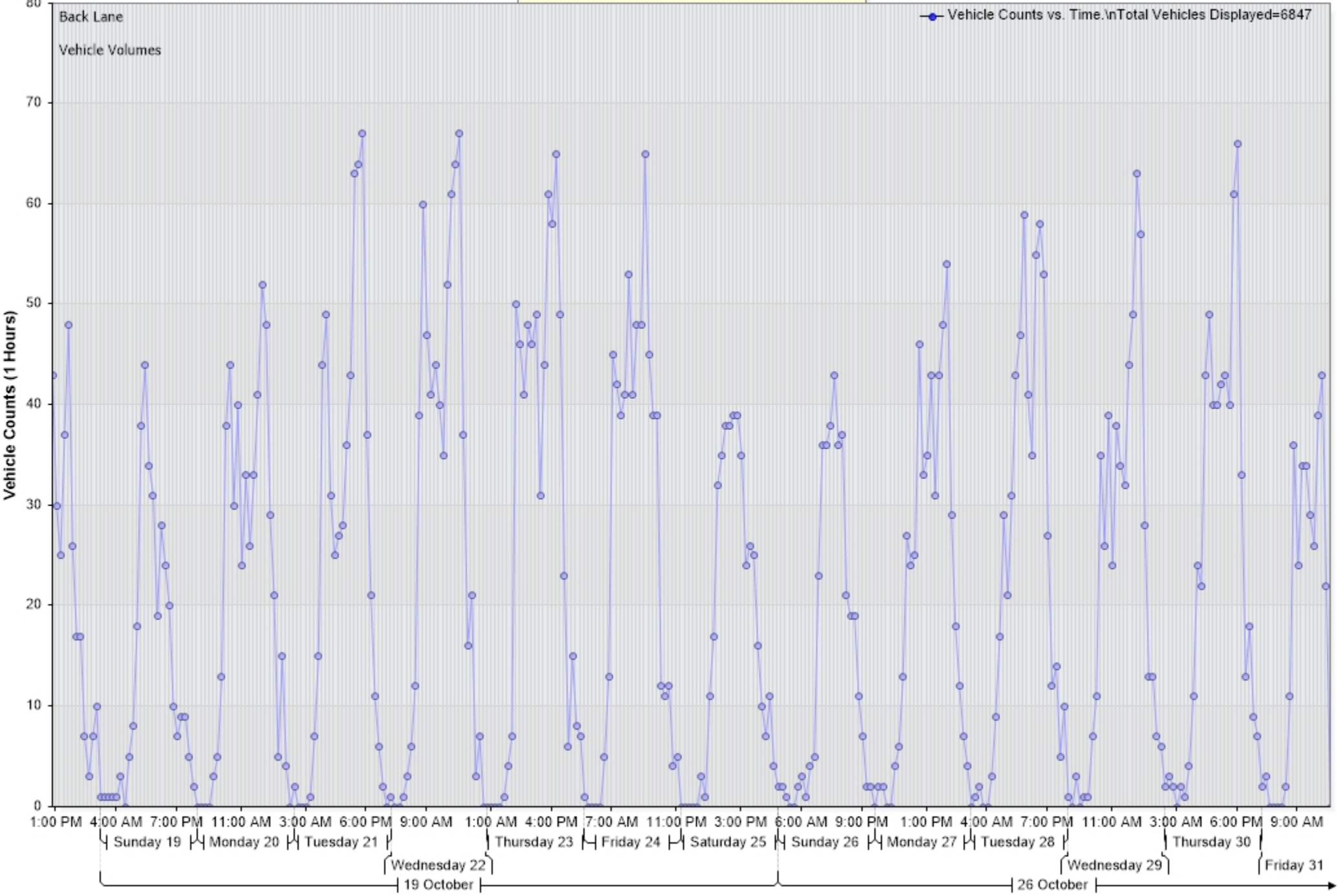
Zoom help

Average Vehicle Speed (MPH) vs. Time [Back Lane:Incoming]



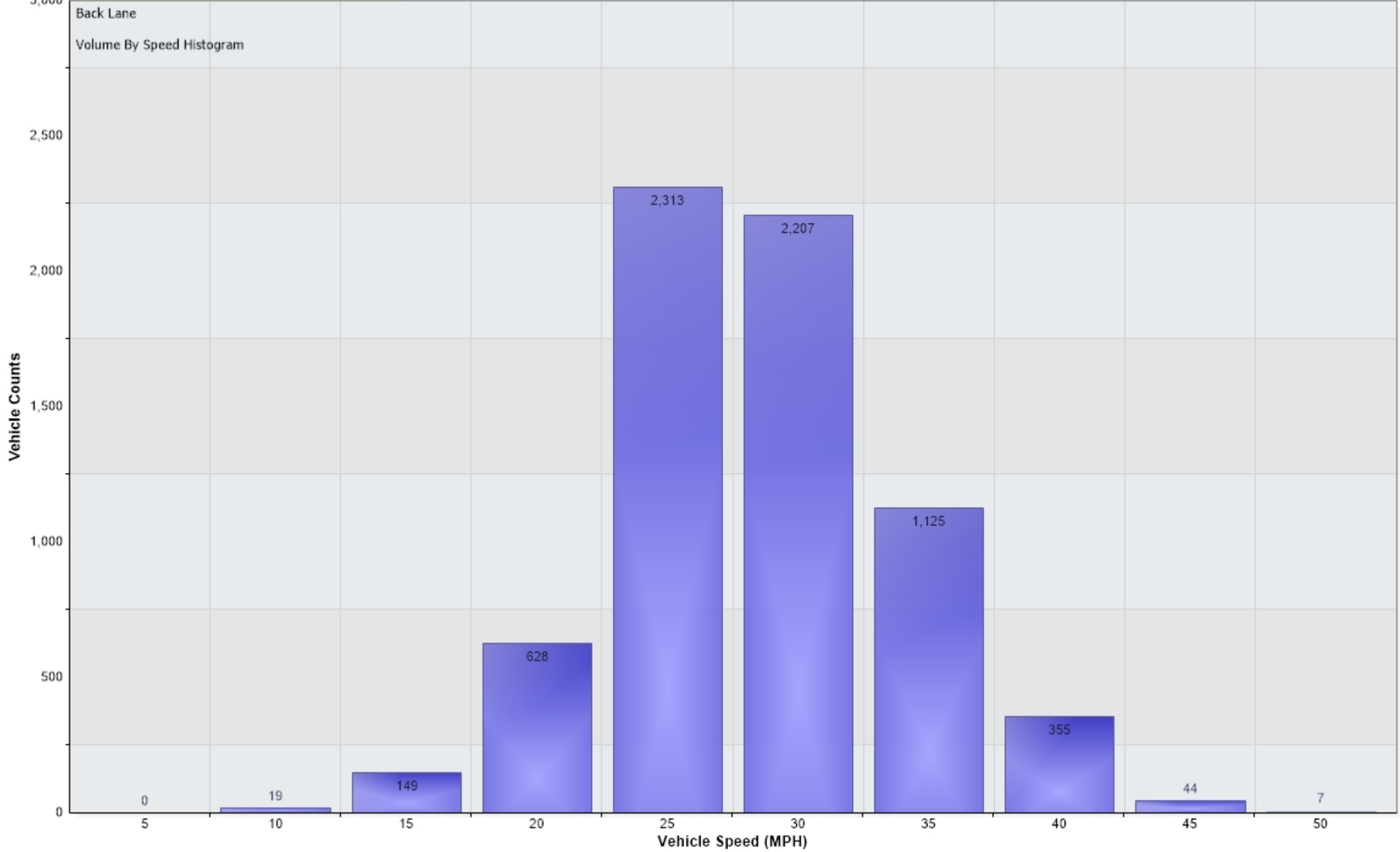
Zoom help

Vehicle Counts vs. Time [Back Lane: Incoming]



Vehicle Counts Vs. Speed [Back Lane: Incoming]

6,847 Counts



Percentile Counts Vs. Speed for [Back Lane: Incoming]

Back Lane
85th Pct Speed=32.2 MPH
Vehicles in data=6847
18/10/2025 11:00:00 to 31/10/2025 15:59:59

