

For Project: Broadmarston  
 Project Notes:  
 Location/Name: Incoming  
 Report Generated: 31/05/2026 11:31:02  
 Speed Intervals: 5 MPH  
 Time Intervals: Instant  
 Traffic Report From: 15/05/2026 00:00:00 through 31/05/2026 09:59:59  
 85th Percentile Speed: 31.1 MPH  
 85th Percentile Vehicles: 4900  
 Max Speed: 55 MPH on 25/05/2026 15:20:00  
 Total Vehicles: 5765  
 AADT: 351

## Volumes - weekly counts

Time	5 Day	7 Day
Average Daily	355	335
AM Peak	26	27
PM Peak	33	34

## Speed

Speed Limit: 30  
 85th Percentile Speed: 31.1  
 50th Percentile Speed: 25.6  
 10 MPH Pace Interval: 20.0 MPH to 30.0 MPH  
 Average Speed: 24.74

	Monday	Tuesday	Wednesday	Thursday	Friday	Saturday	Sunday
Count over limit	104	159	153	175	218	161	91
% over limit	14.4	28.2	24.0	26.5	14.8	16.6	12.2
Avg Speeder	33.6	33.2	33.3	33.4	33.5	33.4	33.3
Avg Speed	15.3	21.3	19.7	19.3	15.5	18.2	17.4

Incoming Summary  
Broadmarston

from Fri-May-15-2026-12-00-AM to Sun-May-31-2026-09-59-AM

Day/Time Ending	85th pctl (MPH)	85th pctl cnts	Total Cnts	Max Speed	Avg Speeder	% Speeders	Avg Speed
15/05/2026 01:00:00	0.0	0	0	0	0.0	0.0%	0.0
15/05/2026 02:00:00	35.0	1	1	35	32.5	100.0%	32.0
15/05/2026 03:00:00	0.0	0	0	0	0.0	0.0%	0.0
15/05/2026 04:00:00	30.0	1	1	30	0.0	0.0%	27.0
15/05/2026 05:00:00	0.0	0	0	0	0.0	0.0%	0.0
15/05/2026 06:00:00	28.8	8	10	35	32.5	10.0%	24.6
15/05/2026 07:00:00	24.2	20	24	30	0.0	0.0%	19.9
15/05/2026 08:00:00	22.1	58	68	30	0.0	0.0%	15.0
15/05/2026 09:00:00	22.7	44	52	30	0.0	0.0%	14.4
15/05/2026 10:00:00	23.9	24	28	30	0.0	0.0%	15.8
15/05/2026 11:00:00	23.5	39	46	35	32.5	2.2%	15.2
15/05/2026 12:00:00	21.9	35	41	30	0.0	0.0%	13.6
15/05/2026 13:00:00	24.2	41	48	30	0.0	0.0%	16.5
15/05/2026 14:00:00	20.6	48	56	30	0.0	0.0%	12.6
15/05/2026 15:00:00	26.7	65	76	35	32.5	1.3%	19.6
15/05/2026 16:00:00	27.9	55	65	35	32.5	3.1%	22.2
15/05/2026 17:00:00	28.1	53	62	40	33.8	6.5%	22.7
15/05/2026 18:00:00	28.8	48	56	35	32.5	8.9%	23.1
15/05/2026 19:00:00	28.8	38	45	35	32.5	8.9%	23.3
15/05/2026 20:00:00	28.5	21	25	35	32.5	4.0%	23.6
15/05/2026 21:00:00	27.5	23	27	40	37.5	3.7%	21.7
15/05/2026 22:00:00	30.0	14	16	35	32.5	12.5%	25.1
15/05/2026 23:00:00	28.3	8	10	30	0.0	0.0%	25.2
16/05/2026 00:00:00	27.5	6	7	30	0.0	0.0%	22.1
16/05/2026 01:00:00	40.0	3	3	40	37.5	33.3%	30.3
16/05/2026 02:00:00	25.0	1	1	25	0.0	0.0%	22.0
16/05/2026 03:00:00	25.0	2	2	25	0.0	0.0%	17.0
16/05/2026 04:00:00	0.0	0	0	0	0.0	0.0%	0.0
16/05/2026 05:00:00	0.0	0	0	0	0.0	0.0%	0.0
16/05/2026 06:00:00	30.0	3	3	30	0.0	0.0%	25.3
16/05/2026 07:00:00	28.3	10	12	30	0.0	0.0%	24.3
16/05/2026 08:00:00	26.7	9	11	30	0.0	0.0%	21.7
16/05/2026 09:00:00	24.8	26	30	40	35.0	6.7%	22.3
16/05/2026 10:00:00	27.9	25	29	35	32.5	3.4%	22.4
16/05/2026 11:00:00	26.9	27	32	30	0.0	0.0%	22.4
16/05/2026 12:00:00	28.3	21	25	35	32.5	4.0%	23.6
16/05/2026 13:00:00	30.0	25	29	35	32.5	13.8%	23.3
16/05/2026 14:00:00	27.5	27	32	40	35.0	6.3%	21.5
16/05/2026 15:00:00	29.3	34	40	35	32.5	10.0%	24.4
16/05/2026 16:00:00	29.1	46	54	40	33.5	9.3%	24.0
16/05/2026 17:00:00	28.1	31	37	35	32.5	2.7%	23.3
16/05/2026 18:00:00	26.7	25	29	30	0.0	0.0%	22.0
16/05/2026 19:00:00	28.8	18	21	30	0.0	0.0%	23.2
16/05/2026 20:00:00	27.5	20	23	30	0.0	0.0%	22.3
16/05/2026 21:00:00	26.0	20	24	30	0.0	0.0%	22.4
16/05/2026 22:00:00	30.0	12	14	35	32.5	14.3%	22.9
16/05/2026 23:00:00	30.0	8	9	35	32.5	11.1%	24.9

Incoming Summary  
Broadmarston

from Fri-May-15-2026-12-00-AM to Sun-May-31-2026-09-59-AM

17/05/2026 00:00:00	26.7	12	14	30	0.0	0.0%	21.9
17/05/2026 01:00:00	20.0	3	4	25	0.0	0.0%	18.5
17/05/2026 02:00:00	28.3	3	4	30	0.0	0.0%	26.0
17/05/2026 03:00:00	0.0	0	0	0	0.0	0.0%	0.0
17/05/2026 04:00:00	30.0	1	1	30	0.0	0.0%	27.0
17/05/2026 05:00:00	25.0	1	1	25	0.0	0.0%	22.0
17/05/2026 06:00:00	0.0	0	0	0	0.0	0.0%	0.0
17/05/2026 07:00:00	30.0	3	3	30	0.0	0.0%	23.7
17/05/2026 08:00:00	29.0	12	14	35	32.5	7.1%	23.9
17/05/2026 09:00:00	30.0	8	9	35	32.5	11.1%	25.6
17/05/2026 10:00:00	27.5	10	12	30	0.0	0.0%	23.8
17/05/2026 11:00:00	28.3	17	20	35	32.5	5.0%	21.9
17/05/2026 12:00:00	29.0	22	26	35	32.5	7.7%	24.3
17/05/2026 13:00:00	29.3	24	28	35	32.5	10.7%	23.5
17/05/2026 14:00:00	27.8	28	33	35	32.5	3.0%	22.7
17/05/2026 15:00:00	28.6	40	47	35	32.5	4.3%	23.8
17/05/2026 16:00:00	27.7	37	43	35	32.5	2.3%	22.8
17/05/2026 17:00:00	30.0	30	35	35	32.5	14.3%	24.2
17/05/2026 18:00:00	27.1	20	24	30	0.0	0.0%	21.2
17/05/2026 19:00:00	28.8	37	43	35	32.5	7.0%	23.4
17/05/2026 20:00:00	29.0	14	17	35	32.5	11.8%	23.7
17/05/2026 21:00:00	27.0	14	17	30	0.0	0.0%	21.6
17/05/2026 22:00:00	27.5	8	10	30	0.0	0.0%	23.0
17/05/2026 23:00:00	25.0	3	4	30	0.0	0.0%	23.3
18/05/2026 00:00:00	27.5	4	5	30	0.0	0.0%	22.0
18/05/2026 01:00:00	25.0	1	1	25	0.0	0.0%	22.0
18/05/2026 02:00:00	0.0	0	0	0	0.0	0.0%	0.0
18/05/2026 03:00:00	0.0	0	0	0	0.0	0.0%	0.0
18/05/2026 04:00:00	0.0	0	0	0	0.0	0.0%	0.0
18/05/2026 05:00:00	0.0	0	0	0	0.0	0.0%	0.0
18/05/2026 06:00:00	27.5	7	8	30	0.0	0.0%	23.4
18/05/2026 07:00:00	25.0	14	16	35	32.5	6.3%	20.9
18/05/2026 08:00:00	22.9	51	60	30	0.0	0.0%	13.3
18/05/2026 09:00:00	23.1	34	40	30	0.0	0.0%	13.6
18/05/2026 10:00:00	26.7	26	30	30	0.0	0.0%	16.2
18/05/2026 11:00:00	24.2	30	35	30	0.0	0.0%	15.5
18/05/2026 12:00:00	23.5	39	46	35	32.5	2.2%	15.7
18/05/2026 13:00:00	27.0	33	39	35	32.5	7.7%	19.7
18/05/2026 14:00:00	23.7	43	51	30	0.0	0.0%	17.2
18/05/2026 15:00:00	30.0	6	7	35	32.5	14.3%	25.7
18/05/2026 16:00:00	33.1	29	34	40	33.5	29.4%	27.1
18/05/2026 17:00:00	31.7	25	29	35	32.5	20.7%	27.1
18/05/2026 18:00:00	33.6	18	21	40	33.1	38.1%	28.6
18/05/2026 19:00:00	34.3	19	22	40	33.6	40.9%	28.8
18/05/2026 20:00:00	30.0	7	8	40	37.5	12.5%	27.8
18/05/2026 21:00:00	25.0	3	4	30	0.0	0.0%	22.3
18/05/2026 22:00:00	40.0	2	2	40	37.5	50.0%	29.5
18/05/2026 23:00:00	0.0	0	0	0	0.0	0.0%	0.0

Incoming Summary  
Broadmarston

from Fri-May-15-2026-12-00-AM to Sun-May-31-2026-09-59-AM

19/05/2026 00:00:00	35.0	1	1	35	32.5	100.0%	32.0
19/05/2026 01:00:00	0.0	0	0	0	0.0	0.0%	0.0
19/05/2026 02:00:00	0.0	0	0	0	0.0	0.0%	0.0
19/05/2026 03:00:00	0.0	0	0	0	0.0	0.0%	0.0
19/05/2026 04:00:00	0.0	0	0	0	0.0	0.0%	0.0
19/05/2026 05:00:00	25.0	1	1	25	0.0	0.0%	22.0
19/05/2026 06:00:00	30.0	1	1	30	0.0	0.0%	27.0
19/05/2026 07:00:00	37.5	10	12	40	35.8	50.0%	31.3
19/05/2026 08:00:00	32.0	20	23	35	32.5	21.7%	26.1
19/05/2026 09:00:00	29.0	8	10	35	32.5	10.0%	25.0
19/05/2026 10:00:00	33.6	13	15	35	32.5	46.7%	28.8
19/05/2026 11:00:00	29.5	12	14	35	32.5	7.1%	26.4
19/05/2026 12:00:00	29.4	11	13	35	32.5	7.7%	26.0
19/05/2026 13:00:00	33.3	19	22	40	33.2	31.8%	28.1
19/05/2026 14:00:00	32.5	14	17	40	33.5	29.4%	27.5
19/05/2026 15:00:00	32.9	26	31	40	33.6	29.0%	28.6
19/05/2026 16:00:00	33.8	33	39	40	34.2	30.8%	27.5
19/05/2026 17:00:00	32.1	23	27	35	32.5	25.9%	26.3
19/05/2026 18:00:00	33.8	29	34	40	33.9	32.4%	27.8
19/05/2026 19:00:00	33.0	17	20	40	33.3	30.0%	27.0
19/05/2026 20:00:00	33.8	4	5	35	32.5	80.0%	28.0
19/05/2026 21:00:00	30.0	6	7	35	32.5	14.3%	26.4
19/05/2026 22:00:00	25.0	1	1	25	0.0	0.0%	22.0
19/05/2026 23:00:00	35.0	1	1	35	32.5	100.0%	32.0
20/05/2026 00:00:00	0.0	0	0	0	0.0	0.0%	0.0
20/05/2026 01:00:00	0.0	0	0	0	0.0	0.0%	0.0
20/05/2026 02:00:00	0.0	0	0	0	0.0	0.0%	0.0
20/05/2026 03:00:00	0.0	0	0	0	0.0	0.0%	0.0
20/05/2026 04:00:00	0.0	0	0	0	0.0	0.0%	0.0
20/05/2026 05:00:00	40.0	1	1	40	37.5	100.0%	37.0
20/05/2026 06:00:00	32.5	8	10	35	32.5	40.0%	24.7
20/05/2026 07:00:00	32.5	9	11	35	32.5	36.4%	27.6
20/05/2026 08:00:00	30.0	22	26	35	32.5	15.4%	27.4
20/05/2026 09:00:00	29.7	23	27	40	35.8	11.1%	25.5
20/05/2026 10:00:00	30.0	13	15	35	32.5	13.3%	25.9
20/05/2026 11:00:00	31.7	8	10	35	32.5	30.0%	26.0
20/05/2026 12:00:00	30.0	21	25	40	33.8	16.0%	25.6
20/05/2026 13:00:00	29.4	16	19	35	32.5	10.5%	25.5
20/05/2026 14:00:00	30.0	15	18	35	32.5	16.7%	26.3
20/05/2026 15:00:00	30.0	29	34	35	32.5	14.7%	25.1
20/05/2026 16:00:00	32.9	37	44	45	33.6	31.8%	27.7
20/05/2026 17:00:00	32.7	26	31	35	32.5	35.5%	27.4
20/05/2026 18:00:00	32.1	24	28	35	32.5	25.0%	26.7
20/05/2026 19:00:00	35.0	8	10	45	36.3	40.0%	30.7
20/05/2026 20:00:00	29.4	11	13	40	37.5	7.7%	26.4
20/05/2026 21:00:00	32.5	11	13	40	34.2	23.1%	24.8
20/05/2026 22:00:00	40.0	3	3	40	37.5	33.3%	27.3
20/05/2026 23:00:00	0.0	0	0	0	0.0	0.0%	0.0

Incoming Summary  
Broadmarston

from Fri-May-15-2026-12-00-AM to Sun-May-31-2026-09-59-AM

21/05/2026 00:00:00	35.0	1	1	35	32.5	100.0%	32.0
21/05/2026 01:00:00	0.0	0	0	0	0.0	0.0%	0.0
21/05/2026 02:00:00	0.0	0	0	0	0.0	0.0%	0.0
21/05/2026 03:00:00	0.0	0	0	0	0.0	0.0%	0.0
21/05/2026 04:00:00	0.0	0	0	0	0.0	0.0%	0.0
21/05/2026 05:00:00	35.0	2	2	35	32.5	50.0%	29.5
21/05/2026 06:00:00	28.3	4	5	30	0.0	0.0%	22.0
21/05/2026 07:00:00	35.0	8	9	40	33.3	66.7%	31.0
21/05/2026 08:00:00	32.9	17	20	35	32.5	35.0%	28.0
21/05/2026 09:00:00	31.2	20	23	35	32.5	17.4%	25.7
21/05/2026 10:00:00	33.1	18	21	35	32.5	38.1%	27.0
21/05/2026 11:00:00	30.0	11	13	40	35.0	15.4%	24.8
21/05/2026 12:00:00	30.0	20	24	35	32.5	16.7%	24.9
21/05/2026 13:00:00	30.0	19	22	35	32.5	13.6%	25.1
21/05/2026 14:00:00	30.0	20	24	40	33.8	16.7%	25.3
21/05/2026 15:00:00	31.7	37	44	40	33.0	22.7%	26.0
21/05/2026 16:00:00	33.3	31	36	40	32.9	36.1%	27.7
21/05/2026 17:00:00	31.7	25	29	40	34.5	17.2%	27.2
21/05/2026 18:00:00	31.4	26	31	35	32.5	22.6%	26.5
21/05/2026 19:00:00	33.3	7	8	35	32.5	37.5%	27.8
21/05/2026 20:00:00	33.0	11	13	35	32.5	38.5%	28.4
21/05/2026 21:00:00	30.0	8	10	35	32.5	20.0%	27.7
21/05/2026 22:00:00	37.5	6	7	40	37.5	28.6%	27.9
21/05/2026 23:00:00	25.0	1	1	25	0.0	0.0%	22.0
22/05/2026 00:00:00	40.0	2	2	40	37.5	50.0%	32.0
22/05/2026 01:00:00	0.0	0	0	0	0.0	0.0%	0.0
22/05/2026 02:00:00	0.0	0	0	0	0.0	0.0%	0.0
22/05/2026 03:00:00	0.0	0	0	0	0.0	0.0%	0.0
22/05/2026 04:00:00	0.0	0	0	0	0.0	0.0%	0.0
22/05/2026 05:00:00	10.0	1	1	10	0.0	0.0%	7.0
22/05/2026 06:00:00	32.5	6	7	35	32.5	28.6%	22.9
22/05/2026 07:00:00	32.5	8	9	35	32.5	22.2%	28.3
22/05/2026 08:00:00	29.8	28	33	40	33.8	12.1%	26.9
22/05/2026 09:00:00	31.2	16	19	35	32.5	21.1%	26.4
22/05/2026 10:00:00	30.0	14	16	35	32.5	12.5%	26.2
22/05/2026 11:00:00	30.0	19	22	35	32.5	13.6%	24.8
22/05/2026 12:00:00	33.6	26	30	40	33.6	30.0%	26.2
22/05/2026 13:00:00	34.0	26	30	40	34.4	26.7%	26.6
22/05/2026 14:00:00	33.8	20	23	40	33.1	39.1%	28.3
22/05/2026 15:00:00	33.0	26	31	45	35.0	25.8%	27.7
22/05/2026 16:00:00	35.8	28	33	40	34.1	57.6%	30.7
22/05/2026 17:00:00	33.5	28	33	40	33.3	36.4%	28.4
22/05/2026 18:00:00	30.0	14	17	35	32.5	17.6%	26.3
22/05/2026 19:00:00	30.0	12	14	40	35.0	14.3%	25.7
22/05/2026 20:00:00	34.0	9	11	40	33.3	54.5%	28.9
22/05/2026 21:00:00	35.0	8	9	40	33.8	44.4%	29.3
22/05/2026 22:00:00	32.5	5	6	35	32.5	33.3%	28.8
22/05/2026 23:00:00	37.5	3	4	40	37.5	50.0%	32.0

Incoming Summary  
Broadmarston

from Fri-May-15-2026-12-00-AM to Sun-May-31-2026-09-59-AM

23/05/2026 00:00:00	0.0	0	0	0	0.0	0.0%	0.0
23/05/2026 01:00:00	0.0	0	0	0	0.0	0.0%	0.0
23/05/2026 02:00:00	0.0	0	0	0	0.0	0.0%	0.0
23/05/2026 03:00:00	0.0	0	0	0	0.0	0.0%	0.0
23/05/2026 04:00:00	0.0	0	0	0	0.0	0.0%	0.0
23/05/2026 05:00:00	0.0	0	0	0	0.0	0.0%	0.0
23/05/2026 06:00:00	25.0	1	1	25	0.0	0.0%	22.0
23/05/2026 07:00:00	30.0	4	5	35	32.5	20.0%	26.0
23/05/2026 08:00:00	33.3	10	12	40	33.8	33.3%	25.9
23/05/2026 09:00:00	33.8	12	14	40	33.5	35.7%	25.4
23/05/2026 10:00:00	31.7	15	18	40	33.8	22.2%	25.6
23/05/2026 11:00:00	31.2	20	24	40	33.5	20.8%	25.5
23/05/2026 12:00:00	34.0	13	15	40	33.3	40.0%	29.2
23/05/2026 13:00:00	33.8	14	16	40	33.5	31.3%	25.5
23/05/2026 14:00:00	33.0	16	19	40	33.3	31.6%	27.5
23/05/2026 15:00:00	33.3	9	11	35	32.5	54.5%	29.5
23/05/2026 16:00:00	30.0	14	17	35	32.5	17.6%	24.8
23/05/2026 17:00:00	29.4	19	22	35	32.5	4.5%	26.3
23/05/2026 18:00:00	38.3	8	9	40	35.5	55.6%	31.4
23/05/2026 19:00:00	31.7	11	13	35	32.5	23.1%	26.3
23/05/2026 20:00:00	32.5	8	10	35	32.5	40.0%	28.6
23/05/2026 21:00:00	35.0	8	9	40	34.2	33.3%	27.6
23/05/2026 22:00:00	30.0	3	3	30	0.0	0.0%	25.7
23/05/2026 23:00:00	30.0	2	2	30	0.0	0.0%	27.5
24/05/2026 00:00:00	35.0	1	1	35	32.5	100.0%	32.0
24/05/2026 01:00:00	40.0	1	1	40	37.5	100.0%	37.0
24/05/2026 02:00:00	35.0	1	1	35	32.5	100.0%	32.0
24/05/2026 03:00:00	0.0	0	0	0	0.0	0.0%	0.0
24/05/2026 04:00:00	0.0	0	0	0	0.0	0.0%	0.0
24/05/2026 05:00:00	40.0	1	1	40	37.5	100.0%	37.0
24/05/2026 06:00:00	35.0	3	3	35	32.5	33.3%	29.0
24/05/2026 07:00:00	33.3	5	6	35	32.5	50.0%	28.2
24/05/2026 08:00:00	33.8	8	10	40	33.5	50.0%	28.5
24/05/2026 09:00:00	31.7	14	16	35	32.5	18.8%	23.8
24/05/2026 10:00:00	29.4	13	15	35	32.5	6.7%	25.9
24/05/2026 11:00:00	28.8	21	25	40	37.5	4.0%	24.1
24/05/2026 12:00:00	32.0	41	48	40	33.0	22.9%	24.8
24/05/2026 13:00:00	31.2	19	22	35	32.5	18.2%	25.6
24/05/2026 14:00:00	29.5	27	32	35	32.5	12.5%	24.4
24/05/2026 15:00:00	28.8	22	26	35	32.5	7.7%	23.6
24/05/2026 16:00:00	29.7	26	31	40	35.0	12.9%	25.3
24/05/2026 17:00:00	32.5	13	15	40	34.2	20.0%	25.7
24/05/2026 18:00:00	35.0	19	22	40	34.6	31.8%	28.1
24/05/2026 19:00:00	40.0	6	7	45	37.5	42.9%	28.4
24/05/2026 20:00:00	30.0	8	10	35	32.5	20.0%	27.2
24/05/2026 21:00:00	27.5	4	5	30	0.0	0.0%	24.0
24/05/2026 22:00:00	35.0	5	6	40	35.0	33.3%	27.8
24/05/2026 23:00:00	35.0	2	2	35	32.5	50.0%	29.5

Incoming Summary  
Broadmarston

from Fri-May-15-2026-12-00-AM to Sun-May-31-2026-09-59-AM

25/05/2026 00:00:00	30.0	1	1	30	0.0	0.0%	27.0
25/05/2026 01:00:00	0.0	0	0	0	0.0	0.0%	0.0
25/05/2026 02:00:00	0.0	0	0	0	0.0	0.0%	0.0
25/05/2026 03:00:00	0.0	0	0	0	0.0	0.0%	0.0
25/05/2026 04:00:00	45.0	1	1	45	42.5	100.0%	42.0
25/05/2026 05:00:00	35.0	1	1	35	32.5	100.0%	32.0
25/05/2026 06:00:00	0.0	0	0	0	0.0	0.0%	0.0
25/05/2026 07:00:00	35.0	2	2	35	32.5	100.0%	32.0
25/05/2026 08:00:00	31.2	14	17	35	32.5	23.5%	23.8
25/05/2026 09:00:00	30.0	3	4	35	32.5	25.0%	28.5
25/05/2026 10:00:00	29.5	31	37	40	33.8	10.8%	25.8
25/05/2026 11:00:00	32.5	15	18	40	33.5	27.8%	26.2
25/05/2026 12:00:00	31.0	29	34	45	34.2	17.6%	25.3
25/05/2026 13:00:00	32.9	26	31	40	33.6	29.0%	26.1
25/05/2026 14:00:00	32.0	26	30	45	34.2	20.0%	26.9
25/05/2026 15:00:00	29.0	26	30	35	32.5	6.7%	23.2
25/05/2026 16:00:00	33.8	15	18	55	36.7	33.3%	27.4
25/05/2026 17:00:00	32.5	8	9	35	32.5	22.2%	26.7
25/05/2026 18:00:00	32.5	9	11	35	32.5	36.4%	27.5
25/05/2026 19:00:00	30.0	1	1	30	0.0	0.0%	27.0
25/05/2026 20:00:00	30.0	6	7	35	32.5	14.3%	26.3
25/05/2026 21:00:00	33.3	7	8	35	32.5	37.5%	27.6
25/05/2026 22:00:00	32.5	3	4	35	32.5	50.0%	28.3
25/05/2026 23:00:00	40.0	1	1	40	37.5	100.0%	37.0
26/05/2026 00:00:00	35.0	2	2	35	32.5	100.0%	32.0
26/05/2026 01:00:00	0.0	0	0	0	0.0	0.0%	0.0
26/05/2026 02:00:00	0.0	0	0	0	0.0	0.0%	0.0
26/05/2026 03:00:00	0.0	0	0	0	0.0	0.0%	0.0
26/05/2026 04:00:00	0.0	0	0	0	0.0	0.0%	0.0
26/05/2026 05:00:00	30.0	2	2	30	0.0	0.0%	24.5
26/05/2026 06:00:00	35.0	4	5	40	35.0	40.0%	27.0
26/05/2026 07:00:00	33.3	12	14	40	33.8	28.6%	27.9
26/05/2026 08:00:00	31.7	14	16	35	32.5	18.8%	25.6
26/05/2026 09:00:00	33.0	13	15	35	32.5	33.3%	27.7
26/05/2026 10:00:00	32.5	18	21	35	32.5	28.6%	27.7
26/05/2026 11:00:00	29.3	14	17	35	32.5	11.8%	24.2
26/05/2026 12:00:00	33.1	20	23	35	32.5	34.8%	26.7
26/05/2026 13:00:00	33.8	14	16	40	33.5	31.3%	26.9
26/05/2026 14:00:00	33.3	8	9	35	32.5	33.3%	27.0
26/05/2026 15:00:00	31.2	18	21	35	32.5	19.0%	25.2
26/05/2026 16:00:00	33.1	21	25	40	33.1	36.0%	28.7
26/05/2026 17:00:00	32.5	21	25	35	32.5	32.0%	27.4
26/05/2026 18:00:00	33.0	16	19	40	33.3	31.6%	27.4
26/05/2026 19:00:00	29.0	8	10	35	32.5	10.0%	24.0
26/05/2026 20:00:00	31.7	13	15	35	32.5	20.0%	27.2
26/05/2026 21:00:00	33.8	11	13	40	33.5	38.5%	26.8
26/05/2026 22:00:00	30.0	2	2	30	0.0	0.0%	27.0
26/05/2026 23:00:00	0.0	0	0	0	0.0	0.0%	0.0

Incoming Summary  
Broadmarston

from Fri-May-15-2026-12-00-AM to Sun-May-31-2026-09-59-AM

27/05/2026 00:00:00	35.0	3	3	35	32.5	33.3%	27.0
27/05/2026 01:00:00	0.0	0	0	0	0.0	0.0%	0.0
27/05/2026 02:00:00	0.0	0	0	0	0.0	0.0%	0.0
27/05/2026 03:00:00	0.0	0	0	0	0.0	0.0%	0.0
27/05/2026 04:00:00	0.0	0	0	0	0.0	0.0%	0.0
27/05/2026 05:00:00	45.0	3	3	45	37.5	66.7%	33.7
27/05/2026 06:00:00	35.0	6	7	40	35.0	28.6%	26.4
27/05/2026 07:00:00	32.5	9	11	35	32.5	36.4%	29.1
27/05/2026 08:00:00	32.5	12	14	35	32.5	28.6%	26.8
27/05/2026 09:00:00	30.0	14	16	35	32.5	12.5%	25.9
27/05/2026 10:00:00	32.5	17	20	35	32.5	30.0%	27.4
27/05/2026 11:00:00	29.6	24	28	40	34.2	10.7%	24.0
27/05/2026 12:00:00	35.0	17	20	40	34.6	35.0%	28.1
27/05/2026 13:00:00	31.2	19	22	35	32.5	18.2%	25.4
27/05/2026 14:00:00	32.5	13	15	40	34.2	20.0%	26.3
27/05/2026 15:00:00	30.0	18	21	40	34.2	14.3%	24.7
27/05/2026 16:00:00	33.6	22	26	40	33.6	34.6%	27.0
27/05/2026 17:00:00	32.9	28	33	35	32.5	36.4%	26.9
27/05/2026 18:00:00	32.0	16	19	35	32.5	26.3%	26.7
27/05/2026 19:00:00	33.3	13	15	40	33.8	26.7%	26.5
27/05/2026 20:00:00	33.0	11	13	35	32.5	38.5%	28.4
27/05/2026 21:00:00	29.2	10	12	35	32.5	8.3%	25.1
27/05/2026 22:00:00	30.0	3	3	30	0.0	0.0%	25.3
27/05/2026 23:00:00	0.0	0	0	0	0.0	0.0%	0.0
28/05/2026 00:00:00	0.0	0	0	0	0.0	0.0%	0.0
28/05/2026 01:00:00	0.0	0	0	0	0.0	0.0%	0.0
28/05/2026 02:00:00	0.0	0	0	0	0.0	0.0%	0.0
28/05/2026 03:00:00	50.0	1	1	50	47.5	100.0%	47.0
28/05/2026 04:00:00	0.0	0	0	0	0.0	0.0%	0.0
28/05/2026 05:00:00	35.0	2	2	35	32.5	50.0%	29.5
28/05/2026 06:00:00	35.0	8	9	40	33.8	44.4%	26.4
28/05/2026 07:00:00	29.0	5	6	30	0.0	0.0%	26.5
28/05/2026 08:00:00	35.0	7	8	40	35.0	25.0%	28.4
28/05/2026 09:00:00	30.0	26	31	40	33.5	16.1%	25.0
28/05/2026 10:00:00	32.5	10	12	40	34.2	25.0%	28.5
28/05/2026 11:00:00	30.0	21	25	40	33.8	16.0%	22.5
28/05/2026 12:00:00	28.8	14	16	35	32.5	6.3%	21.3
28/05/2026 13:00:00	32.5	20	23	35	32.5	26.1%	24.0
28/05/2026 14:00:00	32.5	24	28	40	34.2	21.4%	26.5
28/05/2026 15:00:00	33.0	22	26	40	33.9	26.9%	28.2
28/05/2026 16:00:00	34.1	30	35	40	33.0	54.3%	29.3
28/05/2026 17:00:00	33.0	26	31	40	33.0	35.5%	28.0
28/05/2026 18:00:00	33.8	14	17	45	35.0	35.3%	27.9
28/05/2026 19:00:00	31.2	18	21	35	32.5	19.0%	24.0
28/05/2026 20:00:00	32.5	8	9	35	32.5	22.2%	26.1
28/05/2026 21:00:00	32.5	10	12	35	32.5	33.3%	28.0
28/05/2026 22:00:00	35.0	3	3	35	32.5	33.3%	28.7
28/05/2026 23:00:00	0.0	0	0	0	0.0	0.0%	0.0

Incoming Summary  
Broadmarston

from Fri-May-15-2026-12-00-AM to Sun-May-31-2026-09-59-AM

29/05/2026 00:00:00	50.0	1	1	50	47.5	100.0%	47.0
29/05/2026 01:00:00	0.0	0	0	0	0.0	0.0%	0.0
29/05/2026 02:00:00	0.0	0	0	0	0.0	0.0%	0.0
29/05/2026 03:00:00	0.0	0	0	0	0.0	0.0%	0.0
29/05/2026 04:00:00	40.0	1	1	40	37.5	100.0%	37.0
29/05/2026 05:00:00	35.0	1	1	35	32.5	100.0%	32.0
29/05/2026 06:00:00	25.0	3	3	25	0.0	0.0%	17.0
29/05/2026 07:00:00	30.0	2	2	30	0.0	0.0%	24.5
29/05/2026 08:00:00	33.8	13	15	40	33.5	33.3%	27.5
29/05/2026 09:00:00	32.0	14	17	35	32.5	29.4%	27.1
29/05/2026 10:00:00	32.5	31	36	40	33.1	25.0%	26.8
29/05/2026 11:00:00	29.3	26	31	35	32.5	9.7%	24.7
29/05/2026 12:00:00	29.5	22	26	35	32.5	11.5%	22.3
29/05/2026 13:00:00	33.1	20	24	40	33.1	37.5%	27.4
29/05/2026 14:00:00	30.0	23	27	35	32.5	14.8%	24.0
29/05/2026 15:00:00	33.8	28	33	40	33.2	45.5%	29.3
29/05/2026 16:00:00	33.3	23	27	40	33.0	37.0%	26.6
29/05/2026 17:00:00	33.3	21	25	40	33.8	32.0%	28.7
29/05/2026 18:00:00	32.0	20	23	35	32.5	21.7%	26.1
29/05/2026 19:00:00	30.0	22	26	40	33.8	15.4%	25.3
29/05/2026 20:00:00	32.5	11	13	40	34.2	23.1%	27.9
29/05/2026 21:00:00	35.0	7	8	40	35.0	25.0%	27.0
29/05/2026 22:00:00	35.0	6	7	40	35.0	28.6%	27.7
29/05/2026 23:00:00	30.0	3	4	45	42.5	25.0%	28.3
30/05/2026 00:00:00	35.0	7	8	40	33.8	50.0%	29.5
30/05/2026 01:00:00	30.0	2	2	30	0.0	0.0%	27.0
30/05/2026 02:00:00	30.0	1	1	30	0.0	0.0%	27.0
30/05/2026 03:00:00	0.0	0	0	0	0.0	0.0%	0.0
30/05/2026 04:00:00	0.0	0	0	0	0.0	0.0%	0.0
30/05/2026 05:00:00	0.0	0	0	0	0.0	0.0%	0.0
30/05/2026 06:00:00	30.0	2	2	30	0.0	0.0%	24.5
30/05/2026 07:00:00	35.0	4	5	40	33.8	80.0%	31.0
30/05/2026 08:00:00	33.8	8	9	35	32.5	44.4%	28.4
30/05/2026 09:00:00	32.0	19	22	35	32.5	22.7%	26.5
30/05/2026 10:00:00	31.2	15	18	35	32.5	22.2%	23.4
30/05/2026 11:00:00	31.2	22	26	40	33.5	19.2%	24.5
30/05/2026 12:00:00	30.0	20	24	35	32.5	16.7%	26.4
30/05/2026 13:00:00	34.3	19	22	40	33.6	40.9%	27.2
30/05/2026 14:00:00	30.0	22	26	35	32.5	15.4%	26.2
30/05/2026 15:00:00	31.7	13	15	35	32.5	20.0%	27.9
30/05/2026 16:00:00	32.5	24	28	40	33.2	25.0%	26.5
30/05/2026 17:00:00	31.2	18	21	35	32.5	19.0%	26.2
30/05/2026 18:00:00	34.0	8	10	45	34.2	60.0%	30.5
30/05/2026 19:00:00	36.7	10	12	40	34.2	75.0%	29.3
30/05/2026 20:00:00	35.0	10	12	40	35.0	33.3%	27.5
30/05/2026 21:00:00	28.3	7	8	30	0.0	0.0%	24.3
30/05/2026 22:00:00	29.2	6	7	30	0.0	0.0%	26.4
30/05/2026 23:00:00	35.0	4	5	50	37.5	60.0%	33.0

Incoming Summary  
Broadmarston

from Fri-May-15-2026-12-00-AM to Sun-May-31-2026-09-59-AM

31/05/2026 00:00:00	30.0	1	1	30	0.0	0.0%	27.0
31/05/2026 01:00:00	30.0	1	1	30	0.0	0.0%	27.0
31/05/2026 02:00:00	0.0	0	0	0	0.0	0.0%	0.0
31/05/2026 03:00:00	0.0	0	0	0	0.0	0.0%	0.0
31/05/2026 04:00:00	0.0	0	0	0	0.0	0.0%	0.0
31/05/2026 05:00:00	0.0	0	0	0	0.0	0.0%	0.0
31/05/2026 06:00:00	30.0	3	3	30	0.0	0.0%	25.7
31/05/2026 07:00:00	35.0	2	2	35	32.5	50.0%	29.5
31/05/2026 08:00:00	30.0	7	8	35	32.5	12.5%	22.6
31/05/2026 09:00:00	32.9	17	20	35	32.5	35.0%	26.6
31/05/2026 10:00:00	28.3	4	5	30	0.0	0.0%	25.4

Incoming Summary  
Broadmarston

from Fri-May-15-2026-12-00-AM to Sun-May-31-2026-09-59-AM

Day/Time Ending	85th pctl (MPH)	85th pctl cnts	Total Cnts	Max Speed	Avg Speeder	% Speeders	Avg Speed
16/05/2026 00:00:00	26.4	649	764	40	32.9	3.0%	18.9
17/05/2026 00:00:00	28.3	403	474	40	33.3	5.1%	23.0
18/05/2026 00:00:00	28.5	340	400	35	32.5	5.5%	23.2
19/05/2026 00:00:00	28.5	386	454	40	33.3	9.3%	19.4
20/05/2026 00:00:00	32.9	249	293	40	33.5	28.7%	27.4
21/05/2026 00:00:00	32.0	288	339	45	33.3	22.7%	26.5
22/05/2026 00:00:00	32.3	292	344	40	33.1	25.3%	26.6
23/05/2026 00:00:00	33.1	296	348	45	33.7	29.0%	27.3
24/05/2026 00:00:00	32.8	188	221	40	33.4	28.1%	26.7
25/05/2026 00:00:00	31.5	259	305	45	33.8	19.7%	25.6
26/05/2026 00:00:00	32.1	226	266	55	33.8	23.3%	26.1
27/05/2026 00:00:00	32.5	230	271	40	32.9	27.7%	26.8
28/05/2026 00:00:00	32.4	253	298	45	33.3	25.5%	26.5
29/05/2026 00:00:00	32.8	269	316	50	33.7	27.8%	26.4
30/05/2026 00:00:00	32.5	303	357	45	33.4	26.3%	26.4
31/05/2026 00:00:00	32.7	235	276	50	33.5	27.2%	26.7
31/05/2026 09:59:59	31.7	33	39	35	32.5	23.1%	25.7

Incoming Weekly Counts  
Broadmarston

from Fri-May-15-2026-12-00-AM to Sun-May-31-2026-09-59-AM

	11/05/2026	to	17/05/2026							
	Monday	Tuesday	Wednesday	Thursday	Friday	Saturday	Sunday	Week	Weekend	Week Day 85%
Hour	11/05/2026	12/05/2026	13/05/2026	14/05/2026	15/05/2026	16/05/2026	17/05/2026	Day Avg	Avg	Avg Speed
0 - 1	*	*	*	*	0	3	4	0	3.5	0
1 - 2	*	*	*	*	1	1	4	1	2.5	35
2 - 3	*	*	*	*	0	2	0	0	1	0
3 - 4	*	*	*	*	1	0	1	1	0.5	30
4 - 5	*	*	*	*	0	0	1	0	0.5	0
5 - 6	*	*	*	*	10	3	0	10	1.5	28.8
6 - 7	*	*	*	*	24	12	3	24	7.5	24.2
7 - 8	*	*	*	*	68	11	14	68	12.5	22.1
8 - 9	*	*	*	*	52	30	9	52	19.5	22.7
9 - 10	*	*	*	*	28	29	12	28	20.5	23.9
10 - 11	*	*	*	*	46	32	20	46	26	23.5
11 - 12	*	*	*	*	41	25	26	41	25.5	21.9
12 - 13	*	*	*	*	48	29	28	48	28.5	24.2
13 - 14	*	*	*	*	56	32	33	56	32.5	20.6
14 - 15	*	*	*	*	76	40	47	76	43.5	26.7
15 - 16	*	*	*	*	65	54	43	65	48.5	27.9
16 - 17	*	*	*	*	62	37	35	62	36	28.1
17 - 18	*	*	*	*	56	29	24	56	26.5	28.8
18 - 19	*	*	*	*	45	21	43	45	32	28.8
19 - 20	*	*	*	*	25	23	17	25	20	28.5
20 - 21	*	*	*	*	27	24	17	27	20.5	27.5
21 - 22	*	*	*	*	16	14	10	16	12	30
22 - 23	*	*	*	*	10	9	4	10	6.5	28.3
23 - 24	*	*	*	*	7	14	5	7	9.5	27.5
Totals	0	0	0	0	764	474	400			
% of Total	0%	0%	0%	0%	46.64%	28.94%	24.42%			

Incoming Weekly Counts  
Broadmarston

from Fri-May-15-2026-12-00-AM to Sun-May-31-2026-09-59-AM

	18/05/2026	to	24/05/2026							
	Monday	Tuesday	Wednesday	Thursday	Friday	Saturday	Sunday	Week	Weekend	Week Day 85%
Hour	18/05/2026	19/05/2026	20/05/2026	21/05/2026	22/05/2026	23/05/2026	24/05/2026	Day Avg	Avg	Avg Speed
0 - 1	1	0	0	0	0	0	1	0.2	0.5	25
1 - 2	0	0	0	0	0	0	1	0	0.5	0
2 - 3	0	0	0	0	0	0	0	0	0	0
3 - 4	0	0	0	0	0	0	0	0	0	0
4 - 5	0	1	1	2	1	0	1	1	0.5	27.5
5 - 6	8	1	10	5	7	1	3	6.2	2	30.16
6 - 7	16	12	11	9	9	5	6	11.4	5.5	32.5
7 - 8	60	23	26	20	33	12	10	32.4	11	29.52
8 - 9	40	10	27	23	19	14	16	23.8	15	28.84
9 - 10	30	15	15	21	16	18	15	19.4	16.5	30.68
10 - 11	35	14	10	13	22	24	25	18.8	24.5	29.08
11 - 12	46	13	25	24	30	15	48	27.6	31.5	29.3
12 - 13	39	22	19	22	30	16	22	26.4	19	30.74
13 - 14	51	17	18	24	23	19	32	26.6	25.5	30
14 - 15	7	31	34	44	31	11	26	29.4	18.5	31.52
15 - 16	34	39	44	36	33	17	31	37.2	24	33.78
16 - 17	29	27	31	29	33	22	15	29.8	18.5	32.34
17 - 18	21	34	28	31	17	9	22	26.2	15.5	32.18
18 - 19	22	20	10	8	14	13	7	14.8	10	33.12
19 - 20	8	5	13	13	11	10	10	10	10	32.04
20 - 21	4	7	13	10	9	9	5	8.6	7	30.5
21 - 22	2	1	3	7	6	3	6	3.8	4.5	35
22 - 23	0	1	0	1	4	2	2	1.2	2	32.5
23 - 24	1	0	1	2	0	1	1	0.8	1	36.67
Totals	454	293	339	344	348	221	305			
% of Total	19.7%	12.72%	14.71%	14.93%	15.1%	9.59%	13.24%			

Incoming Weekly Counts  
Broadmarston

from Fri-May-15-2026-12-00-AM to Sun-May-31-2026-09-59-AM

	25/05/2026	to	31/05/2026							
	Monday	Tuesday	Wednesday	Thursday	Friday	Saturday	Sunday	Week	Weekend	Week Day 85%
Hour	25/05/2026	26/05/2026	27/05/2026	28/05/2026	29/05/2026	30/05/2026	31/05/2026	Day Avg	Avg	Avg Speed
0 - 1	0	0	0	0	0	2	1	0	1.5	0
1 - 2	0	0	0	0	0	1	0	0	0.5	0
2 - 3	0	0	0	1	0	0	0	0.2	0	50
3 - 4	1	0	0	0	1	0	0	0.4	0	42.5
4 - 5	1	2	3	2	1	0	0	1.8	0	36
5 - 6	0	5	7	9	3	2	3	4.8	2.5	32.5
6 - 7	2	14	11	6	2	5	2	7	3.5	31.96
7 - 8	17	16	14	8	15	9	8	14	8.5	32.84
8 - 9	4	15	16	31	17	22	20	16.6	21	31
9 - 10	37	21	20	12	36	18	5	25.2	11.5	31.9
10 - 11	18	17	28	25	31	26	*	23.8	26	30.14
11 - 12	34	23	20	16	26	24	*	23.8	24	31.48
12 - 13	31	16	22	23	24	22	*	23.2	22	32.7
13 - 14	30	9	15	28	27	26	*	21.8	26	32.06
14 - 15	30	21	21	26	33	15	*	26.2	15	31.4
15 - 16	18	25	26	35	27	28	*	26.2	28	33.58
16 - 17	9	25	33	31	25	21	*	24.6	21	32.84
17 - 18	11	19	19	17	23	10	*	17.8	10	32.66
18 - 19	1	10	15	21	26	12	*	14.6	12	30.7
19 - 20	7	15	13	9	13	12	*	11.4	12	31.94
20 - 21	8	13	12	12	8	8	*	10.6	8	32.76
21 - 22	4	2	3	3	7	7	*	3.8	7	32.5
22 - 23	1	0	0	0	4	5	*	1	5	35
23 - 24	2	3	0	1	8	1	*	2.8	1	38.75
Totals	266	271	298	316	357	276	39			
% of Total	14.59%	14.87%	16.35%	17.33%	19.58%	15.14%	2.14%			

Incoming Monthly Counts  
Broadmarston

from Fri-May-15-2026-12-00-AM to Sun-May-31-2026-09-59-AM

Hour	May 2026							Week Day Avg	Weekend Avg	Week Day 85% Avg Speed
	Monday	Tuesday	Wednesday	Thursday	Friday	Saturday	Sunday			
0 - 1	1	0	0	0	0	5	6	0.2	5.5	25
1 - 2	0	0	0	0	1	2	5	0.2	3.5	35
2 - 3	0	0	0	1	0	2	0	0.2	1	50
3 - 4	1	0	0	0	2	0	1	0.6	0.5	42.5
4 - 5	1	3	4	4	2	0	2	2.8	1	34.5
5 - 6	8	6	17	14	20	6	6	13	6	31.76
6 - 7	18	26	22	15	35	22	11	23.2	16.5	32.32
7 - 8	77	39	40	28	116	32	32	60	32	29.8
8 - 9	44	25	43	54	88	66	45	50.8	55.5	29.2
9 - 10	67	36	35	33	80	65	32	50.2	48.5	31.32
10 - 11	53	31	38	38	99	82	45	51.8	63.5	29.22
11 - 12	80	36	45	40	97	64	74	59.6	69	30.44
12 - 13	70	38	41	45	102	67	50	59.2	58.5	31.18
13 - 14	81	26	33	52	106	77	65	59.6	71	30.6
14 - 15	37	52	55	70	140	66	73	70.8	69.5	30.88
15 - 16	52	64	70	71	125	99	74	76.4	86.5	33.24
16 - 17	38	52	64	60	120	80	50	66.8	65	32.12
17 - 18	32	53	47	48	96	48	46	55.2	47	32.26
18 - 19	23	30	25	29	85	46	50	38.4	48	32.48
19 - 20	15	20	26	22	49	45	27	26.4	36	31.94
20 - 21	12	20	25	22	44	41	22	24.6	31.5	31.44
21 - 22	6	3	6	10	29	24	16	10.8	20	32.4
22 - 23	1	1	0	1	18	16	6	4.2	11	32.5
23 - 24	3	3	1	3	15	16	6	5	11	37.66
Totals	720	564	637	660	1469	971	744			
% of Total	12.49%	9.78%	11.05%	11.45%	25.48%	16.84%	12.91%			

Incoming Weekly Speeds  
Broadmarston

from Fri-May-15-2026-12-00-AM to Sun-May-31-2026-09-59-AM

	11/05/2026	to	17/05/2026							
	Monday	Tuesday	Wednesday	Thursday	Friday	Saturday	Sunday	Week	Weekend	Week Day 85%
Hour	11/05/2026	12/05/2026	13/05/2026	14/05/2026	15/05/2026	16/05/2026	17/05/2026	Day Avg	Avg	Avg Speed
0 - 1	*	*	*	*	0	30.33	18.5	0	23.57	0
1 - 2	*	*	*	*	32	22	26	32	25.2	35
2 - 3	*	*	*	*	0	17	0	0	17	0
3 - 4	*	*	*	*	27	0	27	27	27	30
4 - 5	*	*	*	*	0	0	22	0	22	0
5 - 6	*	*	*	*	24.6	25.33	0	24.6	25.33	28.8
6 - 7	*	*	*	*	19.92	24.25	23.67	19.92	24.13	24.2
7 - 8	*	*	*	*	15.03	21.73	23.93	15.03	22.96	22.1
8 - 9	*	*	*	*	14.38	22.33	25.56	14.38	23.08	22.7
9 - 10	*	*	*	*	15.82	22.41	23.83	15.82	22.83	23.9
10 - 11	*	*	*	*	15.22	22.38	21.85	15.22	22.17	23.5
11 - 12	*	*	*	*	13.63	23.64	24.35	13.63	24	21.9
12 - 13	*	*	*	*	16.46	23.28	23.54	16.46	23.4	24.2
13 - 14	*	*	*	*	12.55	21.47	22.7	12.55	22.09	20.6
14 - 15	*	*	*	*	19.64	24.42	23.81	19.64	24.09	26.7
15 - 16	*	*	*	*	22.22	24.02	22.79	22.22	23.47	27.9
16 - 17	*	*	*	*	22.74	23.27	24.17	22.74	23.71	28.1
17 - 18	*	*	*	*	23.05	21.97	21.21	23.05	21.62	28.8
18 - 19	*	*	*	*	23.31	23.24	23.42	23.31	23.36	28.8
19 - 20	*	*	*	*	23.6	22.35	23.71	23.6	22.93	28.5
20 - 21	*	*	*	*	21.67	22.42	21.59	21.67	22.07	27.5
21 - 22	*	*	*	*	25.06	22.86	23	25.06	22.92	30
22 - 23	*	*	*	*	25.2	24.89	23.25	25.2	24.38	28.3
23 - 24	*	*	*	*	22.14	21.93	22	22.14	21.95	27.5
Totals	0	0	0	0	18.9	23	23.2			
% of Total	0%	0%	0%	0%	29.03%	35.33%	35.64%			

Incoming Weekly Speeds  
Broadmarston

from Fri-May-15-2026-12-00-AM to Sun-May-31-2026-09-59-AM

	18/05/2026	to	24/05/2026							
	Monday	Tuesday	Wednesday	Thursday	Friday	Saturday	Sunday	Week	Weekend	Week Day 85%
Hour	18/05/2026	19/05/2026	20/05/2026	21/05/2026	22/05/2026	23/05/2026	24/05/2026	Day Avg	Avg	Avg Speed
0 - 1	22	0	0	0	0	0	37	22	37	25
1 - 2	0	0	0	0	0	0	32	0	32	0
2 - 3	0	0	0	0	0	0	0	0	0	0
3 - 4	0	0	0	0	0	0	0	0	0	0
4 - 5	0	22	37	29.5	7	0	37	25	37	27.5
5 - 6	23.38	27	24.7	22	22.86	22	29	23.58	27.25	30.16
6 - 7	20.88	31.33	27.64	31	28.33	26	28.17	27.16	27.18	32.5
7 - 8	13.33	26.13	27.38	27.95	26.94	25.92	28.5	21.98	27.09	29.52
8 - 9	13.57	25	25.52	25.7	26.37	25.43	23.75	21.63	24.53	28.84
9 - 10	16.23	28.8	25.87	27	26.19	25.56	25.87	23.64	25.7	30.68
10 - 11	15.54	26.43	26	24.77	24.77	25.54	24.12	21.71	24.82	29.08
11 - 12	15.65	26	25.6	24.92	26.2	29.2	24.83	22.33	25.87	29.3
12 - 13	19.69	28.14	25.47	25.09	26.57	25.5	25.64	24.39	25.58	30.74
13 - 14	17.22	27.47	26.33	25.29	28.3	27.47	24.38	23.14	25.53	30
14 - 15	25.71	28.58	25.12	26.05	27.74	29.45	23.58	26.71	25.32	31.52
15 - 16	27.12	27.49	27.73	27.69	30.67	24.82	25.29	28.08	25.13	33.78
16 - 17	27.1	26.3	27.35	27.17	28.39	26.32	25.73	27.31	26.08	32.34
17 - 18	28.62	27.82	26.71	26.48	26.29	31.44	28.09	27.2	29.06	32.18
18 - 19	28.77	26.95	30.7	27.75	25.71	26.31	28.43	27.85	27.05	33.12
19 - 20	27.75	28	26.38	28.38	28.91	28.6	27.2	27.84	27.9	32.04
20 - 21	22.25	26.43	24.77	27.7	29.33	27.56	24	26.44	26.29	30.5
21 - 22	29.5	22	27.33	27.86	28.83	25.67	27.83	27.95	27.11	35
22 - 23	0	32	0	22	32	27.5	29.5	30.33	28.5	32.5
23 - 24	32	0	32	32	0	32	27	32	29.5	36.67
Totals	19.4	27.4	26.5	26.6	27.3	26.7	25.6			
% of Total	10.81%	15.26%	14.76%	14.82%	15.21%	14.87%	14.26%			

Incoming Weekly Speeds  
Broadmarston

from Fri-May-15-2026-12-00-AM to Sun-May-31-2026-09-59-AM

	25/05/2026	to	31/05/2026							
	Monday	Tuesday	Wednesday	Thursday	Friday	Saturday	Sunday	Week	Weekend	Week Day 85%
Hour	25/05/2026	26/05/2026	27/05/2026	28/05/2026	29/05/2026	30/05/2026	31/05/2026	Day Avg	Avg	Avg Speed
0 - 1	0	0	0	0	0	27	27	0	27	0
1 - 2	0	0	0	0	0	27	0	0	27	0
2 - 3	0	0	0	47	0	0	0	47	0	50
3 - 4	42	0	0	0	37	0	0	39.5	0	42.5
4 - 5	32	24.5	33.67	29.5	32	0	0	30.33	0	36
5 - 6	0	27	26.43	26.44	17	24.5	25.67	25.38	25.2	32.5
6 - 7	32	27.86	29.09	26.5	24.5	31	29.5	28.06	30.57	31.96
7 - 8	23.76	25.56	26.79	28.38	27.53	28.44	22.62	26.11	25.71	32.84
8 - 9	28.5	27.73	25.94	25.03	27.12	26.5	26.65	26.29	26.57	31
9 - 10	25.81	27.71	27.35	28.5	26.81	23.44	25.4	26.91	23.87	31.9
10 - 11	26.17	24.24	24.04	22.48	24.68	24.54	*	24.23	24.54	30.14
11 - 12	25.29	26.65	28.15	21.31	22.27	26.42	*	24.84	26.42	31.48
12 - 13	26.06	26.88	25.41	24	27.38	27.23	*	25.91	27.23	32.7
13 - 14	26.93	27	26.27	26.5	24.04	26.23	*	26.02	26.23	32.06
14 - 15	23.17	25.24	24.67	28.15	29.3	27.87	*	26.27	27.87	31.4
15 - 16	27.39	28.68	26.96	29.31	26.59	26.5	*	27.9	26.5	33.58
16 - 17	26.67	27.4	26.91	27.97	28.72	26.24	*	27.63	26.24	32.84
17 - 18	27.55	27.37	26.74	27.94	26.13	30.5	*	27.04	30.5	32.66
18 - 19	27	24	26.53	24.05	25.27	29.33	*	25.03	29.33	30.7
19 - 20	26.29	27.2	28.38	26.11	27.92	27.5	*	27.35	27.5	31.94
20 - 21	27.62	26.77	25.08	28	27	24.25	*	26.83	24.25	32.76
21 - 22	28.25	27	25.33	28.67	27.71	26.43	*	27.53	26.43	32.5
22 - 23	37	0	0	0	28.25	33	*	30	33	35
23 - 24	32	27	0	47	29.5	27	*	30.57	27	38.75
Totals	26.1	26.8	26.5	26.4	26.4	26.7	25.7			
% of Total	14.14%	14.52%	14.36%	14.3%	14.3%	14.46%	13.92%			

Incoming Monthly Speeds  
Broadmarston

from Fri-May-15-2026-12-00-AM to Sun-May-31-2026-09-59-AM

Hour	May 2026							Week Day Avg	Weekend Avg	Week Day 85% Avg Speed
	Monday	Tuesday	Wednesday	Thursday	Friday	Saturday	Sunday			
0 - 1	22	0	0	0	0	29	23	22	25.73	25
1 - 2	0	0	0	0	32	24.5	27.2	32	26.43	35
2 - 3	0	0	0	47	0	17	0	47	17	50
3 - 4	42	0	0	0	32	0	27	35.33	27	42.5
4 - 5	32	23.67	34.5	29.5	19.5	0	29.5	28.43	29.5	34.5
5 - 6	23.38	27	25.41	24.86	22.85	24.5	27.33	24.4	25.92	31.76
6 - 7	22.11	29.46	28.36	29.2	22.34	26.18	27.18	25.93	26.52	32.32
7 - 8	15.64	25.9	27.17	28.07	20.03	25.19	25.03	21.37	25.11	29.8
8 - 9	14.93	26.64	25.67	25.31	19.43	24.38	25.4	21.67	24.79	29.2
9 - 10	21.52	28.17	26.71	27.55	22.84	23.57	25.03	24.41	24.05	31.32
10 - 11	19.15	25.23	24.55	23.26	20.3	23.99	23.11	21.71	23.68	29.22
11 - 12	19.75	26.42	26.73	23.48	19.84	25.98	24.66	22.14	25.28	30.44
12 - 13	22.51	27.61	25.44	24.53	22	25.1	24.46	23.7	24.83	31.18
13 - 14	20.81	27.31	26.3	25.94	18.9	24.56	23.52	22.2	24.08	30.6
14 - 15	23.65	27.23	24.95	26.83	23.71	26.05	23.73	25.03	24.83	30.88
15 - 16	27.21	27.95	27.44	28.49	25.39	24.86	23.84	27.02	24.42	33.24
16 - 17	27	26.83	27.12	27.58	25.54	24.89	24.64	26.58	24.79	32.12
17 - 18	28.25	27.66	26.72	27	24.36	25.52	24.5	26.31	25.02	32.26
18 - 19	28.7	25.97	28.2	25.07	24.31	25.7	24.12	25.71	24.88	32.48
19 - 20	27.07	27.4	27.38	27.45	25.94	25.11	25	26.83	25.07	31.94
20 - 21	25.83	26.65	24.92	27.86	24.2	23.9	22.14	25.56	23.29	31.44
21 - 22	28.67	25.33	26.33	28.1	26.48	24.25	24.81	26.94	24.48	32.4
22 - 23	37	32	0	22	27.39	27.75	25.33	27.81	27.09	32.5
23 - 24	32	27	32	37	26.07	22.88	22.83	28.44	22.86	37.66
Totals	21.9	27.1	26.5	26.5	22.7	24.9	24.3			
% of Total	12.59%	15.58%	15.24%	15.24%	13.05%	14.32%	13.97%			

Incoming Weekly EightyFifthSpeeds  
Broadmarston

from Fri-May-15-2026-12-00-AM to Sun-May-31-2026-09-59-AM

	11/05/2026	to	17/05/2026							
	Monday	Tuesday	Wednesday	Thursday	Friday	Saturday	Sunday	Week	Weekend	Week Day 85%
Hour	11/05/2026	12/05/2026	13/05/2026	14/05/2026	15/05/2026	16/05/2026	17/05/2026	Day Avg	Avg	Avg Speed
0 - 1	*	*	*	*	0	40	20	0	30	0
1 - 2	*	*	*	*	35	25	28.3	35	26.65	35
2 - 3	*	*	*	*	0	25	0	0	25	0
3 - 4	*	*	*	*	30	0	30	30	30	30
4 - 5	*	*	*	*	0	0	25	0	25	0
5 - 6	*	*	*	*	28.8	30	0	28.8	30	28.8
6 - 7	*	*	*	*	24.2	28.3	30	24.2	29.15	24.2
7 - 8	*	*	*	*	22.1	26.7	29	22.1	27.85	22.1
8 - 9	*	*	*	*	22.7	24.8	30	22.7	27.4	22.7
9 - 10	*	*	*	*	23.9	27.9	27.5	23.9	27.7	23.9
10 - 11	*	*	*	*	23.5	26.9	28.3	23.5	27.6	23.5
11 - 12	*	*	*	*	21.9	28.3	29	21.9	28.65	21.9
12 - 13	*	*	*	*	24.2	30	29.3	24.2	29.65	24.2
13 - 14	*	*	*	*	20.6	27.5	27.8	20.6	27.65	20.6
14 - 15	*	*	*	*	26.7	29.3	28.6	26.7	28.95	26.7
15 - 16	*	*	*	*	27.9	29.1	27.7	27.9	28.4	27.9
16 - 17	*	*	*	*	28.1	28.1	30	28.1	29.05	28.1
17 - 18	*	*	*	*	28.8	26.7	27.1	28.8	26.9	28.8
18 - 19	*	*	*	*	28.8	28.8	28.8	28.8	28.8	28.8
19 - 20	*	*	*	*	28.5	27.5	29	28.5	28.25	28.5
20 - 21	*	*	*	*	27.5	26	27	27.5	26.5	27.5
21 - 22	*	*	*	*	30	30	27.5	30	28.75	30
22 - 23	*	*	*	*	28.3	30	25	28.3	27.5	28.3
23 - 24	*	*	*	*	27.5	26.7	27.5	27.5	27.1	27.5
Totals	0	0	0	0	559	622.6	612.4			
% of Total	0%	0%	0%	0%	31.16%	34.7%	34.14%			

Incoming Weekly EightyFifthSpeeds  
Broadmarston

from Fri-May-15-2026-12-00-AM to Sun-May-31-2026-09-59-AM

	18/05/2026	to	24/05/2026							
	Monday	Tuesday	Wednesday	Thursday	Friday	Saturday	Sunday	Week	Weekend	Week Day 85%
Hour	18/05/2026	19/05/2026	20/05/2026	21/05/2026	22/05/2026	23/05/2026	24/05/2026	Day Avg	Avg	Avg Speed
0 - 1	25	0	0	0	0	0	40	25	40	25
1 - 2	0	0	0	0	0	0	35	0	35	0
2 - 3	0	0	0	0	0	0	0	0	0	0
3 - 4	0	0	0	0	0	0	0	0	0	0
4 - 5	0	25	40	35	10	0	40	27.5	40	27.5
5 - 6	27.5	30	32.5	28.3	32.5	25	35	30.16	30	30.16
6 - 7	25	37.5	32.5	35	32.5	30	33.3	32.5	31.65	32.5
7 - 8	22.9	32	30	32.9	29.8	33.3	33.8	29.52	33.55	29.52
8 - 9	23.1	29	29.7	31.2	31.2	33.8	31.7	28.84	32.75	28.84
9 - 10	26.7	33.6	30	33.1	30	31.7	29.4	30.68	30.55	30.68
10 - 11	24.2	29.5	31.7	30	30	31.2	28.8	29.08	30	29.08
11 - 12	23.5	29.4	30	30	33.6	34	32	29.3	33	29.3
12 - 13	27	33.3	29.4	30	34	33.8	31.2	30.74	32.5	30.74
13 - 14	23.7	32.5	30	30	33.8	33	29.5	30	31.25	30
14 - 15	30	32.9	30	31.7	33	33.3	28.8	31.52	31.05	31.52
15 - 16	33.1	33.8	32.9	33.3	35.8	30	29.7	33.78	29.85	33.78
16 - 17	31.7	32.1	32.7	31.7	33.5	29.4	32.5	32.34	30.95	32.34
17 - 18	33.6	33.8	32.1	31.4	30	38.3	35	32.18	36.65	32.18
18 - 19	34.3	33	35	33.3	30	31.7	40	33.12	35.85	33.12
19 - 20	30	33.8	29.4	33	34	32.5	30	32.04	31.25	32.04
20 - 21	25	30	32.5	30	35	35	27.5	30.5	31.25	30.5
21 - 22	40	25	40	37.5	32.5	30	35	35	32.5	35
22 - 23	0	35	0	25	37.5	30	35	32.5	32.5	32.5
23 - 24	35	0	35	40	0	35	30	36.67	32.5	36.67
Totals	541.3	601.2	615.4	642.4	598.7	611	723.2			
% of Total	12.49%	13.87%	14.2%	14.83%	13.82%	14.1%	16.69%			

Incoming Weekly EightyFifthSpeeds  
Broadmarston

from Fri-May-15-2026-12-00-AM to Sun-May-31-2026-09-59-AM

	25/05/2026	to	31/05/2026							
	Monday	Tuesday	Wednesday	Thursday	Friday	Saturday	Sunday	Week	Weekend	Week Day 85%
Hour	25/05/2026	26/05/2026	27/05/2026	28/05/2026	29/05/2026	30/05/2026	31/05/2026	Day Avg	Avg	Avg Speed
0 - 1	0	0	0	0	0	30	30	0	30	0
1 - 2	0	0	0	0	0	30	0	0	30	0
2 - 3	0	0	0	50	0	0	0	50	0	50
3 - 4	45	0	0	0	40	0	0	42.5	0	42.5
4 - 5	35	30	45	35	35	0	0	36	0	36
5 - 6	0	35	35	35	25	30	30	32.5	30	32.5
6 - 7	35	33.3	32.5	29	30	35	35	31.96	35	31.96
7 - 8	31.2	31.7	32.5	35	33.8	33.8	30	32.84	31.9	32.84
8 - 9	30	33	30	30	32	32	32.9	31	32.45	31
9 - 10	29.5	32.5	32.5	32.5	32.5	31.2	28.3	31.9	29.75	31.9
10 - 11	32.5	29.3	29.6	30	29.3	31.2	*	30.14	31.2	30.14
11 - 12	31	33.1	35	28.8	29.5	30	*	31.48	30	31.48
12 - 13	32.9	33.8	31.2	32.5	33.1	34.3	*	32.7	34.3	32.7
13 - 14	32	33.3	32.5	32.5	30	30	*	32.06	30	32.06
14 - 15	29	31.2	30	33	33.8	31.7	*	31.4	31.7	31.4
15 - 16	33.8	33.1	33.6	34.1	33.3	32.5	*	33.58	32.5	33.58
16 - 17	32.5	32.5	32.9	33	33.3	31.2	*	32.84	31.2	32.84
17 - 18	32.5	33	32	33.8	32	34	*	32.66	34	32.66
18 - 19	30	29	33.3	31.2	30	36.7	*	30.7	36.7	30.7
19 - 20	30	31.7	33	32.5	32.5	35	*	31.94	35	31.94
20 - 21	33.3	33.8	29.2	32.5	35	28.3	*	32.76	28.3	32.76
21 - 22	32.5	30	30	35	35	29.2	*	32.5	29.2	32.5
22 - 23	40	0	0	0	30	35	*	35	35	35
23 - 24	35	35	0	50	35	30	*	38.75	30	38.75
Totals	662.7	614.3	589.8	685.4	680.1	671.1	186.2			
% of Total	16.2%	15.02%	14.42%	16.76%	16.63%	16.41%	4.55%			

Incoming Monthly EightyFifthSpeeds  
Broadmarston

from Fri-May-15-2026-12-00-AM to Sun-May-31-2026-09-59-AM

	May 2026							Week	Weekend	Week Day 85%
Hour	Monday	Tuesday	Wednesday	Thursday	Friday	Saturday	Sunday	Day Avg	Avg	Avg Speed
0 - 1	25	0	0	0	0	30	30	25	30	25
1 - 2	0	0	0	0	35	30	30	35	30	35
2 - 3	0	0	0	50	0	25	0	50	25	50
3 - 4	45	0	0	0	40	0	30	42.5	30	42.5
4 - 5	35	30	40	32.5	35	0	40	34.5	40	34.5
5 - 6	27.5	35	33	33.3	30	28.3	30	31.76	29.15	31.76
6 - 7	30	36	33.1	34	28.5	32.5	32.5	32.32	32.5	32.32
7 - 8	24.7	31.2	31.2	33.1	28.8	32.1	31.7	29.8	31.9	29.8
8 - 9	25	31.7	29.8	30.6	28.9	31	31.8	29.2	31.4	29.2
9 - 10	28.8	33.1	31.9	33	29.8	29.8	28.8	31.32	29.3	31.32
10 - 11	28.1	29.4	30	30	28.6	29.6	28.6	29.22	29.1	29.22
11 - 12	28.2	32.2	32.9	29.6	29.3	30.5	30.8	30.44	30.65	30.44
12 - 13	31	33	30	31.1	30.8	32.7	29.7	31.18	31.2	31.18
13 - 14	28.3	32.9	31	31.4	29.4	30	28.8	30.6	29.4	30.6
14 - 15	28.8	32.3	30	32.5	30.8	31.2	28.7	30.88	29.95	30.88
15 - 16	33.3	33.4	33.4	33.6	32.5	30	28.8	33.24	29.4	33.24
16 - 17	31.2	32.3	32.8	32.7	31.6	29.3	30	32.12	29.65	32.12
17 - 18	33.2	33.5	32.1	32.7	29.8	32.9	30	32.26	31.45	32.26
18 - 19	34.3	32.5	34	32.1	29.5	32.8	29.3	32.48	31.05	32.48
19 - 20	30	32.9	32	32.9	31.9	30.8	30	31.94	30.4	31.94
20 - 21	31.7	33	30	32.5	30	28.6	27.9	31.44	28.25	31.44
21 - 22	35	30	30	35	32	29.2	30	32.4	29.6	32.4
22 - 23	40	35	0	25	30	33.3	30	32.5	31.65	32.5
23 - 24	35	35	35	50	33.3	28.8	28.3	37.66	28.55	37.66

Summary of Violators  
Broadmarston

from Fri-May-15-2026-12-00-AM to Sun-May-31-2026-09-59-AM

Starting Hour	Count	Average Speed of all Traffic	Violator Counts	Average Speed of Violators
00:00:00	0	N/A	N/A	N/A
01:00:00	1	32.5	1	32.5
02:00:00	0	N/A	N/A	N/A
03:00:00	1	27.5	0	0.0
04:00:00	0	N/A	N/A	N/A
05:00:00	9	22.2	1	32.5
06:00:00	23	13.5	0	0.0
07:00:00	61	8.1	0	0.0
08:00:00	61	8.6	0	0.0
09:00:00	25	11.3	0	0.0
10:00:00	46	11.1	1	32.5
11:00:00	38	9.4	0	0.0
12:00:00	49	9.7	0	0.0
13:00:00	60	8.0	0	0.0
14:00:00	75	9.3	1	32.5
15:00:00	55	12.5	2	32.5
16:00:00	69	10.4	3	34.2
17:00:00	55	11.6	4	32.5
18:00:00	46	14.7	6	32.5
19:00:00	29	15.7	1	32.5
20:00:00	27	16.9	1	37.5
21:00:00	16	16.3	2	32.5
22:00:00	8	20.0	0	0.0
23:00:00	10	15.8	0	0.0
00:00:00	3	30.8	1	37.5
01:00:00	1	22.5	0	0.0
02:00:00	2	17.5	0	0.0
03:00:00	0	N/A	N/A	N/A
04:00:00	0	N/A	N/A	N/A
05:00:00	3	25.8	0	0.0
06:00:00	11	19.3	0	0.0
07:00:00	11	18.4	0	0.0
08:00:00	28	13.2	2	35.0
09:00:00	30	15.6	1	32.5
10:00:00	27	15.4	0	0.0
11:00:00	31	14.6	1	32.5
12:00:00	26	15.3	3	32.5
13:00:00	34	16.1	2	32.5
14:00:00	40	16.0	5	33.5
15:00:00	51	13.4	5	33.5
16:00:00	41	13.1	1	32.5
17:00:00	30	12.6	0	0.0
18:00:00	21	15.7	0	0.0
19:00:00	22	16.1	0	0.0
20:00:00	25	11.2	0	0.0
21:00:00	13	19.4	2	32.5
22:00:00	10	23.3	1	32.5
23:00:00	10	19.0	0	0.0

Summary of Violators  
Broadmarston

from Fri-May-15-2026-12-00-AM to Sun-May-31-2026-09-59-AM

00:00:00	8	10.0	0	0.0
01:00:00	4	19.4	0	0.0
02:00:00	0	N/A	N/A	N/A
03:00:00	0	N/A	N/A	N/A
04:00:00	1	27.5	0	0.0
05:00:00	1	22.5	0	0.0
06:00:00	3	24.2	0	0.0
07:00:00	13	18.8	1	32.5
08:00:00	10	20.5	1	32.5
09:00:00	11	19.8	0	0.0
10:00:00	20	20.5	1	32.5
11:00:00	24	17.2	2	32.5
12:00:00	30	15.8	3	32.5
13:00:00	33	15.2	1	32.5
14:00:00	43	13.0	2	32.5
15:00:00	48	12.9	1	32.5
16:00:00	33	14.7	5	32.5
17:00:00	24	14.4	0	0.0
18:00:00	43	14.9	3	32.5
19:00:00	17	18.4	2	32.5
20:00:00	18	17.8	0	0.0
21:00:00	11	23.9	0	0.0
22:00:00	3	24.2	0	0.0
23:00:00	6	22.5	0	0.0
00:00:00	1	22.5	0	0.0
01:00:00	0	N/A	N/A	N/A
02:00:00	0	N/A	N/A	N/A
03:00:00	0	N/A	N/A	N/A
04:00:00	0	N/A	N/A	N/A
05:00:00	7	20.7	0	0.0
06:00:00	14	18.6	1	32.5
07:00:00	61	7.8	0	0.0
08:00:00	41	8.2	0	0.0
09:00:00	30	12.3	0	0.0
10:00:00	33	10.8	0	0.0
11:00:00	41	10.7	1	32.5
12:00:00	46	12.8	3	32.5
13:00:00	46	10.4	0	0.0
14:00:00	13	15.4	1	32.5
15:00:00	29	18.2	9	33.6
16:00:00	30	19.4	7	32.5
17:00:00	25	18.4	8	33.1
18:00:00	22	22.8	9	33.6
19:00:00	8	21.3	1	37.5
20:00:00	4	16.9	0	0.0
21:00:00	2	30.0	1	37.5
22:00:00	0	N/A	N/A	N/A
23:00:00	1	32.5	1	32.5
00:00:00	0	N/A	N/A	N/A

Summary of Violators  
Broadmarston

from Fri-May-15-2026-12-00-AM to Sun-May-31-2026-09-59-AM

01:00:00	0	N/A	N/A	N/A
02:00:00	0	N/A	N/A	N/A
03:00:00	0	N/A	N/A	N/A
04:00:00	1	22.5	0	0.0
05:00:00	1	27.5	0	0.0
06:00:00	11	24.5	6	35.8
07:00:00	22	14.9	4	32.5
08:00:00	12	26.3	2	32.5
09:00:00	14	24.6	6	32.5
10:00:00	12	25.2	2	32.5
11:00:00	14	20.5	1	32.5
12:00:00	21	21.9	6	33.3
13:00:00	20	22.3	6	33.3
14:00:00	27	18.2	7	33.9
15:00:00	41	19.9	14	33.9
16:00:00	24	20.4	7	32.5
17:00:00	38	19.5	11	33.9
18:00:00	18	23.5	6	33.3
19:00:00	8	22.2	4	32.5
20:00:00	6	22.1	0	0.0
21:00:00	2	27.5	1	32.5
22:00:00	1	32.5	1	32.5
23:00:00	0	N/A	N/A	N/A
00:00:00	0	N/A	N/A	N/A
01:00:00	0	N/A	N/A	N/A
02:00:00	0	N/A	N/A	N/A
03:00:00	0	N/A	N/A	N/A
04:00:00	1	37.5	1	37.5
05:00:00	10	20.0	4	32.5
06:00:00	7	26.8	2	32.5
07:00:00	29	16.5	6	32.5
08:00:00	26	18.2	2	37.5
09:00:00	15	23.5	3	32.5
10:00:00	11	23.6	3	32.5
11:00:00	25	18.2	3	34.2
12:00:00	20	14.6	3	32.5
13:00:00	17	21.8	3	32.5
14:00:00	34	13.4	4	32.5
15:00:00	45	17.8	15	33.5
16:00:00	28	19.5	10	32.5
17:00:00	27	18.6	7	32.5
18:00:00	14	24.1	5	35.5
19:00:00	12	22.1	1	37.5
20:00:00	14	23.8	3	34.2
21:00:00	3	20.0	1	37.5
22:00:00	0	N/A	N/A	N/A
23:00:00	1	32.5	1	32.5
00:00:00	0	N/A	N/A	N/A
01:00:00	0	N/A	N/A	N/A

Summary of Violators  
Broadmarston

from Fri-May-15-2026-12-00-AM to Sun-May-31-2026-09-59-AM

02:00:00	0	N/A	N/A	N/A
03:00:00	0	N/A	N/A	N/A
04:00:00	2	30.0	1	32.5
05:00:00	4	23.8	0	0.0
06:00:00	9	27.2	6	33.3
07:00:00	18	24.0	7	32.5
08:00:00	25	16.2	4	32.5
09:00:00	20	20.9	8	32.5
10:00:00	14	20.2	2	35.0
11:00:00	22	20.0	4	32.5
12:00:00	23	19.3	3	32.5
13:00:00	23	20.2	4	33.8
14:00:00	45	14.9	10	33.0
15:00:00	34	20.1	11	33.0
16:00:00	32	14.6	6	34.2
17:00:00	30	16.7	8	32.5
18:00:00	8	24.1	3	32.5
19:00:00	15	18.7	5	32.5
20:00:00	10	17.0	2	32.5
21:00:00	6	20.8	2	37.5
22:00:00	2	25.0	0	0.0
23:00:00	1	37.5	1	37.5
00:00:00	1	27.5	0	0.0
01:00:00	0	N/A	N/A	N/A
02:00:00	0	N/A	N/A	N/A
03:00:00	0	N/A	N/A	N/A
04:00:00	1	7.5	0	0.0
05:00:00	7	21.4	2	32.5
06:00:00	8	15.0	2	32.5
07:00:00	33	16.5	4	33.8
08:00:00	18	22.6	3	32.5
09:00:00	18	23.9	3	32.5
10:00:00	22	18.2	3	32.5
11:00:00	29	19.2	8	33.8
12:00:00	29	19.1	9	34.2
13:00:00	20	23.6	7	33.2
14:00:00	31	18.5	7	33.9
15:00:00	34	22.7	20	34.3
16:00:00	32	18.3	13	33.7
17:00:00	22	19.8	4	32.5
18:00:00	14	22.5	2	35.0
19:00:00	11	26.4	6	33.3
20:00:00	9	26.7	4	33.8
21:00:00	6	24.6	2	32.5
22:00:00	4	32.5	2	37.5
23:00:00	0	N/A	N/A	N/A
00:00:00	0	N/A	N/A	N/A
01:00:00	0	N/A	N/A	N/A
02:00:00	0	N/A	N/A	N/A

Summary of Violators  
Broadmarston

from Fri-May-15-2026-12-00-AM to Sun-May-31-2026-09-59-AM

03:00:00	0	N/A	N/A	N/A
04:00:00	0	N/A	N/A	N/A
05:00:00	1	22.5	0	0.0
06:00:00	4	28.8	1	32.5
07:00:00	9	22.2	2	35.0
08:00:00	18	20.0	7	33.2
09:00:00	17	19.0	4	33.8
10:00:00	22	18.9	4	33.8
11:00:00	18	23.1	7	33.2
12:00:00	15	24.3	5	33.5
13:00:00	19	20.0	5	32.5
14:00:00	9	26.7	4	33.8
15:00:00	20	19.4	6	32.5
16:00:00	22	16.8	1	32.5
17:00:00	9	31.9	5	35.5
18:00:00	13	25.0	3	32.5
19:00:00	8	29.4	4	32.5
20:00:00	10	25.3	3	34.2
21:00:00	4	19.4	0	0.0
22:00:00	2	13.8	0	0.0
23:00:00	1	32.5	1	32.5
00:00:00	1	37.5	1	37.5
01:00:00	1	32.5	1	32.5
02:00:00	0	N/A	N/A	N/A
03:00:00	0	N/A	N/A	N/A
04:00:00	1	37.5	1	37.5
05:00:00	3	20.0	1	32.5
06:00:00	6	19.2	3	32.5
07:00:00	8	30.0	4	32.5
08:00:00	18	19.2	4	33.8
09:00:00	15	19.2	1	32.5
10:00:00	25	14.5	1	37.5
11:00:00	42	13.5	8	33.1
12:00:00	27	15.0	7	32.5
13:00:00	28	18.7	3	32.5
14:00:00	28	16.8	3	32.5
15:00:00	33	16.0	3	34.2
16:00:00	14	22.5	3	35.8
17:00:00	22	20.5	6	34.2
18:00:00	9	30.3	5	36.5
19:00:00	9	20.8	2	32.5
20:00:00	6	25.0	0	0.0
21:00:00	6	28.3	2	35.0
22:00:00	2	30.0	1	32.5
23:00:00	1	27.5	0	0.0
00:00:00	0	N/A	N/A	N/A
01:00:00	0	N/A	N/A	N/A
02:00:00	0	N/A	N/A	N/A
03:00:00	1	42.5	1	42.5

Summary of Violators  
Broadmarston

from Fri-May-15-2026-12-00-AM to Sun-May-31-2026-09-59-AM

04:00:00	1	32.5	1	32.5
05:00:00	0	N/A	N/A	N/A
06:00:00	2	32.5	2	32.5
07:00:00	15	15.7	4	32.5
08:00:00	6	22.9	1	32.5
09:00:00	34	14.5	4	33.8
10:00:00	21	17.4	5	33.5
11:00:00	33	19.6	6	34.2
12:00:00	29	14.8	9	33.6
13:00:00	30	15.4	6	34.2
14:00:00	29	14.3	2	32.5
15:00:00	19	23.4	5	36.5
16:00:00	11	19.5	3	34.2
17:00:00	11	25.0	4	32.5
18:00:00	2	27.5	0	0.0
19:00:00	6	26.7	1	32.5
20:00:00	9	28.1	3	32.5
21:00:00	4	28.8	2	32.5
22:00:00	1	37.5	1	37.5
23:00:00	2	32.5	2	32.5
00:00:00	0	N/A	N/A	N/A
01:00:00	0	N/A	N/A	N/A
02:00:00	0	N/A	N/A	N/A
03:00:00	0	N/A	N/A	N/A
04:00:00	2	25.0	0	0.0
05:00:00	5	27.5	2	35.0
06:00:00	12	23.8	4	33.8
07:00:00	16	18.8	2	32.5
08:00:00	16	26.7	6	32.5
09:00:00	18	20.1	5	32.5
10:00:00	20	20.0	3	32.5
11:00:00	24	19.1	8	32.5
12:00:00	15	20.7	4	32.5
13:00:00	10	28.5	4	33.8
14:00:00	19	20.1	3	32.5
15:00:00	26	18.8	10	33.0
16:00:00	24	20.4	7	32.5
17:00:00	21	24.0	7	33.2
18:00:00	10	24.5	1	32.5
19:00:00	14	22.0	3	32.5
20:00:00	14	21.3	5	33.5
21:00:00	2	27.5	0	0.0
22:00:00	0	N/A	N/A	N/A
23:00:00	3	27.5	1	32.5
00:00:00	0	N/A	N/A	N/A
01:00:00	0	N/A	N/A	N/A
02:00:00	0	N/A	N/A	N/A
03:00:00	0	N/A	N/A	N/A
04:00:00	3	34.2	2	37.5

Summary of Violators  
Broadmarston

from Fri-May-15-2026-12-00-AM to Sun-May-31-2026-09-59-AM

05:00:00	7	22.9	2	35.0
06:00:00	8	21.3	1	32.5
07:00:00	16	20.0	6	32.5
08:00:00	14	22.0	3	32.5
09:00:00	23	22.3	6	32.5
10:00:00	26	13.8	2	32.5
11:00:00	21	25.2	8	35.0
12:00:00	21	20.2	4	32.5
13:00:00	15	14.2	1	32.5
14:00:00	20	20.4	5	34.5
15:00:00	27	20.6	8	33.8
16:00:00	31	23.1	13	32.5
17:00:00	23	18.5	5	32.5
18:00:00	14	20.5	4	33.8
19:00:00	13	21.5	4	32.5
20:00:00	12	20.2	2	32.5
21:00:00	4	23.8	0	0.0
22:00:00	0	N/A	N/A	N/A
23:00:00	0	N/A	N/A	N/A
00:00:00	0	N/A	N/A	N/A
01:00:00	0	N/A	N/A	N/A
02:00:00	1	47.5	1	47.5
03:00:00	0	N/A	N/A	N/A
04:00:00	2	30.0	1	32.5
05:00:00	8	26.3	3	34.2
06:00:00	7	19.6	1	32.5
07:00:00	7	25.7	2	35.0
08:00:00	32	15.3	5	33.5
09:00:00	12	21.9	3	34.2
10:00:00	22	22.4	4	33.8
11:00:00	14	17.0	1	32.5
12:00:00	26	16.8	6	32.5
13:00:00	27	19.4	6	34.2
14:00:00	28	20.7	7	33.9
15:00:00	33	17.4	19	33.0
16:00:00	33	16.8	11	33.0
17:00:00	17	25.4	6	35.0
18:00:00	22	20.6	4	32.5
19:00:00	9	20.8	2	32.5
20:00:00	11	23.0	4	32.5
21:00:00	4	28.8	1	32.5
22:00:00	0	N/A	N/A	N/A
23:00:00	1	47.5	1	47.5
00:00:00	0	N/A	N/A	N/A
01:00:00	0	N/A	N/A	N/A
02:00:00	0	N/A	N/A	N/A
03:00:00	1	37.5	1	37.5
04:00:00	0	N/A	N/A	N/A
05:00:00	4	21.3	1	32.5

Summary of Violators  
Broadmarston

from Fri-May-15-2026-12-00-AM to Sun-May-31-2026-09-59-AM

06:00:00	2	25.0	0	0.0
07:00:00	15	22.7	5	33.5
08:00:00	16	21.7	5	32.5
09:00:00	35	15.6	9	33.1
10:00:00	28	16.1	2	32.5
11:00:00	29	15.8	4	32.5
12:00:00	23	21.7	9	33.1
13:00:00	28	15.6	3	32.5
14:00:00	31	19.9	12	33.3
15:00:00	29	20.2	13	32.9
16:00:00	24	18.9	9	33.6
17:00:00	23	19.0	4	32.5
18:00:00	26	20.0	4	32.5
19:00:00	15	23.0	4	35.0
20:00:00	8	26.9	2	35.0
21:00:00	8	28.1	2	35.0
22:00:00	3	24.2	0	0.0
23:00:00	9	31.4	5	35.5
00:00:00	2	27.5	0	0.0
01:00:00	1	27.5	0	0.0
02:00:00	0	N/A	N/A	N/A
03:00:00	0	N/A	N/A	N/A
04:00:00	0	N/A	N/A	N/A
05:00:00	2	25.0	0	0.0
06:00:00	4	33.8	4	33.8
07:00:00	10	19.8	4	32.5
08:00:00	20	19.6	4	32.5
09:00:00	20	22.9	5	32.5
10:00:00	23	17.0	5	33.5
11:00:00	27	16.6	4	32.5
12:00:00	21	19.4	9	33.6
13:00:00	26	20.2	4	32.5
14:00:00	14	24.3	3	32.5
15:00:00	29	18.1	6	33.3
16:00:00	20	20.1	5	32.5
17:00:00	11	27.7	5	34.5
18:00:00	12	22.7	10	34.0
19:00:00	12	22.5	4	35.0
20:00:00	8	11.9	0	0.0
21:00:00	6	26.7	0	0.0
22:00:00	6	27.9	3	37.5
23:00:00	2	27.5	0	0.0

Incoming Histogram

Broadmarston

from Fri-May-15-2026-12-00-AM to Sun-May-31-2026-09-59-AM

Date	Starting Hr:min	<15	15 to <20	20 to <25	25 to <30	30 to <35	35 to <40	40 to <45	45 to <50	50 to <55	55 to <60	60 to <65	65 to <70	70 to <75	75 to <80	80 to <85	85 to <90	90 to <95	95 to <100	100 to >105	Total Counts	Avg Speed (MPH)	85pet Speed	10MPH Pace	% in pace	# of Speeders	% Speeders	
15/05/2026	00:00	0	0	0	0	0	0	0	0	0	0	0	0	0	0	0	0	0	0	0	0	0	0	*	*	*	*	
15/05/2026	01:00	0	0	0	0	1	0	0	0	0	0	0	0	0	0	0	0	0	0	0	0	1	32	35	25 to 35	100.0	1	100.0
15/05/2026	02:00	0	0	0	0	0	0	0	0	0	0	0	0	0	0	0	0	0	0	0	0	0	0	0	*	*	*	*
15/05/2026	03:00	0	0	0	1	0	0	0	0	0	0	0	0	0	0	0	0	0	0	0	0	1	27	30	20 to 30	100.0	*	*
15/05/2026	04:00	0	0	0	0	0	0	0	0	0	0	0	0	0	0	0	0	0	0	0	0	0	0	0	*	*	*	*
15/05/2026	05:00	0	1	4	4	1	0	0	0	0	0	0	0	0	0	0	0	0	0	0	0	10	24.6	28.8	20 to 30	80.0	1	10.0
15/05/2026	06:00	3	7	12	2	0	0	0	0	0	0	0	0	0	0	0	0	0	0	0	0	24	19.9	24.2	15 to 25	79.2	*	*
15/05/2026	07:00	31	22	12	3	0	0	0	0	0	0	0	0	0	0	0	0	0	0	0	0	68	15	22.1	10 to 20	51.5	*	*
15/05/2026	08:00	29	9	11	3	0	0	0	0	0	0	0	0	0	0	0	0	0	0	0	0	52	14.4	22.7	5 to 15	55.8	*	*
15/05/2026	09:00	12	5	9	2	0	0	0	0	0	0	0	0	0	0	0	0	0	0	0	0	28	15.8	23.9	15 to 25	50.0	*	*
15/05/2026	10:00	23	9	10	3	1	0	0	0	0	0	0	0	0	0	0	0	0	0	0	0	46	15.2	23.5	5 to 15	50.0	1	2.2
15/05/2026	11:00	24	8	8	1	0	0	0	0	0	0	0	0	0	0	0	0	0	0	0	0	41	13.6	21.9	5 to 15	58.5	*	*
15/05/2026	12:00	20	10	13	5	0	0	0	0	0	0	0	0	0	0	0	0	0	0	0	0	48	16.5	24.2	15 to 25	47.9	*	*
15/05/2026	13:00	38	9	8	1	0	0	0	0	0	0	0	0	0	0	0	0	0	0	0	0	56	12.6	20.6	5 to 15	67.9	*	*
15/05/2026	14:00	15	20	25	15	1	0	0	0	0	0	0	0	0	0	0	0	0	0	0	0	76	19.6	26.7	15 to 25	59.2	1	1.3
15/05/2026	15:00	5	14	25	19	2	0	0	0	0	0	0	0	0	0	0	0	0	0	0	0	65	22.2	27.9	20 to 30	67.7	2	3.1
15/05/2026	16:00	2	13	30	13	3	1	0	0	0	0	0	0	0	0	0	0	0	0	0	0	62	22.7	28.1	15 to 25	69.4	4	6.5
15/05/2026	17:00	2	10	27	12	5	0	0	0	0	0	0	0	0	0	0	0	0	0	0	0	56	23.1	28.8	20 to 30	69.6	5	8.9
15/05/2026	18:00	2	8	18	13	4	0	0	0	0	0	0	0	0	0	0	0	0	0	0	0	45	23.3	28.8	20 to 30	68.9	4	8.9
15/05/2026	19:00	1	3	10	10	1	0	0	0	0	0	0	0	0	0	0	0	0	0	0	0	25	23.6	28.5	20 to 30	80.0	1	4.0
15/05/2026	20:00	1	10	9	6	0	1	0	0	0	0	0	0	0	0	0	0	0	0	0	0	27	21.7	27.5	15 to 25	70.4	1	3.7
15/05/2026	21:00	0	1	7	6	2	0	0	0	0	0	0	0	0	0	0	0	0	0	0	0	16	25.1	30	20 to 30	81.3	2	12.5
15/05/2026	22:00	0	0	4	6	0	0	0	0	0	0	0	0	0	0	0	0	0	0	0	0	10	25.2	28.3	20 to 30	100.0	*	*
15/05/2026	23:00	1	0	4	2	0	0	0	0	0	0	0	0	0	0	0	0	0	0	0	0	7	22.1	27.5	20 to 30	85.7	*	*
24 Hr Summary		209	159	246	127	21	2	0	0	0	0	0	0	0	0	0	0	0	0	0	0	764	18.9	26.4	15 to 25	53.0	23	3.0

Incoming Histogram

Broadmarston

from Fri-May-15-2026-12-00-AM to Sun-May-31-2026-09-59-AM

Date	Starting Hr:min	<15	15 to <20	20 to <25	25 to <30	30 to <35	35 to <40	40 to <45	45 to <50	50 to <55	55 to <60	60 to <65	65 to <70	70 to <75	75 to <80	80 to <85	85 to <90	90 to <95	95 to <100	100 to >105	Total Counts	Avg Speed (MPH)	85pet Speed	10MPH Pace	% in pace	# of Speeders	% Speeders	
16/05/2026	00:00	0	0	0	2	0	1	0	0	0	0	0	0	0	0	0	0	0	0	0	0	3	30.3	40	20 to 30	66.7	1	33.3
16/05/2026	01:00	0	0	1	0	0	0	0	0	0	0	0	0	0	0	0	0	0	0	0	0	1	22	25	15 to 25	100.0	*	*
16/05/2026	02:00	1	0	1	0	0	0	0	0	0	0	0	0	0	0	0	0	0	0	0	0	2	17	25	5 to 15	50.0	*	*
16/05/2026	03:00	0	0	0	0	0	0	0	0	0	0	0	0	0	0	0	0	0	0	0	0	0	0	0	*	*	*	*
16/05/2026	04:00	0	0	0	0	0	0	0	0	0	0	0	0	0	0	0	0	0	0	0	0	0	0	0	*	*	*	*
16/05/2026	05:00	0	0	1	2	0	0	0	0	0	0	0	0	0	0	0	0	0	0	0	0	3	25.3	30	20 to 30	100.0	*	*
16/05/2026	06:00	0	1	5	6	0	0	0	0	0	0	0	0	0	0	0	0	0	0	0	0	12	24.3	28.3	20 to 30	91.7	*	*
16/05/2026	07:00	0	4	4	3	0	0	0	0	0	0	0	0	0	0	0	0	0	0	0	0	11	21.7	26.7	15 to 25	72.7	*	*
16/05/2026	08:00	2	2	23	1	1	1	0	0	0	0	0	0	0	0	0	0	0	0	0	0	30	22.3	24.8	15 to 25	83.3	2	6.7
16/05/2026	09:00	1	6	14	7	1	0	0	0	0	0	0	0	0	0	0	0	0	0	0	0	29	22.4	27.9	20 to 30	72.4	1	3.4
16/05/2026	10:00	0	8	16	8	0	0	0	0	0	0	0	0	0	0	0	0	0	0	0	0	32	22.4	26.9	15 to 25	75.0	*	*
16/05/2026	11:00	0	4	11	9	1	0	0	0	0	0	0	0	0	0	0	0	0	0	0	0	25	23.6	28.3	20 to 30	80.0	1	4.0
16/05/2026	12:00	0	8	11	6	4	0	0	0	0	0	0	0	0	0	0	0	0	0	0	0	29	23.3	30	15 to 25	65.5	4	13.8
16/05/2026	13:00	6	4	14	6	1	1	0	0	0	0	0	0	0	0	0	0	0	0	0	0	32	21.5	27.5	20 to 30	62.5	2	6.3
16/05/2026	14:00	1	4	16	15	4	0	0	0	0	0	0	0	0	0	0	0	0	0	0	0	40	24.4	29.3	20 to 30	77.5	4	10.0
16/05/2026	15:00	1	8	23	17	4	1	0	0	0	0	0	0	0	0	0	0	0	0	0	0	54	24	29.1	20 to 30	74.1	5	9.3
16/05/2026	16:00	1	6	16	13	1	0	0	0	0	0	0	0	0	0	0	0	0	0	0	0	37	23.3	28.1	20 to 30	78.4	1	2.7
16/05/2026	17:00	2	4	17	6	0	0	0	0	0	0	0	0	0	0	0	0	0	0	0	0	29	22	26.7	20 to 30	79.3	*	*
16/05/2026	18:00	2	2	5	12	0	0	0	0	0	0	0	0	0	0	0	0	0	0	0	0	21	23.2	28.8	20 to 30	81.0	*	*
16/05/2026	19:00	1	3	13	6	0	0	0	0	0	0	0	0	0	0	0	0	0	0	0	0	23	22.3	27.5	20 to 30	82.6	*	*
16/05/2026	20:00	0	5	14	5	0	0	0	0	0	0	0	0	0	0	0	0	0	0	0	0	24	22.4	26	15 to 25	79.2	*	*
16/05/2026	21:00	2	2	4	4	2	0	0	0	0	0	0	0	0	0	0	0	0	0	0	0	14	22.9	30	20 to 30	57.1	2	14.3
16/05/2026	22:00	0	1	3	4	1	0	0	0	0	0	0	0	0	0	0	0	0	0	0	0	9	24.9	30	20 to 30	77.8	1	11.1
16/05/2026	23:00	0	4	7	3	0	0	0	0	0	0	0	0	0	0	0	0	0	0	0	0	14	21.9	26.7	15 to 25	78.6	*	*
24 Hr Summary		20	76	219	135	20	4	0	0	0	0	0	0	0	0	0	0	0	0	0	474	23	28.3	20 to 30	74.7	24	5.1	

Incoming Histogram

Broadmarston

from Fri-May-15-2026-12-00-AM to Sun-May-31-2026-09-59-AM

Date	Starting Hr:min	<15	15 to <20	20 to <25	25 to <30	30 to <35	35 to <40	40 to <45	45 to <50	50 to <55	55 to <60	60 to <65	65 to <70	70 to <75	75 to <80	80 to <85	85 to <90	90 to <95	95 to <100	100 to >105	Total Counts	Avg Speed (MPH)	85pet Speed	10MPH Pace	% in pace	# of Speeders	% Speeders	
17/05/2026	00:00	0	3	1	0	0	0	0	0	0	0	0	0	0	0	0	0	0	0	0	0	4	18.5	20	15 to 25	100.0	*	*
17/05/2026	01:00	0	0	1	3	0	0	0	0	0	0	0	0	0	0	0	0	0	0	0	0	4	26	28.3	20 to 30	100.0	*	*
17/05/2026	02:00	0	0	0	0	0	0	0	0	0	0	0	0	0	0	0	0	0	0	0	0	0	0	0	*	*	*	*
17/05/2026	03:00	0	0	0	1	0	0	0	0	0	0	0	0	0	0	0	0	0	0	0	0	1	27	30	20 to 30	100.0	*	*
17/05/2026	04:00	0	0	1	0	0	0	0	0	0	0	0	0	0	0	0	0	0	0	0	0	1	22	25	15 to 25	100.0	*	*
17/05/2026	05:00	0	0	0	0	0	0	0	0	0	0	0	0	0	0	0	0	0	0	0	0	0	0	0	*	*	*	*
17/05/2026	06:00	0	0	2	1	0	0	0	0	0	0	0	0	0	0	0	0	0	0	0	0	3	23.7	30	20 to 30	100.0	*	*
17/05/2026	07:00	1	0	7	5	1	0	0	0	0	0	0	0	0	0	0	0	0	0	0	0	14	23.9	29	20 to 30	85.7	1	7.1
17/05/2026	08:00	0	0	4	4	1	0	0	0	0	0	0	0	0	0	0	0	0	0	0	0	9	25.6	30	20 to 30	88.9	1	11.1
17/05/2026	09:00	0	0	8	4	0	0	0	0	0	0	0	0	0	0	0	0	0	0	0	0	12	23.8	27.5	20 to 30	100.0	*	*
17/05/2026	10:00	2	4	7	6	1	0	0	0	0	0	0	0	0	0	0	0	0	0	0	0	20	21.9	28.3	20 to 30	65.0	1	5.0
17/05/2026	11:00	0	3	11	10	2	0	0	0	0	0	0	0	0	0	0	0	0	0	0	0	26	24.3	29	20 to 30	80.8	2	7.7
17/05/2026	12:00	2	2	14	7	3	0	0	0	0	0	0	0	0	0	0	0	0	0	0	0	28	23.5	29.3	20 to 30	75.0	3	10.7
17/05/2026	13:00	2	4	17	9	1	0	0	0	0	0	0	0	0	0	0	0	0	0	0	0	33	22.7	27.8	20 to 30	78.8	1	3.0
17/05/2026	14:00	0	8	19	18	2	0	0	0	0	0	0	0	0	0	0	0	0	0	0	0	47	23.8	28.6	20 to 30	78.7	2	4.3
17/05/2026	15:00	1	7	23	11	1	0	0	0	0	0	0	0	0	0	0	0	0	0	0	0	43	22.8	27.7	20 to 30	79.1	1	2.3
17/05/2026	16:00	3	2	14	11	5	0	0	0	0	0	0	0	0	0	0	0	0	0	0	0	35	24.2	30	20 to 30	71.4	5	14.3
17/05/2026	17:00	3	6	8	7	0	0	0	0	0	0	0	0	0	0	0	0	0	0	0	0	24	21.2	27.1	20 to 30	62.5	*	*
17/05/2026	18:00	0	8	20	12	3	0	0	0	0	0	0	0	0	0	0	0	0	0	0	0	43	23.4	28.8	20 to 30	74.4	3	7.0
17/05/2026	19:00	1	2	7	5	2	0	0	0	0	0	0	0	0	0	0	0	0	0	0	0	17	23.7	29	20 to 30	70.6	2	11.8
17/05/2026	20:00	2	3	7	5	0	0	0	0	0	0	0	0	0	0	0	0	0	0	0	0	17	21.6	27	20 to 30	70.6	*	*
17/05/2026	21:00	0	2	4	4	0	0	0	0	0	0	0	0	0	0	0	0	0	0	0	0	10	23	27.5	20 to 30	80.0	*	*
17/05/2026	22:00	0	0	3	1	0	0	0	0	0	0	0	0	0	0	0	0	0	0	0	0	4	23.3	25	20 to 30	100.0	*	*
17/05/2026	23:00	1	0	2	2	0	0	0	0	0	0	0	0	0	0	0	0	0	0	0	0	5	22	27.5	20 to 30	80.0	*	*
24 Hr Summary		18	54	180	126	22	0	0	0	0	0	0	0	0	0	0	0	0	0	0	0	400	23.2	28.5	20 to 30	76.5	22	5.5

Incoming Histogram

Broadmarston

from Fri-May-15-2026-12-00-AM to Sun-May-31-2026-09-59-AM

Date	Starting Hr:min	<15	15 to <20	20 to <25	25 to <30	30 to <35	35 to <40	40 to <45	45 to <50	50 to <55	55 to <60	60 to <65	65 to <70	70 to <75	75 to <80	80 to <85	85 to <90	90 to <95	95 to <100	100 to >105	Total Counts	Avg Speed (MPH)	85pet Speed	10MPH Pace	% in pace	# of Speeders	% Speeders	
18/05/2026	00:00	0	0	1	0	0	0	0	0	0	0	0	0	0	0	0	0	0	0	0	0	1	22	25	15 to 25	100.0	*	*
18/05/2026	01:00	0	0	0	0	0	0	0	0	0	0	0	0	0	0	0	0	0	0	0	0	0	0	0	*	*	*	*
18/05/2026	02:00	0	0	0	0	0	0	0	0	0	0	0	0	0	0	0	0	0	0	0	0	0	0	0	*	*	*	*
18/05/2026	03:00	0	0	0	0	0	0	0	0	0	0	0	0	0	0	0	0	0	0	0	0	0	0	0	*	*	*	*
18/05/2026	04:00	0	0	0	0	0	0	0	0	0	0	0	0	0	0	0	0	0	0	0	0	0	0	0	*	*	*	*
18/05/2026	05:00	0	0	6	2	0	0	0	0	0	0	0	0	0	0	0	0	0	0	0	0	8	23.4	27.5	20 to 30	100.0	*	*
18/05/2026	06:00	1	5	8	1	1	0	0	0	0	0	0	0	0	0	0	0	0	0	0	0	16	20.9	25	15 to 25	81.3	1	6.3
18/05/2026	07:00	39	5	12	4	0	0	0	0	0	0	0	0	0	0	0	0	0	0	0	0	60	13.3	22.9	5 to 15	65.0	*	*
18/05/2026	08:00	23	6	8	3	0	0	0	0	0	0	0	0	0	0	0	0	0	0	0	0	40	13.6	23.1	5 to 15	57.5	*	*
18/05/2026	09:00	14	2	8	6	0	0	0	0	0	0	0	0	0	0	0	0	0	0	0	0	30	16.2	26.7	5 to 15	46.7	*	*
18/05/2026	10:00	18	7	6	4	0	0	0	0	0	0	0	0	0	0	0	0	0	0	0	0	35	15.5	24.2	5 to 15	51.4	*	*
18/05/2026	11:00	22	8	13	2	1	0	0	0	0	0	0	0	0	0	0	0	0	0	0	0	46	15.7	23.5	5 to 15	47.8	1	2.2
18/05/2026	12:00	9	8	14	5	3	0	0	0	0	0	0	0	0	0	0	0	0	0	0	0	39	19.7	27	15 to 25	56.4	3	7.7
18/05/2026	13:00	17	12	19	3	0	0	0	0	0	0	0	0	0	0	0	0	0	0	0	0	51	17.2	23.7	15 to 25	60.8	*	*
18/05/2026	14:00	0	0	3	3	1	0	0	0	0	0	0	0	0	0	0	0	0	0	0	0	7	25.7	30	20 to 30	85.7	1	14.3
18/05/2026	15:00	1	0	10	13	8	2	0	0	0	0	0	0	0	0	0	0	0	0	0	0	34	27.1	33.1	20 to 30	67.6	10	29.4
18/05/2026	16:00	0	0	7	16	6	0	0	0	0	0	0	0	0	0	0	0	0	0	0	0	29	27.1	31.7	20 to 30	79.3	6	20.7
18/05/2026	17:00	0	0	3	10	7	1	0	0	0	0	0	0	0	0	0	0	0	0	0	0	21	28.6	33.6	25 to 35	81.0	8	38.1
18/05/2026	18:00	0	0	4	9	7	2	0	0	0	0	0	0	0	0	0	0	0	0	0	0	22	28.8	34.3	25 to 35	72.7	9	40.9
18/05/2026	19:00	0	0	1	6	0	1	0	0	0	0	0	0	0	0	0	0	0	0	0	0	8	27.8	30	20 to 30	87.5	1	12.5
18/05/2026	20:00	0	1	2	1	0	0	0	0	0	0	0	0	0	0	0	0	0	0	0	0	4	22.3	25	15 to 25	75.0	*	*
18/05/2026	21:00	0	0	1	0	0	1	0	0	0	0	0	0	0	0	0	0	0	0	0	0	2	29.5	40	15 to 25	50.0	1	50.0
18/05/2026	22:00	0	0	0	0	0	0	0	0	0	0	0	0	0	0	0	0	0	0	0	0	0	0	0	*	*	*	*
18/05/2026	23:00	0	0	0	0	1	0	0	0	0	0	0	0	0	0	0	0	0	0	0	0	1	32	35	25 to 35	100.0	1	100.0
24 Hr Summary		144	54	126	88	35	7	0	0	0	0	0	0	0	0	0	0	0	0	0	0	454	19.4	28.5	20 to 30	47.1	42	9.3

Incoming Histogram

Broadmarston

from Fri-May-15-2026-12-00-AM to Sun-May-31-2026-09-59-AM

Date	Starting Hr:min	<15	15 to <20	20 to <25	25 to <30	30 to <35	35 to <40	40 to <45	45 to <50	50 to <55	55 to <60	60 to <65	65 to <70	70 to <75	75 to <80	80 to <85	85 to <90	90 to <95	95 to <100	100 to >105	Total Counts	Avg Speed (MPH)	85pet Speed	10MPH Pace	% in pace	# of Speeders	% Speeders	
19/05/2026	00:00	0	0	0	0	0	0	0	0	0	0	0	0	0	0	0	0	0	0	0	0	0	0	*	*	*	*	
19/05/2026	01:00	0	0	0	0	0	0	0	0	0	0	0	0	0	0	0	0	0	0	0	0	0	0	*	*	*	*	
19/05/2026	02:00	0	0	0	0	0	0	0	0	0	0	0	0	0	0	0	0	0	0	0	0	0	0	*	*	*	*	
19/05/2026	03:00	0	0	0	0	0	0	0	0	0	0	0	0	0	0	0	0	0	0	0	0	0	0	*	*	*	*	
19/05/2026	04:00	0	0	1	0	0	0	0	0	0	0	0	0	0	0	0	0	0	0	0	0	1	22	25	15 to 25	100.0	*	*
19/05/2026	05:00	0	0	0	1	0	0	0	0	0	0	0	0	0	0	0	0	0	0	0	0	1	27	30	20 to 30	100.0	*	*
19/05/2026	06:00	0	0	0	6	2	4	0	0	0	0	0	0	0	0	0	0	0	0	0	0	12	31.3	37.5	25 to 35	66.7	6	50.0
19/05/2026	07:00	0	2	6	10	5	0	0	0	0	0	0	0	0	0	0	0	0	0	0	0	23	26.1	32	20 to 30	69.6	5	21.7
19/05/2026	08:00	0	1	3	5	1	0	0	0	0	0	0	0	0	0	0	0	0	0	0	0	10	25	29	20 to 30	80.0	1	10.0
19/05/2026	09:00	0	0	2	6	7	0	0	0	0	0	0	0	0	0	0	0	0	0	0	0	15	28.8	33.6	25 to 35	86.7	7	46.7
19/05/2026	10:00	0	0	3	10	1	0	0	0	0	0	0	0	0	0	0	0	0	0	0	0	14	26.4	29.5	20 to 30	92.9	1	7.1
19/05/2026	11:00	0	0	4	8	1	0	0	0	0	0	0	0	0	0	0	0	0	0	0	0	13	26	29.4	20 to 30	92.3	1	7.7
19/05/2026	12:00	0	0	4	11	6	1	0	0	0	0	0	0	0	0	0	0	0	0	0	0	22	28.1	33.3	25 to 35	77.3	7	31.8
19/05/2026	13:00	0	1	3	8	4	1	0	0	0	0	0	0	0	0	0	0	0	0	0	0	17	27.5	32.5	25 to 35	70.6	5	29.4
19/05/2026	14:00	0	0	3	19	7	2	0	0	0	0	0	0	0	0	0	0	0	0	0	0	31	28.6	32.9	25 to 35	83.9	9	29.0
19/05/2026	15:00	1	1	9	16	8	4	0	0	0	0	0	0	0	0	0	0	0	0	0	0	39	27.5	33.8	20 to 30	64.1	12	30.8
19/05/2026	16:00	0	2	8	10	7	0	0	0	0	0	0	0	0	0	0	0	0	0	0	0	27	26.3	32.1	20 to 30	66.7	7	25.9
19/05/2026	17:00	0	0	10	13	8	3	0	0	0	0	0	0	0	0	0	0	0	0	0	0	34	27.8	33.8	20 to 30	67.6	11	32.4
19/05/2026	18:00	1	0	5	8	5	1	0	0	0	0	0	0	0	0	0	0	0	0	0	0	20	27	33	20 to 30	65.0	6	30.0
19/05/2026	19:00	1	0	0	0	4	0	0	0	0	0	0	0	0	0	0	0	0	0	0	0	5	28	33.8	25 to 35	80.0	4	80.0
19/05/2026	20:00	0	0	2	4	1	0	0	0	0	0	0	0	0	0	0	0	0	0	0	0	7	26.4	30	20 to 30	85.7	1	14.3
19/05/2026	21:00	0	0	1	0	0	0	0	0	0	0	0	0	0	0	0	0	0	0	0	0	1	22	25	15 to 25	100.0	*	*
19/05/2026	22:00	0	0	0	0	1	0	0	0	0	0	0	0	0	0	0	0	0	0	0	0	1	32	35	25 to 35	100.0	1	100.0
19/05/2026	23:00	0	0	0	0	0	0	0	0	0	0	0	0	0	0	0	0	0	0	0	0	0	0	*	*	*	*	
24 Hr Summary		3	7	64	135	68	16	0	0	0	0	0	0	0	0	0	0	0	0	0	0	293	27.4	32.9	25 to 35	69.3	84	28.7

Incoming Histogram

Broadmarston

from Fri-May-15-2026-12-00-AM to Sun-May-31-2026-09-59-AM

Date	Starting Hr:min	<15	15 to <20	20 to <25	25 to <30	30 to <35	35 to <40	40 to <45	45 to <50	50 to <55	55 to <60	60 to <65	65 to <70	70 to <75	75 to <80	80 to <85	85 to <90	90 to <95	95 to <100	100 to >105	Total Counts	Avg Speed (MPH)	85pet Speed	10MPH Pace	% in pace	# of Speeders	% Speeders	
20/05/2026	00:00	0	0	0	0	0	0	0	0	0	0	0	0	0	0	0	0	0	0	0	0	0	0	*	*	*	*	
20/05/2026	01:00	0	0	0	0	0	0	0	0	0	0	0	0	0	0	0	0	0	0	0	0	0	0	*	*	*	*	
20/05/2026	02:00	0	0	0	0	0	0	0	0	0	0	0	0	0	0	0	0	0	0	0	0	0	0	*	*	*	*	
20/05/2026	03:00	0	0	0	0	0	0	0	0	0	0	0	0	0	0	0	0	0	0	0	0	0	0	*	*	*	*	
20/05/2026	04:00	0	0	0	0	0	1	0	0	0	0	0	0	0	0	0	0	0	0	0	0	1	37	40	30 to 40	100.0	1	100.0
20/05/2026	05:00	1	2	2	1	4	0	0	0	0	0	0	0	0	0	0	0	0	0	0	0	10	24.7	32.5	25 to 35	50.0	4	40.0
20/05/2026	06:00	0	1	1	5	4	0	0	0	0	0	0	0	0	0	0	0	0	0	0	0	11	27.6	32.5	25 to 35	81.8	4	36.4
20/05/2026	07:00	0	0	3	19	4	0	0	0	0	0	0	0	0	0	0	0	0	0	0	0	26	27.4	30	25 to 35	88.5	4	15.4
20/05/2026	08:00	2	2	4	16	1	2	0	0	0	0	0	0	0	0	0	0	0	0	0	0	27	25.5	29.7	20 to 30	74.1	3	11.1
20/05/2026	09:00	0	0	6	7	2	0	0	0	0	0	0	0	0	0	0	0	0	0	0	0	15	25.9	30	20 to 30	86.7	2	13.3
20/05/2026	10:00	1	0	2	4	3	0	0	0	0	0	0	0	0	0	0	0	0	0	0	0	10	26	31.7	25 to 35	70.0	3	30.0
20/05/2026	11:00	1	2	6	12	3	1	0	0	0	0	0	0	0	0	0	0	0	0	0	0	25	25.6	30	20 to 30	72.0	4	16.0
20/05/2026	12:00	0	1	7	9	2	0	0	0	0	0	0	0	0	0	0	0	0	0	0	0	19	25.5	29.4	20 to 30	84.2	2	10.5
20/05/2026	13:00	0	1	4	10	3	0	0	0	0	0	0	0	0	0	0	0	0	0	0	0	18	26.3	30	20 to 30	77.8	3	16.7
20/05/2026	14:00	1	3	11	14	5	0	0	0	0	0	0	0	0	0	0	0	0	0	0	0	34	25.1	30	20 to 30	73.5	5	14.7
20/05/2026	15:00	0	2	9	19	12	1	1	0	0	0	0	0	0	0	0	0	0	0	0	0	44	27.7	32.9	25 to 35	70.5	14	31.8
20/05/2026	16:00	1	0	7	12	11	0	0	0	0	0	0	0	0	0	0	0	0	0	0	0	31	27.4	32.7	25 to 35	74.2	11	35.5
20/05/2026	17:00	0	3	4	14	7	0	0	0	0	0	0	0	0	0	0	0	0	0	0	0	28	26.7	32.1	25 to 35	75.0	7	25.0
20/05/2026	18:00	0	0	0	6	2	1	1	0	0	0	0	0	0	0	0	0	0	0	0	0	10	30.7	35	25 to 35	80.0	4	40.0
20/05/2026	19:00	0	1	2	9	0	1	0	0	0	0	0	0	0	0	0	0	0	0	0	0	13	26.4	29.4	20 to 30	84.6	1	7.7
20/05/2026	20:00	0	2	6	2	2	1	0	0	0	0	0	0	0	0	0	0	0	0	0	0	13	24.8	32.5	15 to 25	61.5	3	23.1
20/05/2026	21:00	0	0	2	0	0	1	0	0	0	0	0	0	0	0	0	0	0	0	0	0	3	27.3	40	15 to 25	66.7	1	33.3
20/05/2026	22:00	0	0	0	0	0	0	0	0	0	0	0	0	0	0	0	0	0	0	0	0	0	0	*	*	*	*	
20/05/2026	23:00	0	0	0	0	1	0	0	0	0	0	0	0	0	0	0	0	0	0	0	0	1	32	35	25 to 35	100.0	1	100.0
24 Hr Summary		7	20	76	159	66	9	2	0	0	0	0	0	0	0	0	0	0	0	0	0	339	26.5	32	20 to 30	69.3	77	22.7

Incoming Histogram

Broadmarston

from Fri-May-15-2026-12-00-AM to Sun-May-31-2026-09-59-AM

Date	Starting Hr:min	<15	15 to <20	20 to <25	25 to <30	30 to <35	35 to <40	40 to <45	45 to <50	50 to <55	55 to <60	60 to <65	65 to <70	70 to <75	75 to <80	80 to <85	85 to <90	90 to <95	95 to <100	100 to >105	Total Counts	Avg Speed (MPH)	85pet Speed	10MPH Pace	% in pace	# of Speeders	% Speeders	
21/05/2026	00:00	0	0	0	0	0	0	0	0	0	0	0	0	0	0	0	0	0	0	0	0	0	0	*	*	*	*	
21/05/2026	01:00	0	0	0	0	0	0	0	0	0	0	0	0	0	0	0	0	0	0	0	0	0	0	*	*	*	*	
21/05/2026	02:00	0	0	0	0	0	0	0	0	0	0	0	0	0	0	0	0	0	0	0	0	0	0	*	*	*	*	
21/05/2026	03:00	0	0	0	0	0	0	0	0	0	0	0	0	0	0	0	0	0	0	0	0	0	0	*	*	*	*	
21/05/2026	04:00	0	0	0	1	1	0	0	0	0	0	0	0	0	0	0	0	0	0	0	0	2	29.5	35	25 to 35	100.0	1	50.0
21/05/2026	05:00	1	1	0	3	0	0	0	0	0	0	0	0	0	0	0	0	0	0	0	0	5	22	28.3	20 to 30	60.0	*	*
21/05/2026	06:00	0	0	0	3	5	1	0	0	0	0	0	0	0	0	0	0	0	0	0	0	9	31	35	25 to 35	88.9	6	66.7
21/05/2026	07:00	0	0	4	9	7	0	0	0	0	0	0	0	0	0	0	0	0	0	0	0	20	28	32.9	25 to 35	80.0	7	35.0
21/05/2026	08:00	1	1	6	11	4	0	0	0	0	0	0	0	0	0	0	0	0	0	0	0	23	25.7	31.2	20 to 30	73.9	4	17.4
21/05/2026	09:00	1	0	5	7	8	0	0	0	0	0	0	0	0	0	0	0	0	0	0	0	21	27	33.1	25 to 35	71.4	8	38.1
21/05/2026	10:00	1	0	6	4	1	1	0	0	0	0	0	0	0	0	0	0	0	0	0	0	13	24.8	30	20 to 30	76.9	2	15.4
21/05/2026	11:00	1	2	7	10	4	0	0	0	0	0	0	0	0	0	0	0	0	0	0	0	24	24.9	30	20 to 30	70.8	4	16.7
21/05/2026	12:00	2	1	3	13	3	0	0	0	0	0	0	0	0	0	0	0	0	0	0	0	22	25.1	30	20 to 30	72.7	3	13.6
21/05/2026	13:00	2	1	5	12	3	1	0	0	0	0	0	0	0	0	0	0	0	0	0	0	24	25.3	30	20 to 30	70.8	4	16.7
21/05/2026	14:00	5	0	7	22	9	1	0	0	0	0	0	0	0	0	0	0	0	0	0	0	44	26	31.7	25 to 35	70.5	10	22.7
21/05/2026	15:00	1	1	6	15	12	1	0	0	0	0	0	0	0	0	0	0	0	0	0	0	36	27.7	33.3	25 to 35	75.0	13	36.1
21/05/2026	16:00	0	2	4	18	3	2	0	0	0	0	0	0	0	0	0	0	0	0	0	0	29	27.2	31.7	20 to 30	75.9	5	17.2
21/05/2026	17:00	1	0	9	14	7	0	0	0	0	0	0	0	0	0	0	0	0	0	0	0	31	26.5	31.4	20 to 30	74.2	7	22.6
21/05/2026	18:00	0	0	2	3	3	0	0	0	0	0	0	0	0	0	0	0	0	0	0	0	8	27.8	33.3	25 to 35	75.0	3	37.5
21/05/2026	19:00	0	0	2	6	5	0	0	0	0	0	0	0	0	0	0	0	0	0	0	0	13	28.4	33	25 to 35	84.6	5	38.5
21/05/2026	20:00	0	0	1	7	2	0	0	0	0	0	0	0	0	0	0	0	0	0	0	0	10	27.7	30	25 to 35	90.0	2	20.0
21/05/2026	21:00	0	0	3	2	0	2	0	0	0	0	0	0	0	0	0	0	0	0	0	0	7	27.9	37.5	20 to 30	71.4	2	28.6
21/05/2026	22:00	0	0	1	0	0	0	0	0	0	0	0	0	0	0	0	0	0	0	0	0	1	22	25	15 to 25	100.0	*	*
21/05/2026	23:00	0	0	0	1	0	1	0	0	0	0	0	0	0	0	0	0	0	0	0	0	2	32	40	20 to 30	50.0	1	50.0
24 Hr Summary		16	9	71	161	77	10	0	0	0	0	0	0	0	0	0	0	0	0	0	0	344	26.6	32.3	25 to 35	69.2	87	25.3

Incoming Histogram

Broadmarston

from Fri-May-15-2026-12-00-AM to Sun-May-31-2026-09-59-AM

Date	Starting Hr:min	<15	15 to <20	20 to <25	25 to <30	30 to <35	35 to <40	40 to <45	45 to <50	50 to <55	55 to <60	60 to <65	65 to <70	70 to <75	75 to <80	80 to <85	85 to <90	90 to <95	95 to <100	100 to >105	Total Counts	Avg Speed (MPH)	85pet Speed	10MPH Pace	% in pace	# of Speeders	% Speeders	
22/05/2026	00:00	0	0	0	0	0	0	0	0	0	0	0	0	0	0	0	0	0	0	0	0	0	0	*	*	*	*	
22/05/2026	01:00	0	0	0	0	0	0	0	0	0	0	0	0	0	0	0	0	0	0	0	0	0	0	*	*	*	*	
22/05/2026	02:00	0	0	0	0	0	0	0	0	0	0	0	0	0	0	0	0	0	0	0	0	0	0	*	*	*	*	
22/05/2026	03:00	0	0	0	0	0	0	0	0	0	0	0	0	0	0	0	0	0	0	0	0	0	0	*	*	*	*	
22/05/2026	04:00	1	0	0	0	0	0	0	0	0	0	0	0	0	0	0	0	0	0	0	0	1	7	10	0 to 10	100.0	*	*
22/05/2026	05:00	2	1	0	2	2	0	0	0	0	0	0	0	0	0	0	0	0	0	0	0	7	22.9	32.5	25 to 35	57.1	2	28.6
22/05/2026	06:00	0	0	0	7	2	0	0	0	0	0	0	0	0	0	0	0	0	0	0	0	9	28.3	32.5	25 to 35	100.0	2	22.2
22/05/2026	07:00	1	0	4	24	3	1	0	0	0	0	0	0	0	0	0	0	0	0	0	0	33	26.9	29.8	20 to 30	84.8	4	12.1
22/05/2026	08:00	0	0	7	8	4	0	0	0	0	0	0	0	0	0	0	0	0	0	0	0	19	26.4	31.2	20 to 30	78.9	4	21.1
22/05/2026	09:00	0	0	5	9	2	0	0	0	0	0	0	0	0	0	0	0	0	0	0	0	16	26.2	30	20 to 30	87.5	2	12.5
22/05/2026	10:00	3	1	3	12	3	0	0	0	0	0	0	0	0	0	0	0	0	0	0	0	22	24.8	30	20 to 30	68.2	3	13.6
22/05/2026	11:00	1	4	6	10	7	2	0	0	0	0	0	0	0	0	0	0	0	0	0	0	30	26.2	33.6	25 to 35	56.7	9	30.0
22/05/2026	12:00	1	1	10	10	5	3	0	0	0	0	0	0	0	0	0	0	0	0	0	0	30	26.6	34	20 to 30	66.7	8	26.7
22/05/2026	13:00	0	1	3	10	8	1	0	0	0	0	0	0	0	0	0	0	0	0	0	0	23	28.3	33.8	25 to 35	78.3	9	39.1
22/05/2026	14:00	0	2	5	16	5	2	1	0	0	0	0	0	0	0	0	0	0	0	0	0	31	27.7	33	20 to 30	67.7	8	25.8
22/05/2026	15:00	0	0	2	12	13	6	0	0	0	0	0	0	0	0	0	0	0	0	0	0	33	30.7	35.8	25 to 35	75.8	19	57.6
22/05/2026	16:00	0	0	7	14	10	2	0	0	0	0	0	0	0	0	0	0	0	0	0	0	33	28.4	33.5	25 to 35	72.7	12	36.4
22/05/2026	17:00	0	1	4	9	3	0	0	0	0	0	0	0	0	0	0	0	0	0	0	0	17	26.3	30	20 to 30	76.5	3	17.6
22/05/2026	18:00	1	0	4	7	1	1	0	0	0	0	0	0	0	0	0	0	0	0	0	0	14	25.7	30	20 to 30	78.6	2	14.3
22/05/2026	19:00	0	0	3	2	5	1	0	0	0	0	0	0	0	0	0	0	0	0	0	0	11	28.9	34	25 to 35	63.6	6	54.5
22/05/2026	20:00	0	0	1	4	3	1	0	0	0	0	0	0	0	0	0	0	0	0	0	0	9	29.3	35	25 to 35	77.8	4	44.4
22/05/2026	21:00	0	0	0	4	2	0	0	0	0	0	0	0	0	0	0	0	0	0	0	0	6	28.8	32.5	25 to 35	100.0	2	33.3
22/05/2026	22:00	0	0	0	2	0	2	0	0	0	0	0	0	0	0	0	0	0	0	0	0	4	32	37.5	20 to 30	50.0	2	50.0
22/05/2026	23:00	0	0	0	0	0	0	0	0	0	0	0	0	0	0	0	0	0	0	0	0	0	0	*	*	*	*	
24 Hr Summary		10	11	64	162	78	22	1	0	0	0	0	0	0	0	0	0	0	0	0	0	348	27.3	33.1	25 to 35	69.0	101	29.0

Incoming Histogram

Broadmarston

from Fri-May-15-2026-12-00-AM to Sun-May-31-2026-09-59-AM

Date	Starting Hr:min	<15	15 to <20	20 to <25	25 to <30	30 to <35	35 to <40	40 to <45	45 to <50	50 to <55	55 to <60	60 to <65	65 to <70	70 to <75	75 to <80	80 to <85	85 to <90	90 to <95	95 to <100	100 to >105	Total Counts	Avg Speed (MPH)	85pet Speed	10MPH Pace	% in pace	# of Speeders	% Speeders	
23/05/2026	00:00	0	0	0	0	0	0	0	0	0	0	0	0	0	0	0	0	0	0	0	0	0	0	*	*	*	*	
23/05/2026	01:00	0	0	0	0	0	0	0	0	0	0	0	0	0	0	0	0	0	0	0	0	0	0	*	*	*	*	
23/05/2026	02:00	0	0	0	0	0	0	0	0	0	0	0	0	0	0	0	0	0	0	0	0	0	0	*	*	*	*	
23/05/2026	03:00	0	0	0	0	0	0	0	0	0	0	0	0	0	0	0	0	0	0	0	0	0	0	*	*	*	*	
23/05/2026	04:00	0	0	0	0	0	0	0	0	0	0	0	0	0	0	0	0	0	0	0	0	0	0	*	*	*	*	
23/05/2026	05:00	0	0	1	0	0	0	0	0	0	0	0	0	0	0	0	0	0	0	0	0	1	22	25	15 to 25	100.0	*	*
23/05/2026	06:00	0	1	0	3	1	0	0	0	0	0	0	0	0	0	0	0	0	0	0	0	5	26	30	25 to 35	80.0	1	20.0
23/05/2026	07:00	2	0	2	4	3	1	0	0	0	0	0	0	0	0	0	0	0	0	0	0	12	25.9	33.3	25 to 35	58.3	4	33.3
23/05/2026	08:00	3	0	1	5	4	1	0	0	0	0	0	0	0	0	0	0	0	0	0	0	14	25.4	33.8	25 to 35	64.3	5	35.7
23/05/2026	09:00	3	0	1	10	3	1	0	0	0	0	0	0	0	0	0	0	0	0	0	0	18	25.6	31.7	25 to 35	72.2	4	22.2
23/05/2026	10:00	1	3	4	11	4	1	0	0	0	0	0	0	0	0	0	0	0	0	0	0	24	25.5	31.2	20 to 30	62.5	5	20.8
23/05/2026	11:00	0	0	1	8	5	1	0	0	0	0	0	0	0	0	0	0	0	0	0	0	15	29.2	34	25 to 35	86.7	6	40.0
23/05/2026	12:00	2	0	4	5	4	1	0	0	0	0	0	0	0	0	0	0	0	0	0	0	16	25.5	33.8	20 to 30	56.3	5	31.3
23/05/2026	13:00	0	0	6	7	5	1	0	0	0	0	0	0	0	0	0	0	0	0	0	0	19	27.5	33	20 to 30	68.4	6	31.6
23/05/2026	14:00	0	0	1	4	6	0	0	0	0	0	0	0	0	0	0	0	0	0	0	0	11	29.5	33.3	25 to 35	90.9	6	54.5
23/05/2026	15:00	2	0	5	7	3	0	0	0	0	0	0	0	0	0	0	0	0	0	0	0	17	24.8	30	20 to 30	70.6	3	17.6
23/05/2026	16:00	0	0	5	16	1	0	0	0	0	0	0	0	0	0	0	0	0	0	0	0	22	26.3	29.4	20 to 30	95.5	1	4.5
23/05/2026	17:00	0	0	0	4	2	3	0	0	0	0	0	0	0	0	0	0	0	0	0	0	9	31.4	38.3	25 to 35	66.7	5	55.6
23/05/2026	18:00	0	0	5	5	3	0	0	0	0	0	0	0	0	0	0	0	0	0	0	0	13	26.3	31.7	20 to 30	76.9	3	23.1
23/05/2026	19:00	0	0	1	5	4	0	0	0	0	0	0	0	0	0	0	0	0	0	0	0	10	28.6	32.5	25 to 35	90.0	4	40.0
23/05/2026	20:00	0	0	3	3	2	1	0	0	0	0	0	0	0	0	0	0	0	0	0	0	9	27.6	35	20 to 30	66.7	3	33.3
23/05/2026	21:00	0	0	1	2	0	0	0	0	0	0	0	0	0	0	0	0	0	0	0	0	3	25.7	30	20 to 30	100.0	*	*
23/05/2026	22:00	0	0	0	2	0	0	0	0	0	0	0	0	0	0	0	0	0	0	0	0	2	27.5	30	20 to 30	100.0	*	*
23/05/2026	23:00	0	0	0	0	1	0	0	0	0	0	0	0	0	0	0	0	0	0	0	0	1	32	35	25 to 35	100.0	1	100.0
24 Hr Summary		13	4	41	101	51	11	0	0	0	0	0	0	0	0	0	0	0	0	0	0	221	26.7	32.8	25 to 35	68.8	62	28.1

Incoming Histogram

Broadmarston

from Fri-May-15-2026-12-00-AM to Sun-May-31-2026-09-59-AM

Date	Starting Hr:min	<15	15 to <20	20 to <25	25 to <30	30 to <35	35 to <40	40 to <45	45 to <50	50 to <55	55 to <60	60 to <65	65 to <70	70 to <75	75 to <80	80 to <85	85 to <90	90 to <95	95 to <100	100 to >105	Total Counts	Avg Speed (MPH)	85pet Speed	10MPH Pace	% in pace	# of Speeders	% Speeders	
24/05/2026	00:00	0	0	0	0	0	1	0	0	0	0	0	0	0	0	0	0	0	0	0	0	1	37	40	30 to 40	100.0	1	100.0
24/05/2026	01:00	0	0	0	0	1	0	0	0	0	0	0	0	0	0	0	0	0	0	0	0	1	32	35	25 to 35	100.0	1	100.0
24/05/2026	02:00	0	0	0	0	0	0	0	0	0	0	0	0	0	0	0	0	0	0	0	0	0	0	0	*	*	*	*
24/05/2026	03:00	0	0	0	0	0	0	0	0	0	0	0	0	0	0	0	0	0	0	0	0	0	0	0	*	*	*	*
24/05/2026	04:00	0	0	0	0	0	1	0	0	0	0	0	0	0	0	0	0	0	0	0	0	1	37	40	30 to 40	100.0	1	100.0
24/05/2026	05:00	0	0	0	2	1	0	0	0	0	0	0	0	0	0	0	0	0	0	0	0	3	29	35	25 to 35	100.0	1	33.3
24/05/2026	06:00	0	0	2	1	3	0	0	0	0	0	0	0	0	0	0	0	0	0	0	0	6	28.2	33.3	25 to 35	66.7	3	50.0
24/05/2026	07:00	1	0	0	4	4	1	0	0	0	0	0	0	0	0	0	0	0	0	0	0	10	28.5	33.8	25 to 35	80.0	5	50.0
24/05/2026	08:00	2	2	4	5	3	0	0	0	0	0	0	0	0	0	0	0	0	0	0	0	16	23.8	31.7	20 to 30	56.3	3	18.8
24/05/2026	09:00	0	0	5	9	1	0	0	0	0	0	0	0	0	0	0	0	0	0	0	0	15	25.9	29.4	20 to 30	93.3	1	6.7
24/05/2026	10:00	3	0	9	12	0	1	0	0	0	0	0	0	0	0	0	0	0	0	0	0	25	24.1	28.8	20 to 30	84.0	1	4.0
24/05/2026	11:00	3	6	15	13	10	1	0	0	0	0	0	0	0	0	0	0	0	0	0	0	48	24.8	32	20 to 30	58.3	11	22.9
24/05/2026	12:00	1	0	8	9	4	0	0	0	0	0	0	0	0	0	0	0	0	0	0	0	22	25.6	31.2	20 to 30	77.3	4	18.2
24/05/2026	13:00	1	3	13	11	4	0	0	0	0	0	0	0	0	0	0	0	0	0	0	0	32	24.4	29.5	20 to 30	75.0	4	12.5
24/05/2026	14:00	0	5	11	8	2	0	0	0	0	0	0	0	0	0	0	0	0	0	0	0	26	23.6	28.8	20 to 30	73.1	2	7.7
24/05/2026	15:00	1	4	7	15	2	2	0	0	0	0	0	0	0	0	0	0	0	0	0	0	31	25.3	29.7	20 to 30	71.0	4	12.9
24/05/2026	16:00	0	2	4	6	2	1	0	0	0	0	0	0	0	0	0	0	0	0	0	0	15	25.7	32.5	20 to 30	66.7	3	20.0
24/05/2026	17:00	0	0	6	9	4	3	0	0	0	0	0	0	0	0	0	0	0	0	0	0	22	28.1	35	20 to 30	68.2	7	31.8
24/05/2026	18:00	1	0	1	2	1	1	1	0	0	0	0	0	0	0	0	0	0	0	0	0	7	28.4	40	20 to 30	42.9	3	42.9
24/05/2026	19:00	0	0	2	6	2	0	0	0	0	0	0	0	0	0	0	0	0	0	0	0	10	27.2	30	20 to 30	80.0	2	20.0
24/05/2026	20:00	0	0	3	2	0	0	0	0	0	0	0	0	0	0	0	0	0	0	0	0	5	24	27.5	20 to 30	100.0	*	*
24/05/2026	21:00	0	0	2	2	1	1	0	0	0	0	0	0	0	0	0	0	0	0	0	0	6	27.8	35	20 to 30	66.7	2	33.3
24/05/2026	22:00	0	0	0	1	1	0	0	0	0	0	0	0	0	0	0	0	0	0	0	0	2	29.5	35	25 to 35	100.0	1	50.0
24/05/2026	23:00	0	0	0	1	0	0	0	0	0	0	0	0	0	0	0	0	0	0	0	0	1	27	30	20 to 30	100.0	*	*
24 Hr Summary		13	22	92	118	46	13	1	0	0	0	0	0	0	0	0	0	0	0	0	0	305	25.6	31.5	20 to 30	68.9	60	19.7

Incoming Histogram

Broadmarston

from Fri-May-15-2026-12-00-AM to Sun-May-31-2026-09-59-AM

Date	Starting Hr:min	<15	15 to <20	20 to <25	25 to <30	30 to <35	35 to <40	40 to <45	45 to <50	50 to <55	55 to <60	60 to <65	65 to <70	70 to <75	75 to <80	80 to <85	85 to <90	90 to <95	95 to <100	100 to >105	Total Counts	Avg Speed (MPH)	85pet Speed	10MPH Pace	% in pace	# of Speeders	% Speeders
25/05/2026	00:00	0	0	0	0	0	0	0	0	0	0	0	0	0	0	0	0	0	0	0	0	0	0	*	*	*	*
25/05/2026	01:00	0	0	0	0	0	0	0	0	0	0	0	0	0	0	0	0	0	0	0	0	0	0	*	*	*	*
25/05/2026	02:00	0	0	0	0	0	0	0	0	0	0	0	0	0	0	0	0	0	0	0	0	0	0	*	*	*	*
25/05/2026	03:00	0	0	0	0	0	0	1	0	0	0	0	0	0	0	0	0	0	0	0	1	42	45	35 to 45	100.0	1	100.0
25/05/2026	04:00	0	0	0	0	1	0	0	0	0	0	0	0	0	0	0	0	0	0	0	1	32	35	25 to 35	100.0	1	100.0
25/05/2026	05:00	0	0	0	0	0	0	0	0	0	0	0	0	0	0	0	0	0	0	0	0	0	0	*	*	*	*
25/05/2026	06:00	0	0	0	0	2	0	0	0	0	0	0	0	0	0	0	0	0	0	0	2	32	35	25 to 35	100.0	2	100.0
25/05/2026	07:00	2	2	6	3	4	0	0	0	0	0	0	0	0	0	0	0	0	0	0	17	23.8	31.2	20 to 30	52.9	4	23.5
25/05/2026	08:00	0	0	0	3	1	0	0	0	0	0	0	0	0	0	0	0	0	0	0	4	28.5	30	25 to 35	100.0	1	25.0
25/05/2026	09:00	1	1	11	20	3	1	0	0	0	0	0	0	0	0	0	0	0	0	0	37	25.8	29.5	20 to 30	83.8	4	10.8
25/05/2026	10:00	0	1	8	4	4	1	0	0	0	0	0	0	0	0	0	0	0	0	0	18	26.2	32.5	20 to 30	66.7	5	27.8
25/05/2026	11:00	2	0	14	12	5	0	1	0	0	0	0	0	0	0	0	0	0	0	0	34	25.3	31	20 to 30	76.5	6	17.6
25/05/2026	12:00	3	1	8	10	7	2	0	0	0	0	0	0	0	0	0	0	0	0	0	31	26.1	32.9	20 to 30	58.1	9	29.0
25/05/2026	13:00	0	1	8	15	5	0	1	0	0	0	0	0	0	0	0	0	0	0	0	30	26.9	32	20 to 30	76.7	6	20.0
25/05/2026	14:00	1	7	10	10	2	0	0	0	0	0	0	0	0	0	0	0	0	0	0	30	23.2	29	20 to 30	66.7	2	6.7
25/05/2026	15:00	1	1	5	5	4	1	0	0	1	0	0	0	0	0	0	0	0	0	0	18	27.4	33.8	20 to 30	55.6	6	33.3
25/05/2026	16:00	0	0	3	4	2	0	0	0	0	0	0	0	0	0	0	0	0	0	0	9	26.7	32.5	20 to 30	77.8	2	22.2
25/05/2026	17:00	0	0	3	4	4	0	0	0	0	0	0	0	0	0	0	0	0	0	0	11	27.5	32.5	25 to 35	72.7	4	36.4
25/05/2026	18:00	0	0	0	1	0	0	0	0	0	0	0	0	0	0	0	0	0	0	0	1	27	30	20 to 30	100.0	*	*
25/05/2026	19:00	0	0	2	4	1	0	0	0	0	0	0	0	0	0	0	0	0	0	0	7	26.3	30	20 to 30	85.7	1	14.3
25/05/2026	20:00	0	0	2	3	3	0	0	0	0	0	0	0	0	0	0	0	0	0	0	8	27.6	33.3	25 to 35	75.0	3	37.5
25/05/2026	21:00	0	0	1	1	2	0	0	0	0	0	0	0	0	0	0	0	0	0	0	4	28.3	32.5	25 to 35	75.0	2	50.0
25/05/2026	22:00	0	0	0	0	0	1	0	0	0	0	0	0	0	0	0	0	0	0	0	1	37	40	30 to 40	100.0	1	100.0
25/05/2026	23:00	0	0	0	0	2	0	0	0	0	0	0	0	0	0	0	0	0	0	0	2	32	35	25 to 35	100.0	2	100.0
24 Hr Summary		10	14	81	99	52	6	3	0	1	0	0	0	0	0	0	0	0	0	0	266	26.1	32.1	20 to 30	67.7	62	23.3

Incoming Histogram

Broadmarston

from Fri-May-15-2026-12-00-AM to Sun-May-31-2026-09-59-AM

Date	Starting Hr:min	<15	15 to <20	20 to <25	25 to <30	30 to <35	35 to <40	40 to <45	45 to <50	50 to <55	55 to <60	60 to <65	65 to <70	70 to <75	75 to <80	80 to <85	85 to <90	90 to <95	95 to <100	100 to >105	Total Counts	Avg Speed (MPH)	85pet Speed	10MPH Pace	% in pace	# of Speeders	% Speeders	
26/05/2026	00:00	0	0	0	0	0	0	0	0	0	0	0	0	0	0	0	0	0	0	0	0	0	0	*	*	*	*	
26/05/2026	01:00	0	0	0	0	0	0	0	0	0	0	0	0	0	0	0	0	0	0	0	0	0	0	*	*	*	*	
26/05/2026	02:00	0	0	0	0	0	0	0	0	0	0	0	0	0	0	0	0	0	0	0	0	0	0	*	*	*	*	
26/05/2026	03:00	0	0	0	0	0	0	0	0	0	0	0	0	0	0	0	0	0	0	0	0	0	0	*	*	*	*	
26/05/2026	04:00	0	0	1	1	0	0	0	0	0	0	0	0	0	0	0	0	0	0	0	0	2	24.5	30	20 to 30	100.0	*	*
26/05/2026	05:00	1	0	0	2	1	1	0	0	0	0	0	0	0	0	0	0	0	0	0	0	5	27	35	25 to 35	60.0	2	40.0
26/05/2026	06:00	0	1	1	8	3	1	0	0	0	0	0	0	0	0	0	0	0	0	0	0	14	27.9	33.3	25 to 35	78.6	4	28.6
26/05/2026	07:00	0	3	2	8	3	0	0	0	0	0	0	0	0	0	0	0	0	0	0	0	16	25.6	31.7	25 to 35	68.8	3	18.8
26/05/2026	08:00	0	1	1	8	5	0	0	0	0	0	0	0	0	0	0	0	0	0	0	0	15	27.7	33	25 to 35	86.7	5	33.3
26/05/2026	09:00	0	0	4	11	6	0	0	0	0	0	0	0	0	0	0	0	0	0	0	0	21	27.7	32.5	25 to 35	81.0	6	28.6
26/05/2026	10:00	0	4	4	7	2	0	0	0	0	0	0	0	0	0	0	0	0	0	0	0	17	24.2	29.3	20 to 30	64.7	2	11.8
26/05/2026	11:00	1	2	4	8	8	0	0	0	0	0	0	0	0	0	0	0	0	0	0	0	23	26.7	33.1	25 to 35	69.6	8	34.8
26/05/2026	12:00	0	2	3	6	4	1	0	0	0	0	0	0	0	0	0	0	0	0	0	0	16	26.9	33.8	25 to 35	62.5	5	31.3
26/05/2026	13:00	0	1	1	4	3	0	0	0	0	0	0	0	0	0	0	0	0	0	0	0	9	27	33.3	25 to 35	77.8	3	33.3
26/05/2026	14:00	1	2	5	9	4	0	0	0	0	0	0	0	0	0	0	0	0	0	0	0	21	25.2	31.2	20 to 30	66.7	4	19.0
26/05/2026	15:00	0	1	1	14	8	1	0	0	0	0	0	0	0	0	0	0	0	0	0	0	25	28.7	33.1	25 to 35	88.0	9	36.0
26/05/2026	16:00	0	0	7	10	8	0	0	0	0	0	0	0	0	0	0	0	0	0	0	0	25	27.4	32.5	25 to 35	72.0	8	32.0
26/05/2026	17:00	0	0	6	7	5	1	0	0	0	0	0	0	0	0	0	0	0	0	0	0	19	27.4	33	20 to 30	68.4	6	31.6
26/05/2026	18:00	1	0	3	5	1	0	0	0	0	0	0	0	0	0	0	0	0	0	0	0	10	24	29	20 to 30	80.0	1	10.0
26/05/2026	19:00	0	1	1	10	3	0	0	0	0	0	0	0	0	0	0	0	0	0	0	0	15	27.2	31.7	25 to 35	86.7	3	20.0
26/05/2026	20:00	0	1	5	2	4	1	0	0	0	0	0	0	0	0	0	0	0	0	0	0	13	26.8	33.8	20 to 30	53.8	5	38.5
26/05/2026	21:00	0	0	0	2	0	0	0	0	0	0	0	0	0	0	0	0	0	0	0	0	2	27	30	20 to 30	100.0	*	*
26/05/2026	22:00	0	0	0	0	0	0	0	0	0	0	0	0	0	0	0	0	0	0	0	0	0	0	*	*	*	*	
26/05/2026	23:00	0	0	1	1	1	0	0	0	0	0	0	0	0	0	0	0	0	0	0	0	3	27	35	20 to 30	66.7	1	33.3
24 Hr Summary		4	19	50	123	69	6	0	0	0	0	0	0	0	0	0	0	0	0	0	0	271	26.8	32.5	25 to 35	70.8	75	27.7

Incoming Histogram

Broadmarston

from Fri-May-15-2026-12-00-AM to Sun-May-31-2026-09-59-AM

Date	Starting Hr:min	<15	15 to <20	20 to <25	25 to <30	30 to <35	35 to <40	40 to <45	45 to <50	50 to <55	55 to <60	60 to <65	65 to <70	70 to <75	75 to <80	80 to <85	85 to <90	90 to <95	95 to <100	100 to >105	Total Counts	Avg Speed (MPH)	85pet Speed	10MPH Pace	% in pace	# of Speeders	% Speeders	
27/05/2026	00:00	0	0	0	0	0	0	0	0	0	0	0	0	0	0	0	0	0	0	0	0	0	0	*	*	*	*	
27/05/2026	01:00	0	0	0	0	0	0	0	0	0	0	0	0	0	0	0	0	0	0	0	0	0	0	*	*	*	*	
27/05/2026	02:00	0	0	0	0	0	0	0	0	0	0	0	0	0	0	0	0	0	0	0	0	0	0	*	*	*	*	
27/05/2026	03:00	0	0	0	0	0	0	0	0	0	0	0	0	0	0	0	0	0	0	0	0	0	0	*	*	*	*	
27/05/2026	04:00	0	0	0	1	1	0	1	0	0	0	0	0	0	0	0	0	0	0	0	0	3	33.7	45	25 to 35	66.7	2	66.7
27/05/2026	05:00	1	0	1	3	1	1	0	0	0	0	0	0	0	0	0	0	0	0	0	0	7	26.4	35	20 to 30	57.1	2	28.6
27/05/2026	06:00	0	0	0	7	4	0	0	0	0	0	0	0	0	0	0	0	0	0	0	0	11	29.1	32.5	25 to 35	100.0	4	36.4
27/05/2026	07:00	0	1	3	6	4	0	0	0	0	0	0	0	0	0	0	0	0	0	0	0	14	26.8	32.5	25 to 35	71.4	4	28.6
27/05/2026	08:00	0	1	4	9	2	0	0	0	0	0	0	0	0	0	0	0	0	0	0	0	16	25.9	30	20 to 30	81.3	2	12.5
27/05/2026	09:00	0	1	3	10	6	0	0	0	0	0	0	0	0	0	0	0	0	0	0	0	20	27.4	32.5	25 to 35	80.0	6	30.0
27/05/2026	10:00	3	3	6	13	2	1	0	0	0	0	0	0	0	0	0	0	0	0	0	0	28	24	29.6	20 to 30	67.9	3	10.7
27/05/2026	11:00	0	1	4	8	4	3	0	0	0	0	0	0	0	0	0	0	0	0	0	0	20	28.1	35	20 to 30	60.0	7	35.0
27/05/2026	12:00	1	2	5	10	4	0	0	0	0	0	0	0	0	0	0	0	0	0	0	0	22	25.4	31.2	20 to 30	68.2	4	18.2
27/05/2026	13:00	1	0	4	7	2	1	0	0	0	0	0	0	0	0	0	0	0	0	0	0	15	26.3	32.5	20 to 30	73.3	3	20.0
27/05/2026	14:00	3	0	6	9	2	1	0	0	0	0	0	0	0	0	0	0	0	0	0	0	21	24.7	30	20 to 30	71.4	3	14.3
27/05/2026	15:00	1	2	5	9	7	2	0	0	0	0	0	0	0	0	0	0	0	0	0	0	26	27	33.6	25 to 35	61.5	9	34.6
27/05/2026	16:00	1	1	9	10	12	0	0	0	0	0	0	0	0	0	0	0	0	0	0	0	33	26.9	32.9	25 to 35	66.7	12	36.4
27/05/2026	17:00	1	0	4	9	5	0	0	0	0	0	0	0	0	0	0	0	0	0	0	0	19	26.7	32	25 to 35	73.7	5	26.3
27/05/2026	18:00	1	0	3	7	3	1	0	0	0	0	0	0	0	0	0	0	0	0	0	0	15	26.5	33.3	20 to 30	66.7	4	26.7
27/05/2026	19:00	0	0	2	6	5	0	0	0	0	0	0	0	0	0	0	0	0	0	0	0	13	28.4	33	25 to 35	84.6	5	38.5
27/05/2026	20:00	0	1	4	6	1	0	0	0	0	0	0	0	0	0	0	0	0	0	0	0	12	25.1	29.2	20 to 30	83.3	1	8.3
27/05/2026	21:00	0	0	1	2	0	0	0	0	0	0	0	0	0	0	0	0	0	0	0	0	3	25.3	30	20 to 30	100.0	*	*
27/05/2026	22:00	0	0	0	0	0	0	0	0	0	0	0	0	0	0	0	0	0	0	0	0	0	0	*	*	*	*	
27/05/2026	23:00	0	0	0	0	0	0	0	0	0	0	0	0	0	0	0	0	0	0	0	0	0	0	*	*	*	*	
24 Hr Summary		13	13	64	132	65	10	1	0	0	0	0	0	0	0	0	0	0	0	0	0	298	26.5	32.4	25 to 35	66.1	76	25.5

Incoming Histogram

Broadmarston

from Fri-May-15-2026-12-00-AM to Sun-May-31-2026-09-59-AM

Date	Starting Hr:min	<15	15 to <20	20 to <25	25 to <30	30 to <35	35 to <40	40 to <45	45 to <50	50 to <55	55 to <60	60 to <65	65 to <70	70 to <75	75 to <80	80 to <85	85 to <90	90 to <95	95 to <100	100 to >105	Total Counts	Avg Speed (MPH)	85pet Speed	10MPH Pace	% in pace	# of Speeders	% Speeders
28/05/2026	00:00	0	0	0	0	0	0	0	0	0	0	0	0	0	0	0	0	0	0	0	0	0	0	*	*	*	*
28/05/2026	01:00	0	0	0	0	0	0	0	0	0	0	0	0	0	0	0	0	0	0	0	0	0	0	*	*	*	*
28/05/2026	02:00	0	0	0	0	0	0	1	0	0	0	0	0	0	0	0	0	0	0	0	1	47	50	40 to 50	100.0	1	100.0
28/05/2026	03:00	0	0	0	0	0	0	0	0	0	0	0	0	0	0	0	0	0	0	0	0	0	0	*	*	*	*
28/05/2026	04:00	0	0	0	1	1	0	0	0	0	0	0	0	0	0	0	0	0	0	0	2	29.5	35	25 to 35	100.0	1	50.0
28/05/2026	05:00	2	0	0	3	3	1	0	0	0	0	0	0	0	0	0	0	0	0	0	9	26.4	35	25 to 35	66.7	4	44.4
28/05/2026	06:00	0	0	1	5	0	0	0	0	0	0	0	0	0	0	0	0	0	0	0	6	26.5	29	20 to 30	100.0	*	*
28/05/2026	07:00	0	0	1	5	1	1	0	0	0	0	0	0	0	0	0	0	0	0	0	8	28.4	35	20 to 30	75.0	2	25.0
28/05/2026	08:00	2	5	3	16	4	1	0	0	0	0	0	0	0	0	0	0	0	0	0	31	25	30	25 to 35	64.5	5	16.1
28/05/2026	09:00	0	0	1	8	2	1	0	0	0	0	0	0	0	0	0	0	0	0	0	12	28.5	32.5	25 to 35	83.3	3	25.0
28/05/2026	10:00	4	4	6	7	3	1	0	0	0	0	0	0	0	0	0	0	0	0	0	25	22.5	30	20 to 30	52.0	4	16.0
28/05/2026	11:00	3	2	6	4	1	0	0	0	0	0	0	0	0	0	0	0	0	0	0	16	21.3	28.8	20 to 30	62.5	1	6.3
28/05/2026	12:00	3	2	8	4	6	0	0	0	0	0	0	0	0	0	0	0	0	0	0	23	24	32.5	20 to 30	52.2	6	26.1
28/05/2026	13:00	2	1	4	15	4	2	0	0	0	0	0	0	0	0	0	0	0	0	0	28	26.5	32.5	20 to 30	67.9	6	21.4
28/05/2026	14:00	0	0	4	15	5	2	0	0	0	0	0	0	0	0	0	0	0	0	0	26	28.2	33	25 to 35	76.9	7	26.9
28/05/2026	15:00	0	2	3	11	17	2	0	0	0	0	0	0	0	0	0	0	0	0	0	35	29.3	34.1	25 to 35	80.0	19	54.3
28/05/2026	16:00	0	1	6	13	10	1	0	0	0	0	0	0	0	0	0	0	0	0	0	31	28	33	25 to 35	74.2	11	35.5
28/05/2026	17:00	0	1	4	6	4	1	1	0	0	0	0	0	0	0	0	0	0	0	0	17	27.9	33.8	20 to 30	58.8	6	35.3
28/05/2026	18:00	2	2	6	7	4	0	0	0	0	0	0	0	0	0	0	0	0	0	0	21	24	31.2	20 to 30	61.9	4	19.0
28/05/2026	19:00	0	0	4	3	2	0	0	0	0	0	0	0	0	0	0	0	0	0	0	9	26.1	32.5	20 to 30	77.8	2	22.2
28/05/2026	20:00	0	0	2	6	4	0	0	0	0	0	0	0	0	0	0	0	0	0	0	12	28	32.5	25 to 35	83.3	4	33.3
28/05/2026	21:00	0	0	0	2	1	0	0	0	0	0	0	0	0	0	0	0	0	0	0	3	28.7	35	25 to 35	100.0	1	33.3
28/05/2026	22:00	0	0	0	0	0	0	0	0	0	0	0	0	0	0	0	0	0	0	0	0	0	0	*	*	*	*
28/05/2026	23:00	0	0	0	0	0	0	1	0	0	0	0	0	0	0	0	0	0	0	0	1	47	50	40 to 50	100.0	1	100.0
24 Hr Summary		18	20	59	131	72	13	1	2	0	0	0	0	0	0	0	0	0	0	0	316	26.4	32.8	25 to 35	64.2	88	27.8

Incoming Histogram

Broadmarston

from Fri-May-15-2026-12-00-AM to Sun-May-31-2026-09-59-AM

Date	Starting Hr:min	<15	15 to <20	20 to <25	25 to <30	30 to <35	35 to <40	40 to <45	45 to <50	50 to <55	55 to <60	60 to <65	65 to <70	70 to <75	75 to <80	80 to <85	85 to <90	90 to <95	95 to <100	100 to >105	Total Counts	Avg Speed (MPH)	85pet Speed	10MPH Pace	% in pace	# of Speeders	% Speeders	
29/05/2026	00:00	0	0	0	0	0	0	0	0	0	0	0	0	0	0	0	0	0	0	0	0	0	0	*	*	*	*	
29/05/2026	01:00	0	0	0	0	0	0	0	0	0	0	0	0	0	0	0	0	0	0	0	0	0	0	*	*	*	*	
29/05/2026	02:00	0	0	0	0	0	0	0	0	0	0	0	0	0	0	0	0	0	0	0	0	0	0	*	*	*	*	
29/05/2026	03:00	0	0	0	0	0	1	0	0	0	0	0	0	0	0	0	0	0	0	0	0	1	37	40	30 to 40	100.0	1	100.0
29/05/2026	04:00	0	0	0	0	1	0	0	0	0	0	0	0	0	0	0	0	0	0	0	0	1	32	35	25 to 35	100.0	1	100.0
29/05/2026	05:00	1	1	1	0	0	0	0	0	0	0	0	0	0	0	0	0	0	0	0	0	3	17	25	10 to 20	66.7	*	*
29/05/2026	06:00	0	0	1	1	0	0	0	0	0	0	0	0	0	0	0	0	0	0	0	0	2	24.5	30	20 to 30	100.0	*	*
29/05/2026	07:00	0	0	5	5	4	1	0	0	0	0	0	0	0	0	0	0	0	0	0	0	15	27.5	33.8	20 to 30	66.7	5	33.3
29/05/2026	08:00	0	0	5	7	5	0	0	0	0	0	0	0	0	0	0	0	0	0	0	0	17	27.1	32	20 to 30	70.6	5	29.4
29/05/2026	09:00	0	0	14	13	8	1	0	0	0	0	0	0	0	0	0	0	0	0	0	0	36	26.8	32.5	20 to 30	75.0	9	25.0
29/05/2026	10:00	2	1	11	14	3	0	0	0	0	0	0	0	0	0	0	0	0	0	0	0	31	24.7	29.3	20 to 30	80.6	3	9.7
29/05/2026	11:00	4	4	5	10	3	0	0	0	0	0	0	0	0	0	0	0	0	0	0	0	26	22.3	29.5	20 to 30	57.7	3	11.5
29/05/2026	12:00	1	1	4	9	8	1	0	0	0	0	0	0	0	0	0	0	0	0	0	0	24	27.4	33.1	25 to 35	70.8	9	37.5
29/05/2026	13:00	5	1	4	13	4	0	0	0	0	0	0	0	0	0	0	0	0	0	0	0	27	24	30	20 to 30	63.0	4	14.8
29/05/2026	14:00	0	0	4	14	13	2	0	0	0	0	0	0	0	0	0	0	0	0	0	0	33	29.3	33.8	25 to 35	81.8	15	45.5
29/05/2026	15:00	3	0	5	9	9	1	0	0	0	0	0	0	0	0	0	0	0	0	0	0	27	26.6	33.3	25 to 35	66.7	10	37.0
29/05/2026	16:00	0	0	3	14	6	2	0	0	0	0	0	0	0	0	0	0	0	0	0	0	25	28.7	33.3	25 to 35	80.0	8	32.0
29/05/2026	17:00	1	0	7	10	5	0	0	0	0	0	0	0	0	0	0	0	0	0	0	0	23	26.1	32	20 to 30	73.9	5	21.7
29/05/2026	18:00	1	2	7	12	3	1	0	0	0	0	0	0	0	0	0	0	0	0	0	0	26	25.3	30	20 to 30	73.1	4	15.4
29/05/2026	19:00	0	0	2	8	2	1	0	0	0	0	0	0	0	0	0	0	0	0	0	0	13	27.9	32.5	20 to 30	76.9	3	23.1
29/05/2026	20:00	0	0	3	3	1	1	0	0	0	0	0	0	0	0	0	0	0	0	0	0	8	27	35	20 to 30	75.0	2	25.0
29/05/2026	21:00	0	0	2	3	1	1	0	0	0	0	0	0	0	0	0	0	0	0	0	0	7	27.7	35	20 to 30	71.4	2	28.6
29/05/2026	22:00	0	0	2	1	0	0	1	0	0	0	0	0	0	0	0	0	0	0	0	0	4	28.3	30	20 to 30	75.0	1	25.0
29/05/2026	23:00	0	0	1	3	3	1	0	0	0	0	0	0	0	0	0	0	0	0	0	0	8	29.5	35	25 to 35	75.0	4	50.0
24 Hr Summary		18	10	86	149	79	14	1	0	0	0	0	0	0	0	0	0	0	0	0	0	357	26.4	32.5	20 to 30	65.8	94	26.3

Incoming Histogram

Broadmarston

from Fri-May-15-2026-12-00-AM to Sun-May-31-2026-09-59-AM

Date	Starting Hr:min	<15	15 to <20	20 to <25	25 to <30	30 to <35	35 to <40	40 to <45	45 to <50	50 to <55	55 to <60	60 to <65	65 to <70	70 to <75	75 to <80	80 to <85	85 to <90	90 to <95	95 to <100	100 to >105	Total Counts	Avg Speed (MPH)	85pet Speed	10MPH Pace	% in pace	# of Speeders	% Speeders
30/05/2026	00:00	0	0	0	2	0	0	0	0	0	0	0	0	0	0	0	0	0	0	0	2	27	30	20 to 30	100.0	*	*
30/05/2026	01:00	0	0	0	1	0	0	0	0	0	0	0	0	0	0	0	0	0	0	0	1	27	30	20 to 30	100.0	*	*
30/05/2026	02:00	0	0	0	0	0	0	0	0	0	0	0	0	0	0	0	0	0	0	0	0	0	0	*	*	*	*
30/05/2026	03:00	0	0	0	0	0	0	0	0	0	0	0	0	0	0	0	0	0	0	0	0	0	0	*	*	*	*
30/05/2026	04:00	0	0	0	0	0	0	0	0	0	0	0	0	0	0	0	0	0	0	0	0	0	0	*	*	*	*
30/05/2026	05:00	0	0	1	1	0	0	0	0	0	0	0	0	0	0	0	0	0	0	0	2	24.5	30	20 to 30	100.0	*	*
30/05/2026	06:00	0	0	1	0	3	1	0	0	0	0	0	0	0	0	0	0	0	0	0	5	31	35	30 to 40	80.0	4	80.0
30/05/2026	07:00	0	0	2	3	4	0	0	0	0	0	0	0	0	0	0	0	0	0	0	9	28.4	33.8	25 to 35	77.8	4	44.4
30/05/2026	08:00	1	1	3	12	5	0	0	0	0	0	0	0	0	0	0	0	0	0	0	22	26.5	32	25 to 35	77.3	5	22.7
30/05/2026	09:00	3	1	6	4	4	0	0	0	0	0	0	0	0	0	0	0	0	0	0	18	23.4	31.2	20 to 30	55.6	4	22.2
30/05/2026	10:00	3	2	7	9	4	1	0	0	0	0	0	0	0	0	0	0	0	0	0	26	24.5	31.2	20 to 30	61.5	5	19.2
30/05/2026	11:00	2	0	2	16	4	0	0	0	0	0	0	0	0	0	0	0	0	0	0	24	26.4	30	25 to 35	83.3	4	16.7
30/05/2026	12:00	2	0	5	6	7	2	0	0	0	0	0	0	0	0	0	0	0	0	0	22	27.2	34.3	25 to 35	59.1	9	40.9
30/05/2026	13:00	0	2	5	15	4	0	0	0	0	0	0	0	0	0	0	0	0	0	0	26	26.2	30	20 to 30	76.9	4	15.4
30/05/2026	14:00	0	0	1	11	3	0	0	0	0	0	0	0	0	0	0	0	0	0	0	15	27.9	31.7	25 to 35	93.3	3	20.0
30/05/2026	15:00	1	1	7	12	6	1	0	0	0	0	0	0	0	0	0	0	0	0	0	28	26.5	32.5	20 to 30	67.9	7	25.0
30/05/2026	16:00	1	1	3	12	4	0	0	0	0	0	0	0	0	0	0	0	0	0	0	21	26.2	31.2	25 to 35	76.2	4	19.0
30/05/2026	17:00	0	0	1	3	5	0	1	0	0	0	0	0	0	0	0	0	0	0	0	10	30.5	34	25 to 35	80.0	6	60.0
30/05/2026	18:00	2	0	1	0	6	3	0	0	0	0	0	0	0	0	0	0	0	0	0	12	29.3	36.7	30 to 40	75.0	9	75.0
30/05/2026	19:00	1	0	1	6	2	2	0	0	0	0	0	0	0	0	0	0	0	0	0	12	27.5	35	25 to 35	66.7	4	33.3
30/05/2026	20:00	0	0	5	3	0	0	0	0	0	0	0	0	0	0	0	0	0	0	0	8	24.3	28.3	20 to 30	100.0	*	*
30/05/2026	21:00	0	0	1	6	0	0	0	0	0	0	0	0	0	0	0	0	0	0	0	7	26.4	29.2	20 to 30	100.0	*	*
30/05/2026	22:00	0	0	0	2	2	0	0	1	0	0	0	0	0	0	0	0	0	0	0	5	33	35	25 to 35	80.0	3	60.0
30/05/2026	23:00	0	0	0	1	0	0	0	0	0	0	0	0	0	0	0	0	0	0	0	1	27	30	20 to 30	100.0	*	*
24 Hr Summary		16	8	52	125	63	10	1	1	0	0	0	0	0	0	0	0	0	0	0	276	26.7	32.7	25 to 35	68.1	75	27.2

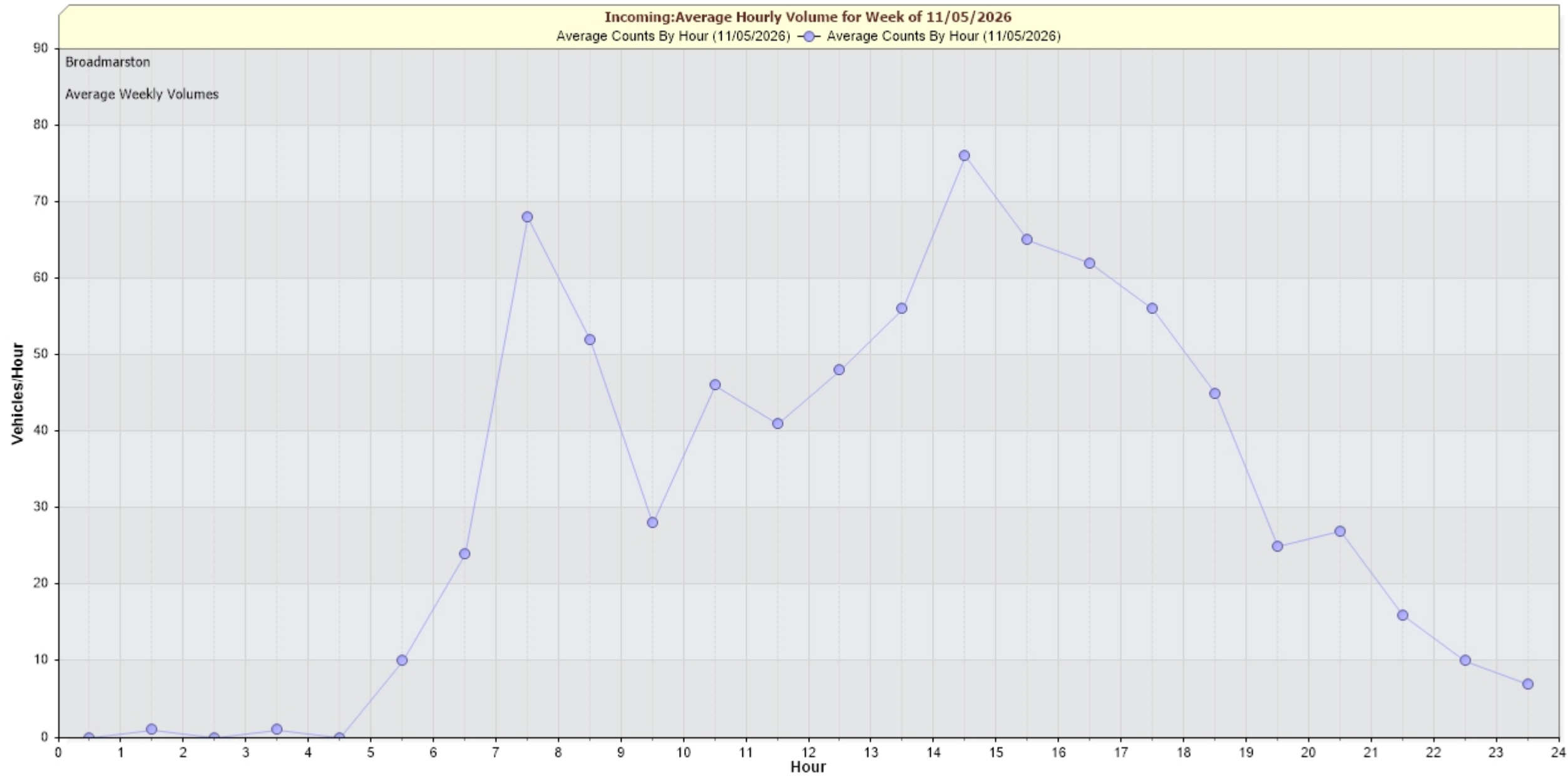
Incoming Histogram

Broadmarston

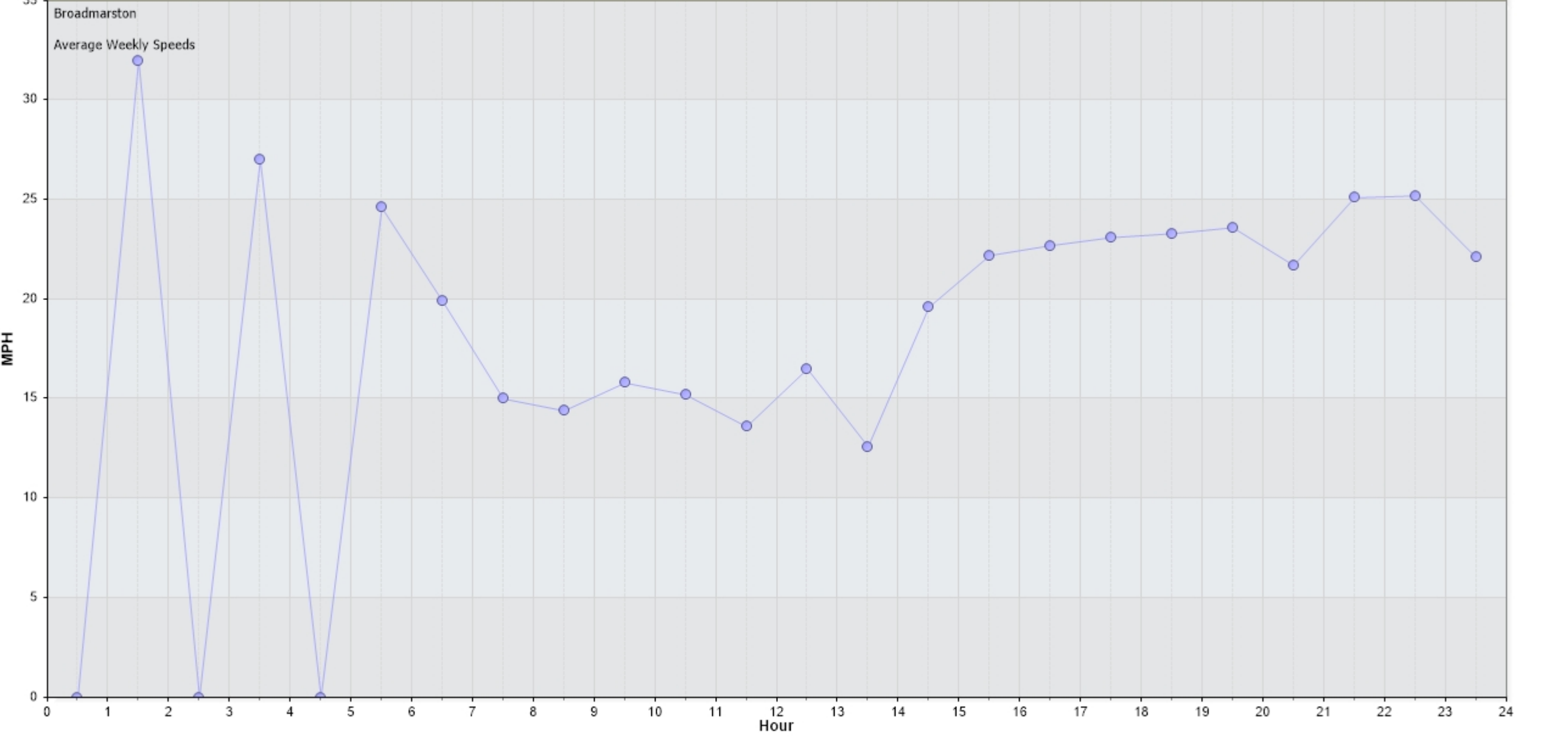
from Fri-May-15-2026-12-00-AM to Sun-May-31-2026-09-59-AM

Date	Starting Hr:min	<15	15 to <20	20 to <25	25 to <30	30 to <35	35 to <40	40 to <45	45 to <50	50 to <55	55 to <60	60 to <65	65 to <70	70 to <75	75 to <80	80 to <85	85 to <90	90 to <95	95 to <100	100 to >105	Total Counts	Avg Speed (MPH)	85pet Speed	10MPH Pace	% in pace	# of Speeders	% Speeders	
31/05/2026	00:00	0	0	0	1	0	0	0	0	0	0	0	0	0	0	0	0	0	0	0	0	1	27	30	20 to 30	100.0	*	*
31/05/2026	01:00	0	0	0	0	0	0	0	0	0	0	0	0	0	0	0	0	0	0	0	0	0	0	0	*	*	*	*
31/05/2026	02:00	0	0	0	0	0	0	0	0	0	0	0	0	0	0	0	0	0	0	0	0	0	0	0	*	*	*	*
31/05/2026	03:00	0	0	0	0	0	0	0	0	0	0	0	0	0	0	0	0	0	0	0	0	0	0	0	*	*	*	*
31/05/2026	04:00	0	0	0	0	0	0	0	0	0	0	0	0	0	0	0	0	0	0	0	0	0	0	0	*	*	*	*
31/05/2026	05:00	0	0	1	2	0	0	0	0	0	0	0	0	0	0	0	0	0	0	0	0	3	25.7	30	20 to 30	100.0	*	*
31/05/2026	06:00	0	0	0	1	1	0	0	0	0	0	0	0	0	0	0	0	0	0	0	0	2	29.5	35	25 to 35	100.0	1	50.0
31/05/2026	07:00	2	0	2	3	1	0	0	0	0	0	0	0	0	0	0	0	0	0	0	0	8	22.6	30	20 to 30	62.5	1	12.5
31/05/2026	08:00	2	0	3	8	7	0	0	0	0	0	0	0	0	0	0	0	0	0	0	0	20	26.6	32.9	25 to 35	75.0	7	35.0
31/05/2026	09:00	0	0	2	3	0	0	0	0	0	0	0	0	0	0	0	0	0	0	0	0	5	25.4	28.3	20 to 30	100.0	*	*
31/05/2026	10:00	*	*	*	*	*	*	*	*	*	*	*	*	*	*	*	*	*	*	*	*	*	*	*	*	*	*	*
31/05/2026	11:00	*	*	*	*	*	*	*	*	*	*	*	*	*	*	*	*	*	*	*	*	*	*	*	*	*	*	*
31/05/2026	12:00	*	*	*	*	*	*	*	*	*	*	*	*	*	*	*	*	*	*	*	*	*	*	*	*	*	*	*
31/05/2026	13:00	*	*	*	*	*	*	*	*	*	*	*	*	*	*	*	*	*	*	*	*	*	*	*	*	*	*	*
31/05/2026	14:00	*	*	*	*	*	*	*	*	*	*	*	*	*	*	*	*	*	*	*	*	*	*	*	*	*	*	*
31/05/2026	15:00	*	*	*	*	*	*	*	*	*	*	*	*	*	*	*	*	*	*	*	*	*	*	*	*	*	*	*
31/05/2026	16:00	*	*	*	*	*	*	*	*	*	*	*	*	*	*	*	*	*	*	*	*	*	*	*	*	*	*	*
31/05/2026	17:00	*	*	*	*	*	*	*	*	*	*	*	*	*	*	*	*	*	*	*	*	*	*	*	*	*	*	*
31/05/2026	18:00	*	*	*	*	*	*	*	*	*	*	*	*	*	*	*	*	*	*	*	*	*	*	*	*	*	*	*
31/05/2026	19:00	*	*	*	*	*	*	*	*	*	*	*	*	*	*	*	*	*	*	*	*	*	*	*	*	*	*	*
31/05/2026	20:00	*	*	*	*	*	*	*	*	*	*	*	*	*	*	*	*	*	*	*	*	*	*	*	*	*	*	*
31/05/2026	21:00	*	*	*	*	*	*	*	*	*	*	*	*	*	*	*	*	*	*	*	*	*	*	*	*	*	*	*
31/05/2026	22:00	*	*	*	*	*	*	*	*	*	*	*	*	*	*	*	*	*	*	*	*	*	*	*	*	*	*	*
31/05/2026	23:00	*	*	*	*	*	*	*	*	*	*	*	*	*	*	*	*	*	*	*	*	*	*	*	*	*	*	*
24 Hr Summary		4	0	8	18	9	0	0	0	0	0	0	0	0	0	0	0	0	0	0	0	39	25.7	31.7	25 to 35	69.2	9	23.1

Incoming: Average Hourly Volume for Week of 11/05/2026  
Average Counts By Hour (11/05/2026) — Average Counts By Hour (11/05/2026)



Incoming:Average Hourly WEEKDAY Speeds for Week of 11/05/2026  
Average Hourly WEEKDAY Speeds By Hour (11/05/2026) —●— Average Hourly WEEKDAY Speeds By Hour (11/05/2026)

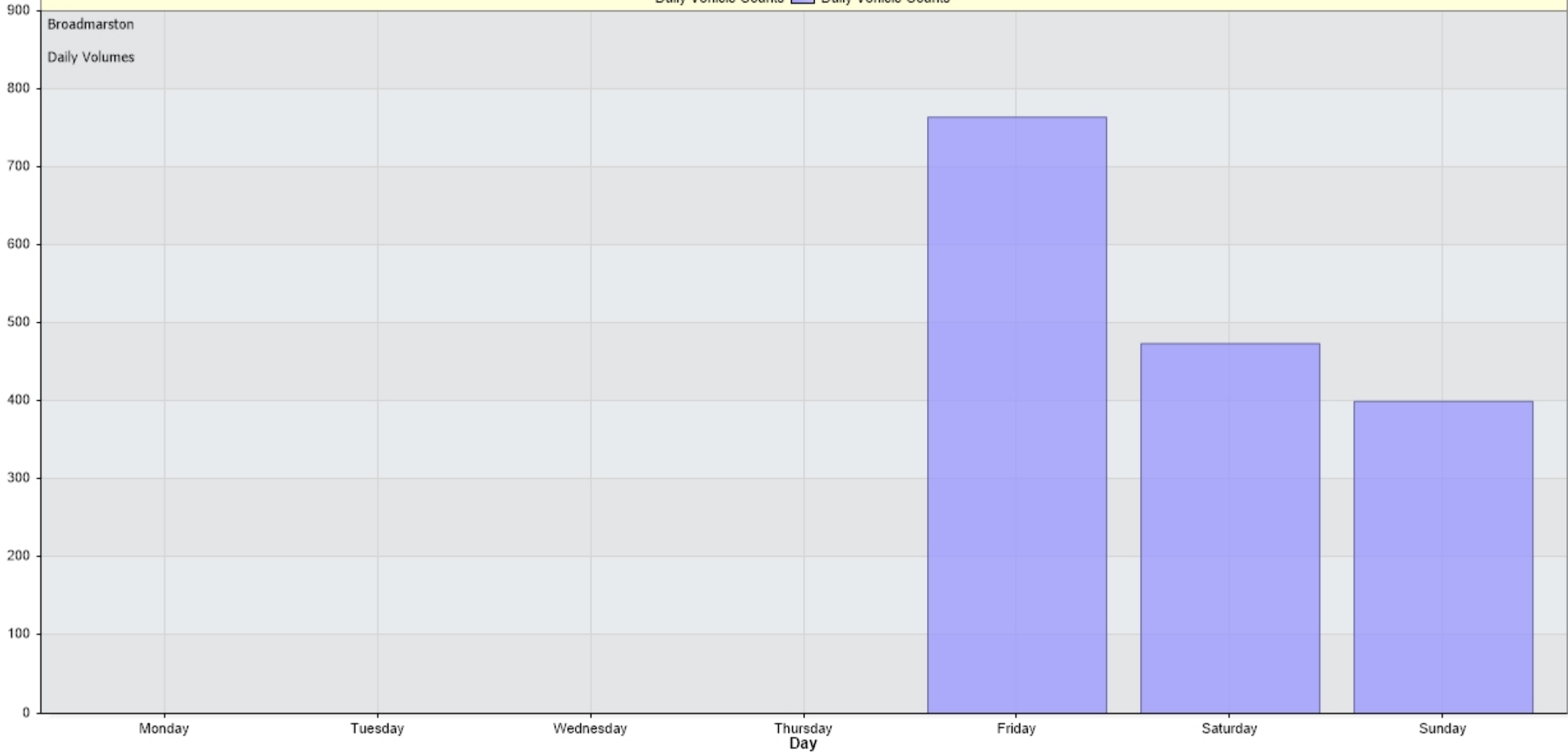


Incoming:Daily Volume for Week of 11/05/2026

Daily Vehicle Counts



Daily Vehicle Counts



Broadmarston

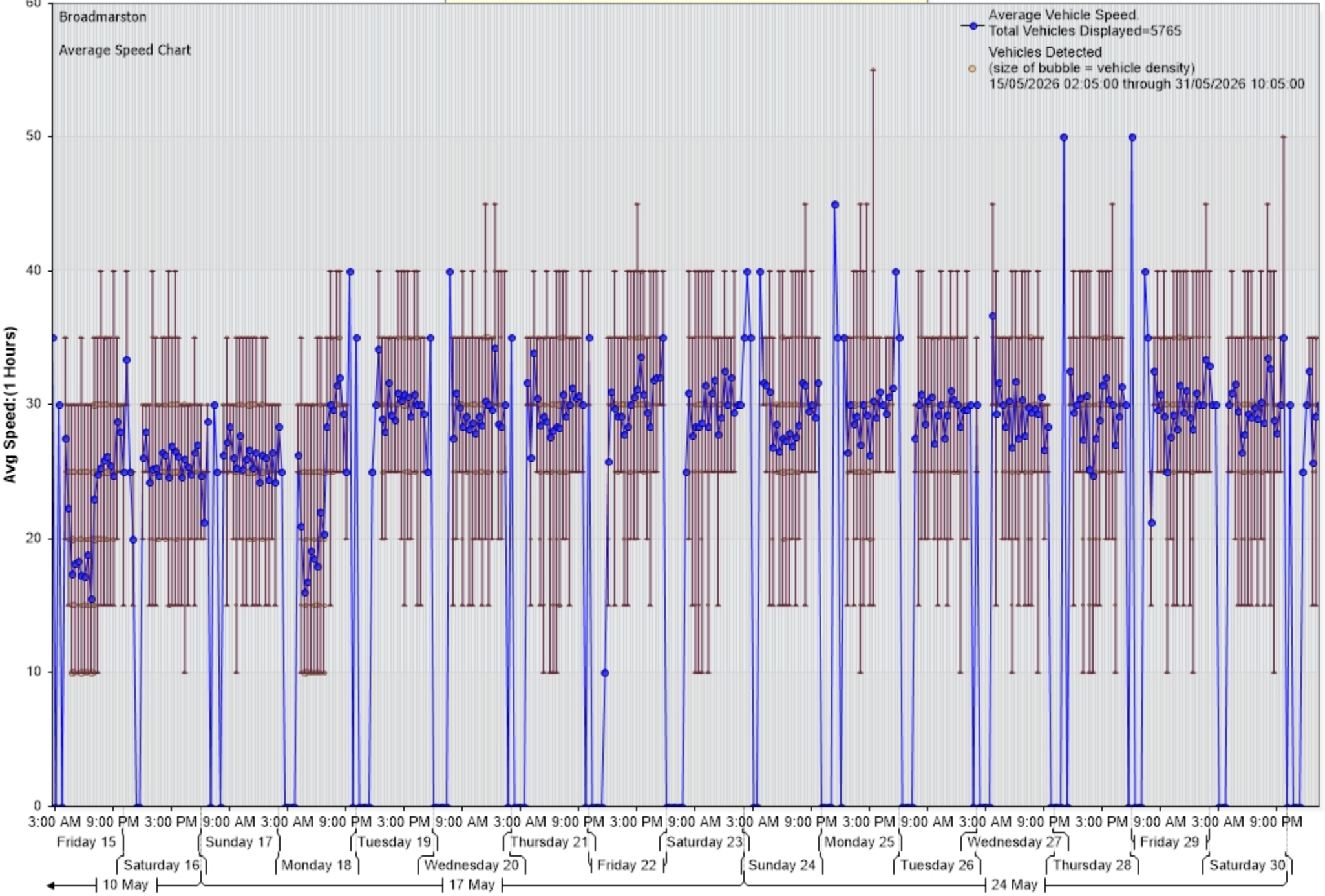
Daily Volumes

Vehicles

Day

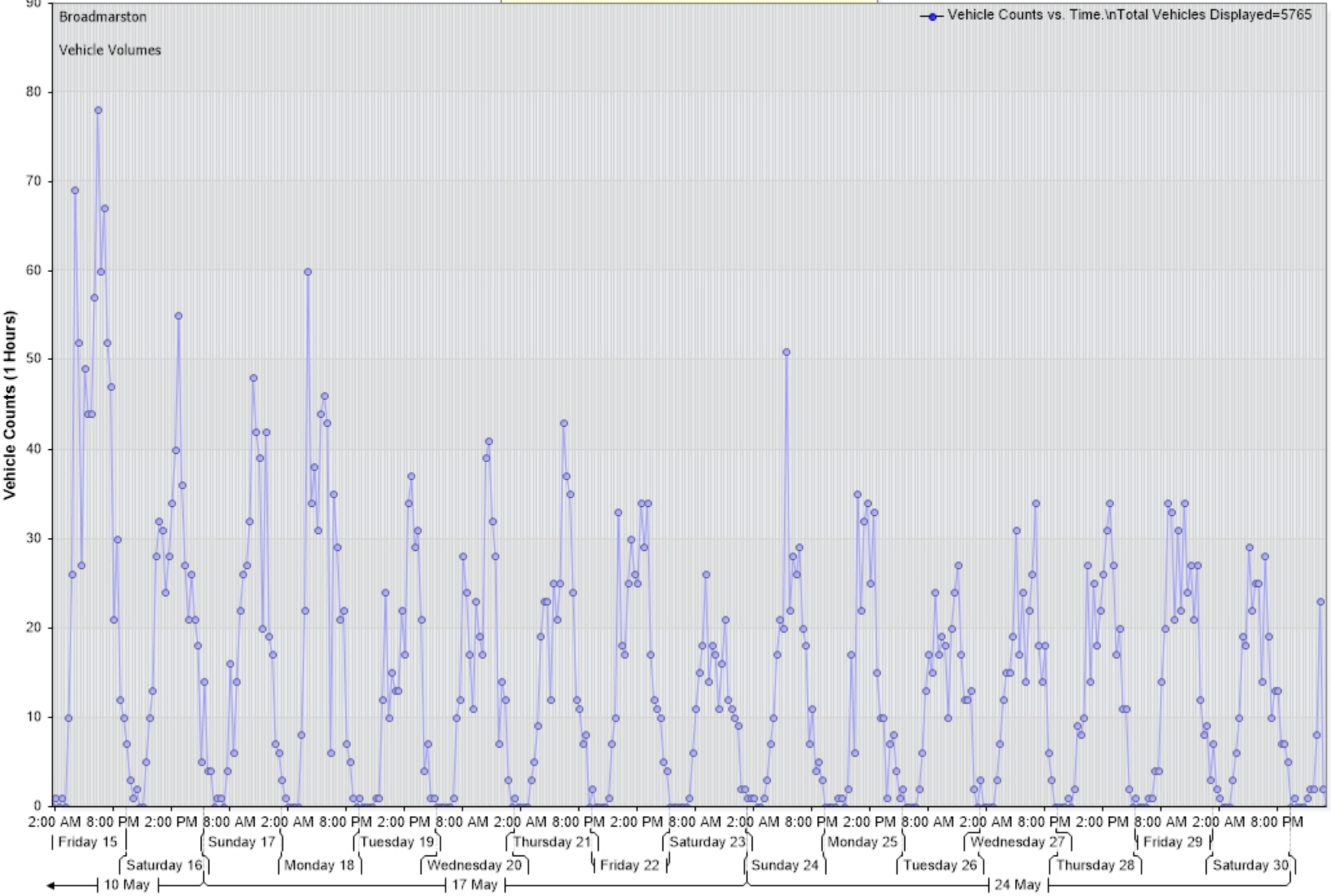
Zoom help

### Average Vehicle Speed (MPH) vs. Time [Broadmarston:Incoming]



Zoom help

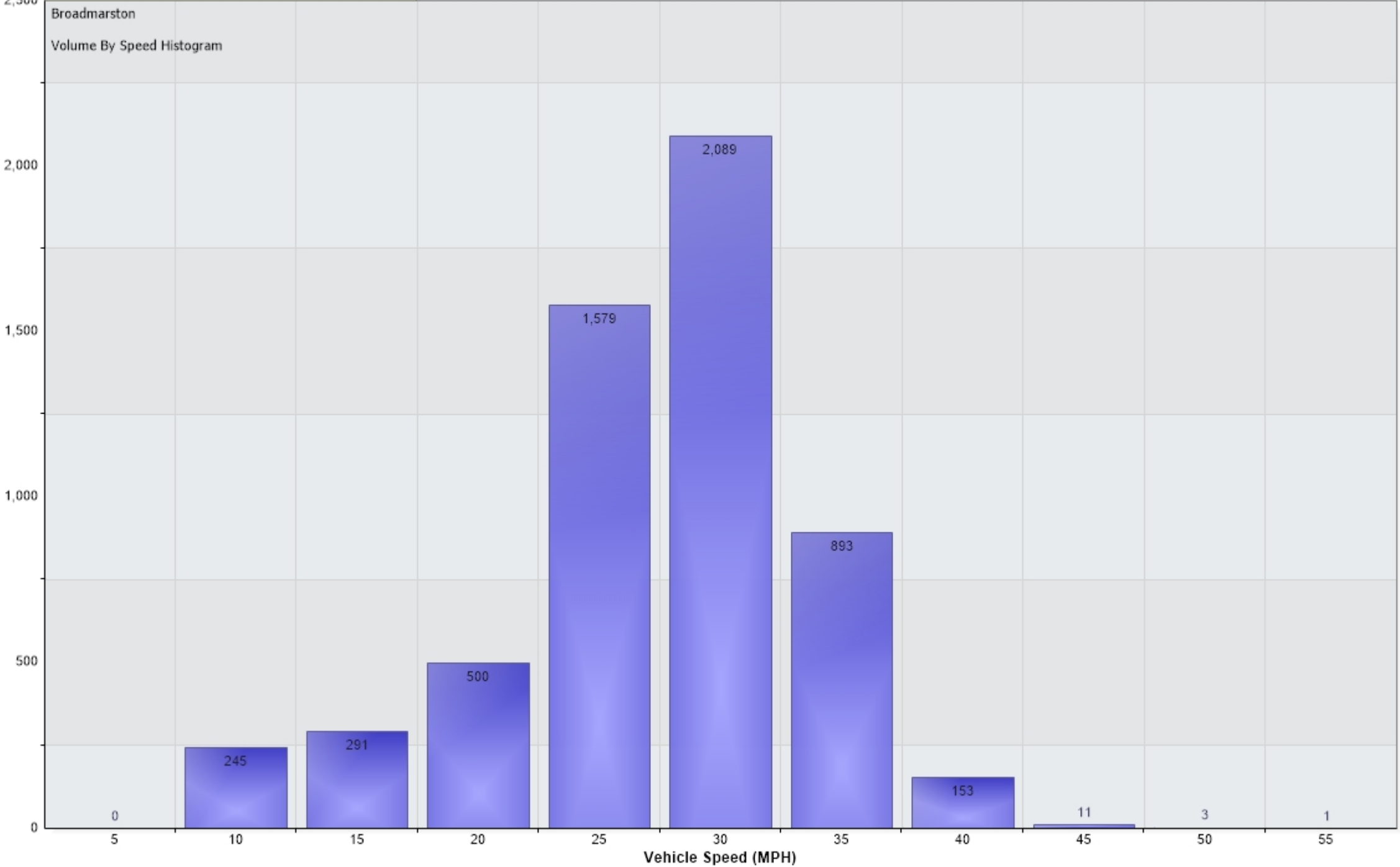
### Vehicle Counts vs. Time [Broadmarston: Incoming]



Vehicle Counts Vs. Speed [Broadmarston: Incoming]

5,765 Counts

Vehicle Counts



Percentile Counts Vs. Speed for [Broadmarston: Incoming]

Broadmarston  
85th Pct Speed=31.1 MPH  
Vehicles in data=5765  
15/05/2026 00:00:00 to 31/05/2026 09:59:59

