

For Project: Honeybourne Road
 Project Notes:
 Location/Name: Incoming
 Report Generated: 06/05/2026 15:37:49
 Speed Intervals: 5 MPH
 Time Intervals: Instant
 Traffic Report From: 01/04/2026 00:00:00 through 17/04/2026 14:59:59
 85th Percentile Speed: 43.8 MPH
 85th Percentile Vehicles: 6732
 Max Speed: 75 MPH on 03/04/2026 12:50:00
 Total Vehicles: 7920
 AADT: 476

Volumes - weekly counts

Time	5 Day	7 Day
Average Daily	481	461
AM Peak 11:00	36	37
PM Peak 16:00	41	38

Speed

Speed Limit: 30
 85th Percentile Speed: 43.8
 50th Percentile Speed: 35.5
 10 MPH Pace Interval: 30.0 MPH to 40.0 MPH
 Average Speed: 35.5

	Monday	Tuesday	Wednesday	Thursday	Friday	Saturday	Sunday
Count over limit	707	737	1204	1180	932	681	571
% over limit	78.7	72.9	76.6	75.7	75.7	75.3	76.5
Avg Speeder	38.8	38.5	38.9	38.6	39.2	38.7	38.7
Avg Speed	28.1	26.8	27.4	27.8	27.7	27.8	28.2

Day/Time Ending	85th pctl (MPH)	85th pctl cnts	Total Cnts	Max Speed	Avg Speeder	% Speeders	Avg Speed
01/04/2026 01:00:00	45.0	1	1	45	42.5	100.0%	42.0
01/04/2026 02:00:00	0.0	0	0	0	0.0	0.0%	0.0
01/04/2026 03:00:00	0.0	0	0	0	0.0	0.0%	0.0
01/04/2026 04:00:00	35.0	1	1	35	32.5	100.0%	32.0
01/04/2026 05:00:00	38.3	3	4	40	37.5	75.0%	34.5
01/04/2026 06:00:00	43.8	14	16	65	41.1	68.8%	36.1
01/04/2026 07:00:00	45.0	25	29	50	38.7	72.4%	35.1
01/04/2026 08:00:00	48.3	29	34	60	42.5	85.3%	39.6
01/04/2026 09:00:00	45.0	36	42	50	37.8	76.2%	34.9
01/04/2026 10:00:00	43.4	41	48	55	39.1	77.1%	35.5
01/04/2026 11:00:00	43.3	29	34	50	38.5	91.2%	37.2
01/04/2026 12:00:00	40.0	29	34	55	36.3	73.5%	33.0
01/04/2026 13:00:00	42.0	34	40	55	38.1	67.5%	33.6
01/04/2026 14:00:00	45.0	29	34	60	40.8	67.6%	35.8
01/04/2026 15:00:00	42.1	32	38	55	38.6	71.1%	34.3
01/04/2026 16:00:00	47.5	31	36	60	40.9	61.1%	35.2
01/04/2026 17:00:00	44.4	42	50	55	38.7	84.0%	36.2
01/04/2026 18:00:00	45.0	27	32	55	38.8	84.4%	36.7
01/04/2026 19:00:00	43.3	24	28	55	38.3	89.3%	36.9
01/04/2026 20:00:00	42.5	9	11	45	37.5	81.8%	34.9
01/04/2026 21:00:00	45.0	8	10	55	39.7	90.0%	38.0
01/04/2026 22:00:00	35.0	3	3	35	32.5	66.7%	30.3
01/04/2026 23:00:00	45.0	3	3	45	35.8	100.0%	35.3
02/04/2026 00:00:00	50.0	2	2	50	45.0	100.0%	44.5
02/04/2026 01:00:00	0.0	0	0	0	0.0	0.0%	0.0
02/04/2026 02:00:00	0.0	0	0	0	0.0	0.0%	0.0
02/04/2026 03:00:00	55.0	1	1	55	52.5	100.0%	52.0
02/04/2026 04:00:00	40.0	1	1	40	37.5	100.0%	37.0
02/04/2026 05:00:00	45.0	3	4	50	42.5	100.0%	42.0
02/04/2026 06:00:00	43.8	12	14	60	39.3	100.0%	38.9
02/04/2026 07:00:00	47.1	24	28	50	40.1	89.3%	38.4
02/04/2026 08:00:00	46.2	31	37	60	40.2	83.8%	37.3
02/04/2026 09:00:00	42.5	26	31	50	37.1	83.9%	34.6
02/04/2026 10:00:00	46.0	27	32	55	39.7	78.1%	35.7
02/04/2026 11:00:00	39.6	41	48	45	35.7	77.1%	33.1
02/04/2026 12:00:00	42.9	31	36	50	36.7	86.1%	35.0
02/04/2026 13:00:00	43.1	30	35	55	39.0	74.3%	35.5
02/04/2026 14:00:00	42.5	28	33	50	37.3	69.7%	33.0
02/04/2026 15:00:00	41.7	26	30	45	37.0	70.0%	33.3
02/04/2026 16:00:00	43.0	35	41	50	38.2	70.7%	33.8
02/04/2026 17:00:00	45.8	31	37	55	40.6	83.8%	38.1
02/04/2026 18:00:00	47.5	25	29	55	40.6	89.7%	38.8
02/04/2026 19:00:00	47.5	33	39	60	40.4	71.8%	35.9
02/04/2026 20:00:00	39.0	19	22	50	35.6	72.7%	32.9
02/04/2026 21:00:00	43.8	12	14	60	41.1	78.6%	37.5
02/04/2026 22:00:00	25.0	6	7	30	0.0	0.0%	20.3
02/04/2026 23:00:00	30.0	1	1	30	0.0	0.0%	27.0

Incoming Summary
Honeybourne Road

from Wed-Apr-01-2026-12-00-AM to Fri-Apr-17-2026-02-59-PM

03/04/2026 00:00:00	45.0	1	1	45	42.5	100.0%	42.0
03/04/2026 01:00:00	0.0	0	0	0	0.0	0.0%	0.0
03/04/2026 02:00:00	0.0	0	0	0	0.0	0.0%	0.0
03/04/2026 03:00:00	0.0	0	0	0	0.0	0.0%	0.0
03/04/2026 04:00:00	50.0	2	2	50	45.0	100.0%	44.5
03/04/2026 05:00:00	45.0	2	2	45	40.0	100.0%	39.5
03/04/2026 06:00:00	45.0	8	10	50	40.8	90.0%	39.2
03/04/2026 07:00:00	45.0	11	13	60	39.3	84.6%	37.2
03/04/2026 08:00:00	48.8	20	24	60	43.6	75.0%	38.6
03/04/2026 09:00:00	42.5	15	18	50	36.9	88.9%	35.5
03/04/2026 10:00:00	47.0	23	27	55	39.1	70.4%	34.0
03/04/2026 11:00:00	42.5	22	26	50	38.8	61.5%	33.0
03/04/2026 12:00:00	43.0	35	41	50	38.2	90.2%	36.8
03/04/2026 13:00:00	47.5	39	46	75	39.9	84.8%	37.7
03/04/2026 14:00:00	44.6	32	38	55	40.5	73.7%	36.5
03/04/2026 15:00:00	43.8	25	29	55	40.2	51.7%	33.0
03/04/2026 16:00:00	44.0	29	34	50	39.2	76.5%	35.3
03/04/2026 17:00:00	39.6	32	38	50	38.2	57.9%	32.4
03/04/2026 18:00:00	43.3	19	22	50	39.6	77.3%	36.3
03/04/2026 19:00:00	43.8	19	22	60	38.6	81.8%	36.1
03/04/2026 20:00:00	42.5	15	18	55	37.2	94.4%	36.4
03/04/2026 21:00:00	45.0	12	14	55	38.5	71.4%	33.9
03/04/2026 22:00:00	37.5	10	12	40	34.7	75.0%	32.2
03/04/2026 23:00:00	55.0	3	3	55	47.5	66.7%	40.3
04/04/2026 00:00:00	50.0	3	3	50	40.0	66.7%	35.3
04/04/2026 01:00:00	40.0	1	1	40	37.5	100.0%	37.0
04/04/2026 02:00:00	30.0	3	4	35	32.5	25.0%	26.0
04/04/2026 03:00:00	35.0	1	1	35	32.5	100.0%	32.0
04/04/2026 04:00:00	40.0	1	1	40	37.5	100.0%	37.0
04/04/2026 05:00:00	45.0	3	3	45	37.5	100.0%	37.0
04/04/2026 06:00:00	40.0	1	1	40	37.5	100.0%	37.0
04/04/2026 07:00:00	45.0	8	9	50	38.1	100.0%	37.6
04/04/2026 08:00:00	43.8	22	26	60	39.9	73.1%	35.5
04/04/2026 09:00:00	43.3	20	24	55	40.0	58.3%	31.9
04/04/2026 10:00:00	43.9	37	43	55	39.1	67.4%	34.7
04/04/2026 11:00:00	45.0	32	38	50	39.9	71.1%	35.1
04/04/2026 12:00:00	42.1	31	36	50	37.5	77.8%	34.8
04/04/2026 13:00:00	43.0	32	38	50	38.0	78.9%	34.6
04/04/2026 14:00:00	47.9	27	32	60	40.0	87.5%	37.8
04/04/2026 15:00:00	45.0	29	34	55	38.1	76.5%	35.3
04/04/2026 16:00:00	46.0	26	31	55	41.0	74.2%	37.0
04/04/2026 17:00:00	42.5	22	26	55	38.0	76.9%	34.9
04/04/2026 18:00:00	40.0	20	24	55	38.2	62.5%	33.3
04/04/2026 19:00:00	45.0	22	26	50	37.7	80.8%	35.2
04/04/2026 20:00:00	39.2	17	20	45	35.8	75.0%	32.8
04/04/2026 21:00:00	42.5	11	13	45	36.5	76.9%	32.6
04/04/2026 22:00:00	40.0	4	5	50	37.5	80.0%	35.0
04/04/2026 23:00:00	40.0	6	7	50	37.5	57.1%	32.9

Incoming Summary
Honeybourne Road

from Wed-Apr-01-2026-12-00-AM to Fri-Apr-17-2026-02-59-PM

05/04/2026 00:00:00	40.0	1	1	40	37.5	100.0%	37.0
05/04/2026 01:00:00	45.0	2	2	45	37.5	100.0%	37.0
05/04/2026 02:00:00	0.0	0	0	0	0.0	0.0%	0.0
05/04/2026 03:00:00	0.0	0	0	0	0.0	0.0%	0.0
05/04/2026 04:00:00	0.0	0	0	0	0.0	0.0%	0.0
05/04/2026 05:00:00	0.0	0	0	0	0.0	0.0%	0.0
05/04/2026 06:00:00	40.0	2	2	40	35.0	100.0%	34.5
05/04/2026 07:00:00	45.0	3	4	50	42.5	100.0%	42.3
05/04/2026 08:00:00	40.0	6	7	45	37.5	71.4%	33.4
05/04/2026 09:00:00	42.5	18	21	50	38.1	81.0%	35.9
05/04/2026 10:00:00	40.0	36	42	45	35.7	81.0%	33.4
05/04/2026 11:00:00	44.3	26	31	65	40.3	74.2%	35.6
05/04/2026 12:00:00	42.7	37	44	55	38.4	75.0%	34.1
05/04/2026 13:00:00	45.0	28	33	60	40.5	69.7%	35.5
05/04/2026 14:00:00	46.0	28	33	55	38.4	81.8%	35.4
05/04/2026 15:00:00	44.3	36	42	50	38.5	73.8%	34.3
05/04/2026 16:00:00	42.9	25	29	50	38.0	69.0%	33.6
05/04/2026 17:00:00	43.0	32	38	50	37.7	86.8%	35.5
05/04/2026 18:00:00	43.0	14	17	50	38.3	76.5%	35.1
05/04/2026 19:00:00	45.0	20	23	50	37.8	78.3%	34.8
05/04/2026 20:00:00	37.5	8	10	40	35.4	70.0%	32.6
05/04/2026 21:00:00	42.5	8	9	45	36.1	77.8%	33.8
05/04/2026 22:00:00	40.0	4	5	45	37.5	60.0%	33.0
05/04/2026 23:00:00	40.0	3	4	45	37.5	75.0%	34.5
06/04/2026 00:00:00	30.0	1	1	30	0.0	0.0%	27.0
06/04/2026 01:00:00	0.0	0	0	0	0.0	0.0%	0.0
06/04/2026 02:00:00	0.0	0	0	0	0.0	0.0%	0.0
06/04/2026 03:00:00	40.0	1	1	40	37.5	100.0%	37.0
06/04/2026 04:00:00	0.0	0	0	0	0.0	0.0%	0.0
06/04/2026 05:00:00	42.5	4	5	45	38.8	80.0%	36.0
06/04/2026 06:00:00	45.0	4	5	50	39.5	100.0%	39.0
06/04/2026 07:00:00	47.5	10	12	60	43.1	66.7%	35.8
06/04/2026 08:00:00	45.0	5	6	50	41.5	83.3%	38.7
06/04/2026 09:00:00	44.0	25	29	50	38.6	75.9%	35.4
06/04/2026 10:00:00	44.1	25	29	50	38.6	96.6%	37.9
06/04/2026 11:00:00	45.0	36	42	55	40.3	64.3%	34.2
06/04/2026 12:00:00	41.2	30	35	50	37.5	80.0%	34.5
06/04/2026 13:00:00	44.4	20	23	50	40.1	82.6%	37.3
06/04/2026 14:00:00	48.0	26	30	60	40.2	86.7%	37.2
06/04/2026 15:00:00	41.2	26	30	50	37.0	70.0%	33.7
06/04/2026 16:00:00	43.3	35	41	60	38.5	82.9%	36.0
06/04/2026 17:00:00	44.2	25	29	60	39.5	75.9%	35.6
06/04/2026 18:00:00	45.0	16	19	55	41.3	68.4%	34.5
06/04/2026 19:00:00	45.0	14	17	55	39.4	94.1%	38.5
06/04/2026 20:00:00	42.5	11	13	45	38.0	84.6%	35.9
06/04/2026 21:00:00	37.5	7	8	40	34.5	62.5%	31.5
06/04/2026 22:00:00	45.0	2	2	45	42.5	100.0%	42.0
06/04/2026 23:00:00	35.0	1	1	35	32.5	100.0%	32.0

Incoming Summary
Honeybourne Road

from Wed-Apr-01-2026-12-00-AM to Fri-Apr-17-2026-02-59-PM

07/04/2026 00:00:00	0.0	0	0	0	0.0	0.0%	0.0
07/04/2026 01:00:00	0.0	0	0	0	0.0	0.0%	0.0
07/04/2026 02:00:00	45.0	1	1	45	42.5	100.0%	42.0
07/04/2026 03:00:00	50.0	1	1	50	47.5	100.0%	47.0
07/04/2026 04:00:00	0.0	0	0	0	0.0	0.0%	0.0
07/04/2026 05:00:00	43.8	6	7	45	40.8	85.7%	37.7
07/04/2026 06:00:00	45.0	15	18	60	41.4	77.8%	37.9
07/04/2026 07:00:00	45.0	18	21	50	39.3	90.5%	37.8
07/04/2026 08:00:00	43.3	20	24	50	39.0	83.3%	36.4
07/04/2026 09:00:00	43.3	29	34	55	38.4	67.6%	33.9
07/04/2026 10:00:00	39.5	26	31	55	37.7	67.7%	31.3
07/04/2026 11:00:00	45.0	22	26	55	39.3	76.9%	35.4
07/04/2026 12:00:00	39.3	40	47	55	37.0	63.8%	31.9
07/04/2026 13:00:00	45.0	18	21	55	39.0	81.0%	35.7
07/04/2026 14:00:00	41.2	29	34	50	37.9	79.4%	35.1
07/04/2026 15:00:00	43.3	31	36	50	37.5	86.1%	35.9
07/04/2026 16:00:00	43.2	31	37	50	38.7	78.4%	35.5
07/04/2026 17:00:00	39.7	46	54	50	36.8	66.7%	33.0
07/04/2026 18:00:00	41.0	27	32	50	37.0	65.6%	32.0
07/04/2026 19:00:00	40.0	18	21	50	36.9	81.0%	34.9
07/04/2026 20:00:00	38.0	14	17	60	36.3	76.5%	33.4
07/04/2026 21:00:00	43.3	12	14	50	38.1	64.3%	33.9
07/04/2026 22:00:00	30.0	4	5	35	32.5	20.0%	27.2
07/04/2026 23:00:00	50.0	2	2	50	40.0	100.0%	39.5
08/04/2026 00:00:00	0.0	0	0	0	0.0	0.0%	0.0
08/04/2026 01:00:00	0.0	0	0	0	0.0	0.0%	0.0
08/04/2026 02:00:00	0.0	0	0	0	0.0	0.0%	0.0
08/04/2026 03:00:00	50.0	1	1	50	47.5	100.0%	47.0
08/04/2026 04:00:00	40.0	1	1	40	37.5	100.0%	37.0
08/04/2026 05:00:00	42.5	5	6	45	36.5	83.3%	33.8
08/04/2026 06:00:00	47.5	10	12	55	40.8	100.0%	40.3
08/04/2026 07:00:00	42.5	33	39	50	37.7	74.4%	33.7
08/04/2026 08:00:00	47.0	26	31	60	40.6	93.5%	39.5
08/04/2026 09:00:00	43.8	31	36	55	38.9	77.8%	35.8
08/04/2026 10:00:00	42.5	22	26	50	38.4	61.5%	32.9
08/04/2026 11:00:00	38.1	20	24	45	36.3	54.2%	29.3
08/04/2026 12:00:00	41.0	30	35	50	36.9	77.1%	33.6
08/04/2026 13:00:00	45.0	29	34	50	38.7	73.5%	35.0
08/04/2026 14:00:00	42.5	32	38	50	37.5	68.4%	33.8
08/04/2026 15:00:00	42.1	38	45	50	37.7	68.9%	33.0
08/04/2026 16:00:00	42.5	38	45	55	37.8	73.3%	34.1
08/04/2026 17:00:00	42.8	39	46	60	38.4	71.7%	34.6
08/04/2026 18:00:00	43.0	36	42	55	39.4	69.0%	35.4
08/04/2026 19:00:00	40.0	26	30	50	36.9	60.0%	32.5
08/04/2026 20:00:00	44.0	22	26	50	39.4	69.2%	34.9
08/04/2026 21:00:00	47.5	7	8	50	38.1	100.0%	37.8
08/04/2026 22:00:00	45.0	8	10	55	38.1	90.0%	36.6
08/04/2026 23:00:00	0.0	0	0	0	0.0	0.0%	0.0

Incoming Summary
Honeybourne Road

from Wed-Apr-01-2026-12-00-AM to Fri-Apr-17-2026-02-59-PM

09/04/2026 00:00:00	40.0	2	2	40	35.0	100.0%	34.5
09/04/2026 01:00:00	0.0	0	0	0	0.0	0.0%	0.0
09/04/2026 02:00:00	0.0	0	0	0	0.0	0.0%	0.0
09/04/2026 03:00:00	0.0	0	0	0	0.0	0.0%	0.0
09/04/2026 04:00:00	40.0	2	2	40	35.0	100.0%	34.5
09/04/2026 05:00:00	50.0	3	3	50	42.5	100.0%	42.0
09/04/2026 06:00:00	50.0	13	15	55	42.5	86.7%	40.1
09/04/2026 07:00:00	46.9	26	31	50	40.0	96.8%	39.3
09/04/2026 08:00:00	44.2	20	24	55	39.3	83.3%	36.7
09/04/2026 09:00:00	43.3	25	29	50	38.9	72.4%	35.5
09/04/2026 10:00:00	39.5	35	41	50	37.1	61.0%	31.9
09/04/2026 11:00:00	42.9	31	36	60	38.8	63.9%	33.7
09/04/2026 12:00:00	40.0	31	36	45	36.8	63.9%	32.7
09/04/2026 13:00:00	39.4	31	36	55	36.0	75.0%	33.0
09/04/2026 14:00:00	42.5	24	28	50	37.8	60.7%	32.0
09/04/2026 15:00:00	43.0	22	26	50	37.7	80.8%	35.5
09/04/2026 16:00:00	43.8	32	38	55	40.3	71.1%	35.7
09/04/2026 17:00:00	46.0	37	43	55	39.8	81.4%	37.0
09/04/2026 18:00:00	45.0	26	30	50	39.3	83.3%	36.9
09/04/2026 19:00:00	44.2	19	22	50	38.8	72.7%	35.4
09/04/2026 20:00:00	40.0	14	16	50	36.0	62.5%	31.2
09/04/2026 21:00:00	40.0	14	16	55	37.1	75.0%	33.9
09/04/2026 22:00:00	50.0	8	9	55	42.5	66.7%	37.0
09/04/2026 23:00:00	50.0	3	3	50	40.8	100.0%	40.3
10/04/2026 00:00:00	37.5	3	4	40	35.0	100.0%	34.8
10/04/2026 01:00:00	50.0	1	1	50	47.5	100.0%	47.0
10/04/2026 02:00:00	0.0	0	0	0	0.0	0.0%	0.0
10/04/2026 03:00:00	0.0	0	0	0	0.0	0.0%	0.0
10/04/2026 04:00:00	50.0	3	3	50	39.2	100.0%	38.7
10/04/2026 05:00:00	42.5	3	4	45	39.2	75.0%	36.0
10/04/2026 06:00:00	48.3	8	10	55	42.0	100.0%	41.6
10/04/2026 07:00:00	44.4	25	29	60	39.6	96.6%	39.0
10/04/2026 08:00:00	43.3	20	24	60	39.2	87.5%	37.0
10/04/2026 09:00:00	43.6	36	42	55	38.3	76.2%	34.9
10/04/2026 10:00:00	43.6	37	44	50	39.1	79.5%	35.4
10/04/2026 11:00:00	40.0	33	39	55	37.3	61.5%	31.1
10/04/2026 12:00:00	50.0	26	30	55	41.5	80.0%	37.6
10/04/2026 13:00:00	45.0	29	34	55	40.2	70.6%	34.8
10/04/2026 14:00:00	43.3	22	26	50	38.2	80.8%	35.7
10/04/2026 15:00:00	40.0	33	39	55	37.9	61.5%	33.0
10/04/2026 16:00:00	45.0	35	41	50	40.0	82.9%	37.5
10/04/2026 17:00:00	43.8	31	37	55	39.2	89.2%	37.7
10/04/2026 18:00:00	43.3	24	28	50	38.6	78.6%	35.3
10/04/2026 19:00:00	43.6	31	36	50	38.5	72.2%	34.6
10/04/2026 20:00:00	46.7	10	12	50	39.5	83.3%	36.6
10/04/2026 21:00:00	43.3	13	15	55	39.2	60.0%	34.1
10/04/2026 22:00:00	35.0	14	16	45	34.6	43.8%	28.8
10/04/2026 23:00:00	32.5	4	5	35	32.5	40.0%	27.4

Incoming Summary
Honeybourne Road

from Wed-Apr-01-2026-12-00-AM to Fri-Apr-17-2026-02-59-PM

11/04/2026 00:00:00	35.0	1	1	35	32.5	100.0%	32.0
11/04/2026 01:00:00	0.0	0	0	0	0.0	0.0%	0.0
11/04/2026 02:00:00	15.0	1	1	15	0.0	0.0%	12.0
11/04/2026 03:00:00	35.0	2	2	35	32.5	50.0%	29.5
11/04/2026 04:00:00	40.0	1	1	40	37.5	100.0%	37.0
11/04/2026 05:00:00	45.0	2	2	45	42.5	100.0%	42.5
11/04/2026 06:00:00	45.0	2	2	45	42.5	100.0%	42.0
11/04/2026 07:00:00	48.3	10	12	55	41.6	91.7%	39.9
11/04/2026 08:00:00	45.0	18	21	50	39.8	71.4%	35.7
11/04/2026 09:00:00	40.0	18	21	50	36.2	71.4%	33.1
11/04/2026 10:00:00	40.8	36	42	50	37.2	73.8%	33.6
11/04/2026 11:00:00	45.0	29	34	55	38.8	70.6%	34.1
11/04/2026 12:00:00	46.4	42	49	60	40.4	73.5%	36.1
11/04/2026 13:00:00	44.4	41	48	60	39.0	70.8%	35.0
11/04/2026 14:00:00	43.3	30	35	55	39.1	71.4%	33.8
11/04/2026 15:00:00	41.7	32	38	50	36.4	81.6%	34.3
11/04/2026 16:00:00	43.6	28	33	60	39.2	69.7%	34.8
11/04/2026 17:00:00	47.5	22	26	55	39.7	88.5%	37.7
11/04/2026 18:00:00	46.7	25	29	60	40.5	79.3%	37.2
11/04/2026 19:00:00	43.9	23	27	55	39.1	92.6%	37.9
11/04/2026 20:00:00	45.0	7	8	50	37.5	75.0%	33.9
11/04/2026 21:00:00	38.6	16	19	50	36.3	68.4%	32.5
11/04/2026 22:00:00	40.0	4	5	50	37.5	80.0%	35.0
11/04/2026 23:00:00	55.0	3	3	55	42.5	100.0%	42.0
12/04/2026 00:00:00	40.0	2	2	40	37.5	100.0%	37.0
12/04/2026 01:00:00	50.0	1	1	50	47.5	100.0%	47.0
12/04/2026 02:00:00	25.0	1	1	25	0.0	0.0%	22.0
12/04/2026 03:00:00	0.0	0	0	0	0.0	0.0%	0.0
12/04/2026 04:00:00	0.0	0	0	0	0.0	0.0%	0.0
12/04/2026 05:00:00	30.0	1	1	30	0.0	0.0%	27.0
12/04/2026 06:00:00	43.3	3	4	45	41.3	100.0%	40.8
12/04/2026 07:00:00	40.0	3	4	50	42.5	50.0%	34.8
12/04/2026 08:00:00	48.3	13	15	55	42.5	60.0%	35.3
12/04/2026 09:00:00	43.3	25	29	50	37.7	72.4%	33.4
12/04/2026 10:00:00	42.5	20	24	55	38.4	66.7%	34.0
12/04/2026 11:00:00	43.3	27	32	50	38.9	68.8%	33.9
12/04/2026 12:00:00	43.8	29	34	55	38.9	73.5%	35.1
12/04/2026 13:00:00	48.3	24	28	55	39.9	96.4%	39.2
12/04/2026 14:00:00	43.6	27	32	55	39.4	81.3%	36.9
12/04/2026 15:00:00	44.0	30	35	55	39.3	80.0%	35.2
12/04/2026 16:00:00	47.5	19	22	55	39.3	77.3%	36.2
12/04/2026 17:00:00	45.0	29	34	65	39.6	82.4%	37.0
12/04/2026 18:00:00	43.8	20	23	50	39.0	73.9%	35.5
12/04/2026 19:00:00	46.7	14	16	50	39.4	81.3%	36.8
12/04/2026 20:00:00	40.0	8	9	55	38.5	55.6%	32.6
12/04/2026 21:00:00	42.5	3	4	45	37.5	100.0%	37.0
12/04/2026 22:00:00	0.0	0	0	0	0.0	0.0%	0.0
12/04/2026 23:00:00	35.0	1	1	35	32.5	100.0%	32.0

Incoming Summary
Honeybourne Road

from Wed-Apr-01-2026-12-00-AM to Fri-Apr-17-2026-02-59-PM

13/04/2026 00:00:00	0.0	0	0	0	0.0	0.0%	0.0
13/04/2026 01:00:00	45.0	1	1	45	42.5	100.0%	42.0
13/04/2026 02:00:00	0.0	0	0	0	0.0	0.0%	0.0
13/04/2026 03:00:00	0.0	0	0	0	0.0	0.0%	0.0
13/04/2026 04:00:00	0.0	0	0	0	0.0	0.0%	0.0
13/04/2026 05:00:00	50.0	3	4	55	47.5	100.0%	47.0
13/04/2026 06:00:00	44.4	18	21	55	39.8	95.2%	38.8
13/04/2026 07:00:00	44.5	40	47	60	38.8	87.2%	37.0
13/04/2026 08:00:00	42.5	35	41	50	37.2	87.8%	35.6
13/04/2026 09:00:00	46.7	26	30	60	39.6	86.7%	37.6
13/04/2026 10:00:00	43.0	25	29	55	38.6	75.9%	34.9
13/04/2026 11:00:00	42.0	26	30	55	37.1	76.7%	34.0
13/04/2026 12:00:00	40.8	33	39	50	37.0	74.4%	33.8
13/04/2026 13:00:00	40.0	29	34	55	36.6	82.4%	34.2
13/04/2026 14:00:00	41.7	36	42	50	37.9	66.7%	33.3
13/04/2026 15:00:00	44.2	26	30	65	39.4	90.0%	37.8
13/04/2026 16:00:00	44.4	37	44	60	39.0	88.6%	37.3
13/04/2026 17:00:00	43.6	34	40	55	39.6	60.0%	33.4
13/04/2026 18:00:00	43.6	32	38	55	39.7	65.8%	33.7
13/04/2026 19:00:00	45.0	17	20	70	40.3	80.0%	36.8
13/04/2026 20:00:00	43.3	6	7	45	38.9	100.0%	38.6
13/04/2026 21:00:00	38.3	14	17	45	36.0	58.8%	32.2
13/04/2026 22:00:00	50.0	5	6	55	44.2	50.0%	35.5
13/04/2026 23:00:00	0.0	0	0	0	0.0	0.0%	0.0
14/04/2026 00:00:00	30.0	1	1	30	0.0	0.0%	27.0
14/04/2026 01:00:00	30.0	1	1	30	0.0	0.0%	27.0
14/04/2026 02:00:00	0.0	0	0	0	0.0	0.0%	0.0
14/04/2026 03:00:00	0.0	0	0	0	0.0	0.0%	0.0
14/04/2026 04:00:00	40.0	2	2	40	35.0	100.0%	34.5
14/04/2026 05:00:00	50.0	2	2	50	45.0	100.0%	44.5
14/04/2026 06:00:00	47.5	15	18	55	42.1	77.8%	38.2
14/04/2026 07:00:00	46.4	42	49	60	40.3	77.6%	36.6
14/04/2026 08:00:00	45.0	41	48	60	40.1	79.2%	36.4
14/04/2026 09:00:00	45.0	30	35	55	38.0	80.0%	35.4
14/04/2026 10:00:00	45.0	31	36	60	40.5	61.1%	34.3
14/04/2026 11:00:00	41.2	22	26	50	37.2	73.1%	33.5
14/04/2026 12:00:00	39.5	26	31	50	37.5	64.5%	33.2
14/04/2026 13:00:00	40.0	20	23	55	37.2	78.3%	34.7
14/04/2026 14:00:00	44.2	36	42	55	40.8	47.6%	31.4
14/04/2026 15:00:00	41.2	30	35	50	37.1	77.1%	34.1
14/04/2026 16:00:00	42.8	37	44	55	38.5	77.3%	35.4
14/04/2026 17:00:00	44.3	40	47	55	38.9	74.5%	35.4
14/04/2026 18:00:00	42.9	31	37	55	38.4	73.0%	34.4
14/04/2026 19:00:00	42.9	16	19	45	38.5	78.9%	35.0
14/04/2026 20:00:00	45.0	14	16	55	38.8	75.0%	35.5
14/04/2026 21:00:00	36.7	10	12	40	36.3	33.3%	28.3
14/04/2026 22:00:00	40.0	3	4	50	39.2	75.0%	34.5
14/04/2026 23:00:00	0.0	0	0	0	0.0	0.0%	0.0

Incoming Summary
Honeybourne Road

from Wed-Apr-01-2026-12-00-AM to Fri-Apr-17-2026-02-59-PM

15/04/2026 00:00:00	40.0	1	1	40	37.5	100.0%	37.0
15/04/2026 01:00:00	0.0	0	0	0	0.0	0.0%	0.0
15/04/2026 02:00:00	0.0	0	0	0	0.0	0.0%	0.0
15/04/2026 03:00:00	0.0	0	0	0	0.0	0.0%	0.0
15/04/2026 04:00:00	40.0	2	2	40	37.5	50.0%	32.0
15/04/2026 05:00:00	50.0	3	3	50	42.5	100.0%	42.0
15/04/2026 06:00:00	47.5	13	15	60	40.7	93.3%	39.5
15/04/2026 07:00:00	47.5	30	35	60	39.7	77.1%	35.9
15/04/2026 08:00:00	48.3	44	52	60	42.6	73.1%	37.6
15/04/2026 09:00:00	44.4	32	38	55	39.7	76.3%	35.8
15/04/2026 10:00:00	45.0	20	24	65	41.1	87.5%	38.4
15/04/2026 11:00:00	42.0	19	22	45	36.9	77.3%	34.2
15/04/2026 12:00:00	41.7	29	34	50	37.9	79.4%	34.9
15/04/2026 13:00:00	47.5	21	25	60	39.8	88.0%	37.7
15/04/2026 14:00:00	42.1	34	40	50	38.0	77.5%	34.8
15/04/2026 15:00:00	43.2	35	41	55	38.6	85.4%	36.4
15/04/2026 16:00:00	47.5	31	37	60	41.9	67.6%	36.4
15/04/2026 17:00:00	43.8	31	37	60	39.3	67.6%	34.6
15/04/2026 18:00:00	42.5	36	42	50	37.5	88.1%	35.9
15/04/2026 19:00:00	44.2	14	16	65	40.3	100.0%	40.0
15/04/2026 20:00:00	43.0	22	26	55	38.0	80.8%	35.5
15/04/2026 21:00:00	43.3	8	9	45	37.5	88.9%	35.9
15/04/2026 22:00:00	33.8	3	4	35	32.5	100.0%	32.0
15/04/2026 23:00:00	40.0	2	2	40	37.5	50.0%	32.0
16/04/2026 00:00:00	0.0	0	0	0	0.0	0.0%	0.0
16/04/2026 01:00:00	40.0	1	1	40	37.5	100.0%	37.0
16/04/2026 02:00:00	0.0	0	0	0	0.0	0.0%	0.0
16/04/2026 03:00:00	45.0	2	2	45	40.0	100.0%	39.5
16/04/2026 04:00:00	40.0	1	1	40	37.5	100.0%	37.0
16/04/2026 05:00:00	43.3	4	5	45	39.5	100.0%	39.0
16/04/2026 06:00:00	47.5	15	18	50	41.9	88.9%	39.9
16/04/2026 07:00:00	44.2	37	44	50	39.4	81.8%	36.4
16/04/2026 08:00:00	46.0	31	36	70	39.8	77.8%	36.1
16/04/2026 09:00:00	45.8	28	33	50	39.2	78.8%	36.2
16/04/2026 10:00:00	41.7	26	30	50	37.0	63.3%	31.2
16/04/2026 11:00:00	39.4	26	30	50	36.0	76.7%	33.2
16/04/2026 12:00:00	43.8	31	36	60	38.6	75.0%	34.8
16/04/2026 13:00:00	37.9	32	38	50	35.8	55.3%	30.7
16/04/2026 14:00:00	42.5	36	42	55	37.7	66.7%	32.5
16/04/2026 15:00:00	45.0	29	34	50	40.0	82.4%	37.0
16/04/2026 16:00:00	44.1	44	52	55	39.2	75.0%	35.8
16/04/2026 17:00:00	43.8	43	51	55	38.8	70.6%	34.6
16/04/2026 18:00:00	43.1	32	38	50	38.8	81.6%	35.3
16/04/2026 19:00:00	42.0	22	26	50	37.8	57.7%	31.1
16/04/2026 20:00:00	42.5	19	22	50	37.0	86.4%	34.8
16/04/2026 21:00:00	42.5	7	8	45	38.2	87.5%	36.4
16/04/2026 22:00:00	40.0	1	1	40	37.5	100.0%	37.0
16/04/2026 23:00:00	0.0	0	0	0	0.0	0.0%	0.0

Incoming Summary
Honeybourne Road

from Wed-Apr-01-2026-12-00-AM to Fri-Apr-17-2026-02-59-PM

17/04/2026 00:00:00	40.0	2	2	40	37.5	50.0%	32.0
17/04/2026 01:00:00	0.0	0	0	0	0.0	0.0%	0.0
17/04/2026 02:00:00	0.0	0	0	0	0.0	0.0%	0.0
17/04/2026 03:00:00	50.0	1	1	50	47.5	100.0%	47.0
17/04/2026 04:00:00	55.0	2	2	55	42.5	100.0%	42.0
17/04/2026 05:00:00	55.0	1	1	55	52.5	100.0%	52.0
17/04/2026 06:00:00	46.2	14	17	50	39.6	100.0%	39.2
17/04/2026 07:00:00	44.3	26	30	55	39.6	80.0%	36.4
17/04/2026 08:00:00	45.0	30	35	55	39.9	82.9%	36.9
17/04/2026 09:00:00	41.9	37	44	60	38.7	65.9%	34.1
17/04/2026 10:00:00	41.7	26	30	50	35.8	66.7%	31.5
17/04/2026 11:00:00	45.0	22	26	55	41.8	80.8%	38.5
17/04/2026 12:00:00	39.3	31	37	60	36.9	67.6%	32.9
17/04/2026 13:00:00	45.0	28	33	55	40.5	69.7%	35.8
17/04/2026 14:00:00	42.5	14	17	50	38.4	64.7%	32.9
17/04/2026 15:00:00	0.0	0	0	0	0.0	0.0%	0.0

Day/Time Ending	85th pctl (MPH)	85th pctl cnts	Total Cnts	Max Speed	Avg Speeder	% Speeders	Avg Speed
02/04/2026 00:00:00	44.0	450	530	65	39.0	77.2%	35.7
03/04/2026 00:00:00	43.9	443	521	60	38.7	78.1%	35.4
04/04/2026 00:00:00	44.2	376	442	75	39.2	75.8%	35.6
05/04/2026 00:00:00	43.7	377	444	60	38.6	74.5%	34.9
06/04/2026 00:00:00	43.1	337	397	65	38.1	76.8%	34.7
07/04/2026 00:00:00	43.9	320	377	60	39.1	79.0%	35.8
08/04/2026 00:00:00	42.6	411	483	60	38.1	74.1%	34.3
09/04/2026 00:00:00	43.1	456	537	60	38.3	73.2%	34.5
10/04/2026 00:00:00	43.5	415	488	60	38.7	74.4%	35.0
11/04/2026 00:00:00	44.1	439	516	60	39.0	76.4%	35.4
12/04/2026 00:00:00	44.1	391	460	60	38.8	76.1%	35.2
13/04/2026 00:00:00	44.4	297	349	65	39.3	76.2%	35.6
14/04/2026 00:00:00	43.5	443	521	70	38.6	78.5%	35.4
15/04/2026 00:00:00	43.8	449	528	60	38.9	71.8%	34.7
16/04/2026 00:00:00	44.3	428	504	65	39.4	79.8%	36.2
17/04/2026 00:00:00	43.7	468	550	70	38.6	74.5%	34.7
17/04/2026 14:59:59	44.2	232	273	60	39.2	74.4%	35.3

Incoming Weekly Counts
Honeybourne Road

from Wed-Apr-01-2026-12-00-AM to Fri-Apr-17-2026-02-59-PM

	30/03/2026	to	05/04/2026							
	Monday	Tuesday	Wednesday	Thursday	Friday	Saturday	Sunday	Week	Weekend	Week Day 85%
Hour	30/03/2026	31/03/2026	01/04/2026	02/04/2026	03/04/2026	04/04/2026	05/04/2026	Day Avg	Avg	Avg Speed
0 - 1	*	*	1	0	0	1	2	0.33	1.5	45
1 - 2	*	*	0	0	0	4	0	0	2	0
2 - 3	*	*	0	1	0	1	0	0.33	0.5	55
3 - 4	*	*	1	1	2	1	0	1.33	0.5	41.67
4 - 5	*	*	4	4	2	3	0	3.33	1.5	42.77
5 - 6	*	*	16	14	10	1	2	13.33	1.5	44.2
6 - 7	*	*	29	28	13	9	4	23.33	6.5	45.7
7 - 8	*	*	34	37	24	26	7	31.67	16.5	47.77
8 - 9	*	*	42	31	18	24	21	30.33	22.5	43.33
9 - 10	*	*	48	32	27	43	42	35.67	42.5	45.47
10 - 11	*	*	34	48	26	38	31	36	34.5	41.8
11 - 12	*	*	34	36	41	36	44	37	40	41.97
12 - 13	*	*	40	35	46	38	33	40.33	35.5	44.2
13 - 14	*	*	34	33	38	32	33	35	32.5	44.03
14 - 15	*	*	38	30	29	34	42	32.33	38	42.53
15 - 16	*	*	36	41	34	31	29	37	30	44.83
16 - 17	*	*	50	37	38	26	38	41.67	32	43.27
17 - 18	*	*	32	29	22	24	17	27.67	20.5	45.27
18 - 19	*	*	28	39	22	26	23	29.67	24.5	44.87
19 - 20	*	*	11	22	18	20	10	17	15	41.33
20 - 21	*	*	10	14	14	13	9	12.67	11	44.6
21 - 22	*	*	3	7	12	5	5	7.33	5	32.5
22 - 23	*	*	3	1	3	7	4	2.33	5.5	43.33
23 - 24	*	*	2	1	3	1	1	2	1	48.33
Totals	0	0	530	521	442	444	397			
% of Total	0%	0%	22.71%	22.32%	18.94%	19.02%	17.01%			

Incoming Weekly Counts
Honeybourne Road

from Wed-Apr-01-2026-12-00-AM to Fri-Apr-17-2026-02-59-PM

	06/04/2026	to	12/04/2026							
	Monday	Tuesday	Wednesday	Thursday	Friday	Saturday	Sunday	Week	Weekend	Week Day 85%
Hour	06/04/2026	07/04/2026	08/04/2026	09/04/2026	10/04/2026	11/04/2026	12/04/2026	Day Avg	Avg	Avg Speed
0 - 1	0	0	0	0	1	0	1	0.2	0.5	50
1 - 2	0	1	0	0	0	1	1	0.2	1	45
2 - 3	1	1	1	0	0	2	0	0.6	1	46.67
3 - 4	0	0	1	2	3	1	0	1.2	0.5	43.33
4 - 5	5	7	6	3	4	2	1	5	1.5	44.26
5 - 6	5	18	12	15	10	2	4	12	3	47.16
6 - 7	12	21	39	31	29	12	4	26.4	8	45.26
7 - 8	6	24	31	24	24	21	15	21.8	18	44.56
8 - 9	29	34	36	29	42	21	29	34	25	43.6
9 - 10	29	31	26	41	44	42	24	34.2	33	41.84
10 - 11	42	26	24	36	39	34	32	33.4	33	42.2
11 - 12	35	47	35	36	30	49	34	36.6	41.5	42.3
12 - 13	23	21	34	36	34	48	28	29.6	38	43.76
13 - 14	30	34	38	28	26	35	32	31.2	33.5	43.5
14 - 15	30	36	45	26	39	38	35	35.2	36.5	41.92
15 - 16	41	37	45	38	41	33	22	40.4	27.5	43.56
16 - 17	29	54	46	43	37	26	34	41.8	30	43.3
17 - 18	19	32	42	30	28	29	23	30.2	26	43.46
18 - 19	17	21	30	22	36	27	16	25.2	21.5	42.56
19 - 20	13	17	26	16	12	8	9	16.8	8.5	42.24
20 - 21	8	14	8	16	15	19	4	12.2	11.5	42.32
21 - 22	2	5	10	9	16	5	0	8.4	2.5	41
22 - 23	1	2	0	3	5	3	1	2.2	2	41.88
23 - 24	0	0	2	4	1	2	0	1.4	1	37.5
Totals	377	483	537	488	516	460	349			
% of Total	11.74%	15.05%	16.73%	15.2%	16.07%	14.33%	10.87%			

Incoming Weekly Counts
Honeybourne Road

from Wed-Apr-01-2026-12-00-AM to Fri-Apr-17-2026-02-59-PM

	13/04/2026	to	19/04/2026							
	Monday	Tuesday	Wednesday	Thursday	Friday	Saturday	Sunday	Week	Weekend	Week Day 85%
Hour	13/04/2026	14/04/2026	15/04/2026	16/04/2026	17/04/2026	18/04/2026	19/04/2026	Day Avg	Avg	Avg Speed
0 - 1	1	1	0	1	0	*	*	0.6	0	38.33
1 - 2	0	0	0	0	0	*	*	0	0	0
2 - 3	0	0	0	2	1	*	*	0.6	0	47.5
3 - 4	0	2	2	1	2	*	*	1.4	0	43.75
4 - 5	4	2	3	5	1	*	*	3	0	49.66
5 - 6	21	18	15	18	17	*	*	17.8	0	46.62
6 - 7	47	49	35	44	30	*	*	41	0	45.38
7 - 8	41	48	52	36	35	*	*	42.4	0	45.36
8 - 9	30	35	38	33	44	*	*	36	0	44.76
9 - 10	29	36	24	30	30	*	*	29.8	0	43.28
10 - 11	30	26	22	30	26	*	*	26.8	0	41.92
11 - 12	39	31	34	36	37	*	*	35.4	0	41.02
12 - 13	34	23	25	38	33	*	*	30.6	0	42.08
13 - 14	42	42	40	42	17	*	*	36.6	0	42.6
14 - 15	30	35	41	34	0	*	*	28	0	43.4
15 - 16	44	44	37	52	*	*	*	44.25	0	44.7
16 - 17	40	47	37	51	*	*	*	43.75	0	43.88
17 - 18	38	37	42	38	*	*	*	38.75	0	43.02
18 - 19	20	19	16	26	*	*	*	20.25	0	43.53
19 - 20	7	16	26	22	*	*	*	17.75	0	43.45
20 - 21	17	12	9	8	*	*	*	11.5	0	40.2
21 - 22	6	4	4	1	*	*	*	3.75	0	40.95
22 - 23	0	0	2	0	*	*	*	0.5	0	40
23 - 24	1	1	0	2	*	*	*	1	0	36.67
Totals	521	528	504	550	273	0	0			
% of Total	21.93%	22.22%	21.21%	23.15%	11.49%	0%	0%			

Incoming Monthly Counts
Honeybourne Road

from Wed-Apr-01-2026-12-00-AM to Fri-Apr-17-2026-02-59-PM

Hour	Apr 2026							Week Day Avg	Weekend Avg	Week Day 85% Avg Speed
	Monday	Tuesday	Wednesday	Thursday	Friday	Saturday	Sunday			
0 - 1	1	1	1	1	1	1	3	1	2	42
1 - 2	0	1	0	0	0	5	1	0.2	3	45
2 - 3	1	1	1	3	1	3	0	1.4	1.5	49
3 - 4	0	2	4	4	7	2	0	3.4	1	41.45
4 - 5	9	9	13	12	7	5	1	10	3	45.66
5 - 6	26	36	43	47	37	3	6	37.8	4.5	46.66
6 - 7	59	70	103	103	72	21	8	81.4	14.5	45.12
7 - 8	47	72	117	97	83	47	22	83.2	34.5	45.44
8 - 9	59	69	116	93	104	45	50	88.2	47.5	43.88
9 - 10	58	67	98	103	101	85	66	85.4	75.5	43.32
10 - 11	72	52	80	114	91	72	63	81.8	67.5	42.4
11 - 12	74	78	103	108	108	85	78	94.2	81.5	41.6
12 - 13	57	44	99	109	113	86	61	84.4	73.5	43.34
13 - 14	72	76	112	103	81	67	65	88.8	66	43.34
14 - 15	60	71	124	90	68	72	77	82.6	74.5	42.42
15 - 16	85	81	118	131	75	64	51	98	57.5	44.22
16 - 17	69	101	133	131	75	52	72	101.8	62	43.58
17 - 18	57	69	116	97	50	53	40	77.8	46.5	43.42
18 - 19	37	40	74	87	58	53	39	59.2	46	43.44
19 - 20	20	33	63	60	30	28	19	41.2	23.5	42.44
20 - 21	25	26	27	38	29	32	13	29	22.5	41.78
21 - 22	8	9	17	17	28	10	5	15.8	7.5	41.9
22 - 23	1	2	5	4	8	10	5	4	7.5	43
23 - 24	1	1	4	7	4	3	1	3.4	2	38
Totals	898	1011	1571	1559	1231	904	746			
% of Total	11.34%	12.77%	19.84%	19.68%	15.54%	11.41%	9.42%			

Incoming Weekly Speeds
Honeybourne Road

from Wed-Apr-01-2026-12-00-AM to Fri-Apr-17-2026-02-59-PM

	30/03/2026	to	05/04/2026							
	Monday	Tuesday	Wednesday	Thursday	Friday	Saturday	Sunday	Week	Weekend	Week Day 85%
Hour	30/03/2026	31/03/2026	01/04/2026	02/04/2026	03/04/2026	04/04/2026	05/04/2026	Day Avg	Avg	Avg Speed
0 - 1	*	*	42	0	0	37	37	42	37	45
1 - 2	*	*	0	0	0	26	0	0	26	0
2 - 3	*	*	0	52	0	32	0	52	32	55
3 - 4	*	*	32	37	44.5	37	0	39.5	37	41.67
4 - 5	*	*	34.5	42	39.5	37	0	38.5	37	42.77
5 - 6	*	*	36.12	38.93	39.2	37	34.5	37.87	35.33	44.2
6 - 7	*	*	35.07	38.43	37.15	37.56	42.25	36.8	39	45.7
7 - 8	*	*	39.62	37.3	38.58	35.54	33.43	38.45	35.09	47.77
8 - 9	*	*	34.88	34.58	35.5	31.92	35.86	34.9	33.76	43.33
9 - 10	*	*	35.48	35.72	34	34.74	33.4	35.18	34.08	45.47
10 - 11	*	*	37.24	33.06	32.96	35.05	35.58	34.35	35.29	41.8
11 - 12	*	*	33.03	34.97	36.76	34.75	34.09	35.04	34.39	41.97
12 - 13	*	*	33.6	35.51	37.74	34.55	35.52	35.73	35	44.2
13 - 14	*	*	35.76	33	36.5	37.78	35.42	35.16	36.58	44.03
14 - 15	*	*	34.34	33.3	33	35.29	34.31	33.62	34.75	42.53
15 - 16	*	*	35.22	33.83	35.29	37	33.55	34.73	35.33	44.83
16 - 17	*	*	36.18	38.14	32.39	34.88	35.53	35.61	35.27	43.27
17 - 18	*	*	36.72	38.83	36.27	33.25	35.06	37.34	34	45.27
18 - 19	*	*	36.93	35.9	36.14	35.19	34.78	36.28	35	44.87
19 - 20	*	*	34.91	32.86	36.39	32.85	32.6	34.55	32.77	41.33
20 - 21	*	*	38	37.5	33.93	32.62	33.78	36.32	33.09	44.6
21 - 22	*	*	30.33	20.29	32.17	35	33	28.14	34	32.5
22 - 23	*	*	35.33	27	40.33	32.86	34.5	36.29	33.45	43.33
23 - 24	*	*	44.5	42	35.33	37	27	39.5	32	48.33
Totals	0	0	35.7	35.4	35.6	34.9	34.7			
% of Total	0%	0%	20.25%	20.08%	20.19%	19.8%	19.68%			

Incoming Weekly Speeds
Honeybourne Road

from Wed-Apr-01-2026-12-00-AM to Fri-Apr-17-2026-02-59-PM

	06/04/2026	to	12/04/2026							
	Monday	Tuesday	Wednesday	Thursday	Friday	Saturday	Sunday	Week	Weekend	Week Day 85%
Hour	06/04/2026	07/04/2026	08/04/2026	09/04/2026	10/04/2026	11/04/2026	12/04/2026	Day Avg	Avg	Avg Speed
0 - 1	0	0	0	0	47	0	47	47	47	50
1 - 2	0	42	0	0	0	12	22	42	17	45
2 - 3	37	47	47	0	0	29.5	0	43.67	29.5	46.67
3 - 4	0	0	37	34.5	38.67	37	0	37	37	43.33
4 - 5	36	37.71	33.83	42	36	42.5	27	36.68	37.33	44.26
5 - 6	39	37.89	40.33	40.13	41.6	42	40.75	39.65	41.17	47.16
6 - 7	35.75	37.81	33.72	39.26	38.97	39.92	34.75	37.01	38.63	45.26
7 - 8	38.67	36.42	39.48	36.71	36.96	35.67	35.33	37.6	35.53	44.56
8 - 9	35.38	33.85	35.75	35.52	34.93	33.1	33.38	35.06	33.26	43.6
9 - 10	37.93	31.26	32.88	31.9	35.39	33.64	34	33.85	33.77	41.84
10 - 11	34.19	35.38	29.29	33.72	31.1	34.09	33.94	32.85	34.02	42.2
11 - 12	34.54	31.91	33.6	32.72	37.57	36.06	35.12	33.83	35.67	42.3
12 - 13	37.35	35.67	34.97	33	34.82	34.96	39.21	34.93	36.53	43.76
13 - 14	37.23	35.12	33.82	31.96	35.69	33.8	36.91	34.74	35.28	43.5
14 - 15	33.7	35.86	33.04	35.5	32.97	34.34	35.17	34.08	34.74	41.92
15 - 16	36.05	35.46	34.11	35.68	37.51	34.76	36.18	35.74	35.33	43.56
16 - 17	35.59	32.96	34.63	37	37.68	37.65	37	35.36	37.28	43.3
17 - 18	34.47	31.97	35.4	36.87	35.25	37.17	35.52	34.82	36.44	43.46
18 - 19	38.47	34.86	32.47	35.41	34.56	37.93	36.81	34.79	37.51	42.56
19 - 20	35.92	33.41	34.92	31.19	36.58	33.88	32.56	34.3	33.18	42.24
20 - 21	31.5	33.86	37.75	33.94	34.13	32.47	37	34.15	33.26	42.32
21 - 22	42	27.2	36.6	37	28.75	35	0	32.83	35	41
22 - 23	32	39.5	0	40.33	27.4	42	32	33.55	39.5	41.88
23 - 24	0	0	34.5	34.75	32	37	0	34.29	37	37.5
Totals	35.8	34.3	34.5	35	35.4	35.2	35.6			
% of Total	14.56%	13.95%	14.04%	14.24%	14.4%	14.32%	14.48%			

Incoming Weekly Speeds
Honeybourne Road

from Wed-Apr-01-2026-12-00-AM to Fri-Apr-17-2026-02-59-PM

	13/04/2026	to	19/04/2026							
	Monday	Tuesday	Wednesday	Thursday	Friday	Saturday	Sunday	Week	Weekend	Week Day 85%
Hour	13/04/2026	14/04/2026	15/04/2026	16/04/2026	17/04/2026	18/04/2026	19/04/2026	Day Avg	Avg	Avg Speed
0 - 1	42	27	0	37	0	*	*	35.33	*	38.33
1 - 2	0	0	0	0	0	*	*	*	*	0
2 - 3	0	0	0	39.5	47	*	*	42	*	47.5
3 - 4	0	34.5	32	37	42	*	*	36.29	*	43.75
4 - 5	47	44.5	42	39	52	*	*	43.33	*	49.66
5 - 6	38.81	38.17	39.47	39.89	39.24	*	*	39.09	*	46.62
6 - 7	36.98	36.55	35.86	36.36	36.37	*	*	36.46	*	45.38
7 - 8	35.59	36.35	37.56	36.06	36.91	*	*	36.54	*	45.36
8 - 9	37.57	35.4	35.82	36.15	34.14	*	*	35.68	*	44.76
9 - 10	34.93	34.25	38.42	31.2	31.53	*	*	33.89	*	43.28
10 - 11	33.97	33.54	34.23	33.23	38.46	*	*	34.63	*	41.92
11 - 12	33.82	33.16	34.91	34.83	32.92	*	*	33.93	*	41.02
12 - 13	34.24	34.74	37.72	30.68	35.79	*	*	34.33	*	42.08
13 - 14	33.29	31.4	34.78	32.52	32.94	*	*	32.97	*	42.6
14 - 15	37.83	34.09	36.39	37	0	*	*	36.27	*	43.4
15 - 16	37.27	35.39	36.35	35.83	*	*	*	36.19	*	44.7
16 - 17	33.42	35.43	34.65	34.65	*	*	*	34.58	*	43.88
17 - 18	33.74	34.43	35.93	35.34	*	*	*	34.89	*	43.02
18 - 19	36.8	35	40	31.08	*	*	*	35.17	*	43.53
19 - 20	38.57	35.5	35.5	34.82	*	*	*	35.59	*	43.45
20 - 21	32.18	28.33	35.89	36.38	*	*	*	32.63	*	40.2
21 - 22	35.5	34.5	32	37	*	*	*	34.4	*	40.95
22 - 23	0	0	32	0	*	*	*	32	*	40
23 - 24	27	37	0	32	*	*	*	32	*	36.67
Totals	35.4	34.7	36.2	34.7	35.3	0	0			
% of Total	20.08%	19.68%	20.53%	19.68%	20.02%	0%	0%			

Incoming Monthly Speeds
Honeybourne Road

from Wed-Apr-01-2026-12-00-AM to Fri-Apr-17-2026-02-59-PM

	Apr 2026									
Hour	Monday	Tuesday	Wednesday	Thursday	Friday	Saturday	Sunday	Week Day Avg	Weekend Avg	Week Day 85% Avg Speed
0 - 1	42	27	42	37	47	37	40.33	39	39.5	42
1 - 2	0	42	0	0	0	23.2	22	42	23	45
2 - 3	37	47	47	43.67	47	30.33	0	44.14	30.33	49
3 - 4	0	34.5	33.25	35.75	41.29	37	0	37.29	37	41.45
4 - 5	40.89	39.22	35.92	40.75	39.29	39.2	27	39.04	37.17	45.66
5 - 6	38.85	38.03	38.47	39.68	39.86	40.33	38.67	39.01	39.22	46.66
6 - 7	36.73	36.93	34.83	37.8	37.56	38.9	38.5	36.7	38.79	45.12
7 - 8	35.98	36.38	38.67	36.69	37.41	35.6	34.73	37.25	35.32	45.44
8 - 9	36.49	34.64	35.46	35.43	34.69	32.47	34.42	35.28	33.49	43.88
9 - 10	36.43	32.87	35.51	32.88	33.87	34.2	33.62	34.2	33.95	43.32
10 - 11	34.1	34.46	34.03	33.32	33.74	34.6	34.75	33.83	34.67	42.4
11 - 12	34.16	32.41	33.84	34.18	35.67	35.51	34.54	34.15	35.04	41.6
12 - 13	35.49	35.18	35.11	33	36.29	34.78	37.21	34.94	35.79	43.34
13 - 14	34.93	33.07	34.75	32.52	35.49	35.7	36.15	34.11	35.92	43.34
14 - 15	35.77	34.99	34.55	35.33	32.99	34.79	34.7	34.71	34.74	42.42
15 - 16	36.68	35.42	35.15	35.16	36.51	35.84	34.69	35.67	35.33	44.22
16 - 17	34.33	34.11	35.22	36.4	35	36.27	36.22	35.15	36.24	43.58
17 - 18	33.98	33.29	35.96	36.86	35.7	35.4	35.33	35.39	35.37	43.42
18 - 19	37.57	34.92	35.78	34.33	35.16	36.58	35.62	35.34	36.17	43.44
19 - 20	36.85	34.42	35.16	33.13	36.47	33.14	32.58	34.81	32.91	42.44
20 - 21	31.96	31.31	37.22	35.76	34.03	32.53	34.77	34.23	33.18	41.78
21 - 22	37.12	30.44	34.41	30.12	30.21	35	33	31.82	34.33	41.9
22 - 23	32	39.5	34	37	32.25	35.6	34	34.35	35.07	43
23 - 24	27	37	39.5	35	34.5	37	27	35.59	34.5	38
Totals	35.6	34.5	35.5	35	35.4	35	35.1			
% of Total	14.47%	14.02%	14.43%	14.22%	14.38%	14.22%	14.26%			

Incoming Weekly EightyFifthSpeeds
Honeybourne Road

from Wed-Apr-01-2026-12-00-AM to Fri-Apr-17-2026-02-59-PM

	30/03/2026	to	05/04/2026							
	Monday	Tuesday	Wednesday	Thursday	Friday	Saturday	Sunday	Week	Weekend	Week Day 85%
Hour	30/03/2026	31/03/2026	01/04/2026	02/04/2026	03/04/2026	04/04/2026	05/04/2026	Day Avg	Avg	Avg Speed
0 - 1	*	*	45	0	0	40	45	45	42.5	45
1 - 2	*	*	0	0	0	30	0	0	30	0
2 - 3	*	*	0	55	0	35	0	55	35	55
3 - 4	*	*	35	40	50	40	0	41.67	40	41.67
4 - 5	*	*	38.3	45	45	45	0	42.77	45	42.77
5 - 6	*	*	43.8	43.8	45	40	40	44.2	40	44.2
6 - 7	*	*	45	47.1	45	45	45	45.7	45	45.7
7 - 8	*	*	48.3	46.2	48.8	43.8	40	47.77	41.9	47.77
8 - 9	*	*	45	42.5	42.5	43.3	42.5	43.33	42.9	43.33
9 - 10	*	*	43.4	46	47	43.9	40	45.47	41.95	45.47
10 - 11	*	*	43.3	39.6	42.5	45	44.3	41.8	44.65	41.8
11 - 12	*	*	40	42.9	43	42.1	42.7	41.97	42.4	41.97
12 - 13	*	*	42	43.1	47.5	43	45	44.2	44	44.2
13 - 14	*	*	45	42.5	44.6	47.9	46	44.03	46.95	44.03
14 - 15	*	*	42.1	41.7	43.8	45	44.3	42.53	44.65	42.53
15 - 16	*	*	47.5	43	44	46	42.9	44.83	44.45	44.83
16 - 17	*	*	44.4	45.8	39.6	42.5	43	43.27	42.75	43.27
17 - 18	*	*	45	47.5	43.3	40	43	45.27	41.5	45.27
18 - 19	*	*	43.3	47.5	43.8	45	45	44.87	45	44.87
19 - 20	*	*	42.5	39	42.5	39.2	37.5	41.33	38.35	41.33
20 - 21	*	*	45	43.8	45	42.5	42.5	44.6	42.5	44.6
21 - 22	*	*	35	25	37.5	40	40	32.5	40	32.5
22 - 23	*	*	45	30	55	40	40	43.33	40	43.33
23 - 24	*	*	50	45	50	40	30	48.33	35	48.33
Totals	0	0	953.9	942	945.4	1004.2	838.7			
% of Total	0%	0%	20.36%	20.11%	20.18%	21.44%	17.9%			

Incoming Weekly EightyFifthSpeeds
Honeybourne Road

from Wed-Apr-01-2026-12-00-AM to Fri-Apr-17-2026-02-59-PM

	06/04/2026	to	12/04/2026							
	Monday	Tuesday	Wednesday	Thursday	Friday	Saturday	Sunday	Week	Weekend	Week Day 85%
Hour	06/04/2026	07/04/2026	08/04/2026	09/04/2026	10/04/2026	11/04/2026	12/04/2026	Day Avg	Avg	Avg Speed
0 - 1	0	0	0	0	50	0	50	50	50	50
1 - 2	0	45	0	0	0	15	25	45	20	45
2 - 3	40	50	50	0	0	35	0	46.67	35	46.67
3 - 4	0	0	40	40	50	40	0	43.33	40	43.33
4 - 5	42.5	43.8	42.5	50	42.5	45	30	44.26	37.5	44.26
5 - 6	45	45	47.5	50	48.3	45	43.3	47.16	44.15	47.16
6 - 7	47.5	45	42.5	46.9	44.4	48.3	40	45.26	44.15	45.26
7 - 8	45	43.3	47	44.2	43.3	45	48.3	44.56	46.65	44.56
8 - 9	44	43.3	43.8	43.3	43.6	40	43.3	43.6	41.65	43.6
9 - 10	44.1	39.5	42.5	39.5	43.6	40.8	42.5	41.84	41.65	41.84
10 - 11	45	45	38.1	42.9	40	45	43.3	42.2	44.15	42.2
11 - 12	41.2	39.3	41	40	50	46.4	43.8	42.3	45.1	42.3
12 - 13	44.4	45	45	39.4	45	44.4	48.3	43.76	46.35	43.76
13 - 14	48	41.2	42.5	42.5	43.3	43.3	43.6	43.5	43.45	43.5
14 - 15	41.2	43.3	42.1	43	40	41.7	44	41.92	42.85	41.92
15 - 16	43.3	43.2	42.5	43.8	45	43.6	47.5	43.56	45.55	43.56
16 - 17	44.2	39.7	42.8	46	43.8	47.5	45	43.3	46.25	43.3
17 - 18	45	41	43	45	43.3	46.7	43.8	43.46	45.25	43.46
18 - 19	45	40	40	44.2	43.6	43.9	46.7	42.56	45.3	42.56
19 - 20	42.5	38	44	40	46.7	45	40	42.24	42.5	42.24
20 - 21	37.5	43.3	47.5	40	43.3	38.6	42.5	42.32	40.55	42.32
21 - 22	45	30	45	50	35	40	0	41	40	41
22 - 23	35	50	0	50	32.5	55	35	41.88	45	41.88
23 - 24	0	0	40	37.5	35	40	0	37.5	40	37.5
Totals	865.4	893.9	909.3	918.2	952.2	975.2	845.9			
% of Total	13.61%	14.05%	14.3%	14.44%	14.97%	15.33%	13.3%			

Incoming Weekly EightyFifthSpeeds
Honeybourne Road

from Wed-Apr-01-2026-12-00-AM to Fri-Apr-17-2026-02-59-PM

	13/04/2026	to	19/04/2026							
	Monday	Tuesday	Wednesday	Thursday	Friday	Saturday	Sunday	Week	Weekend	Week Day 85%
Hour	13/04/2026	14/04/2026	15/04/2026	16/04/2026	17/04/2026	18/04/2026	19/04/2026	Day Avg	Avg	Avg Speed
0 - 1	45	30	0	40	0	*	*	38.33	0	38.33
1 - 2	0	0	0	0	0	*	*	0	0	0
2 - 3	0	0	0	45	50	*	*	47.5	0	47.5
3 - 4	0	40	40	40	55	*	*	43.75	0	43.75
4 - 5	50	50	50	43.3	55	*	*	49.66	0	49.66
5 - 6	44.4	47.5	47.5	47.5	46.2	*	*	46.62	0	46.62
6 - 7	44.5	46.4	47.5	44.2	44.3	*	*	45.38	0	45.38
7 - 8	42.5	45	48.3	46	45	*	*	45.36	0	45.36
8 - 9	46.7	45	44.4	45.8	41.9	*	*	44.76	0	44.76
9 - 10	43	45	45	41.7	41.7	*	*	43.28	0	43.28
10 - 11	42	41.2	42	39.4	45	*	*	41.92	0	41.92
11 - 12	40.8	39.5	41.7	43.8	39.3	*	*	41.02	0	41.02
12 - 13	40	40	47.5	37.9	45	*	*	42.08	0	42.08
13 - 14	41.7	44.2	42.1	42.5	42.5	*	*	42.6	0	42.6
14 - 15	44.2	41.2	43.2	45	0	*	*	43.4	0	43.4
15 - 16	44.4	42.8	47.5	44.1	*	*	*	44.7	0	44.7
16 - 17	43.6	44.3	43.8	43.8	*	*	*	43.88	0	43.88
17 - 18	43.6	42.9	42.5	43.1	*	*	*	43.02	0	43.02
18 - 19	45	42.9	44.2	42	*	*	*	43.53	0	43.53
19 - 20	43.3	45	43	42.5	*	*	*	43.45	0	43.45
20 - 21	38.3	36.7	43.3	42.5	*	*	*	40.2	0	40.2
21 - 22	50	40	33.8	40	*	*	*	40.95	0	40.95
22 - 23	0	0	40	0	*	*	*	40	0	40
23 - 24	30	40	0	40	*	*	*	36.67	0	36.67
Totals	863	889.6	877.3	940.1	550.9	0	0			
% of Total	20.94%	21.59%	21.29%	22.81%	13.37%	0%	0%			

Incoming Monthly EightyFifthSpeeds
Honeybourne Road

from Wed-Apr-01-2026-12-00-AM to Fri-Apr-17-2026-02-59-PM

	Apr 2026									
Hour	Monday	Tuesday	Wednesday	Thursday	Friday	Saturday	Sunday	Week Day Avg	Weekend Avg	Week Day 85% Avg Speed
0 - 1	45	30	45	40	50	40	50	42	45	42
1 - 2	0	45	0	0	0	30	25	45	27.5	45
2 - 3	40	50	50	55	50	35	0	49	35	49
3 - 4	0	40	37.5	38.3	50	40	0	41.45	40	41.45
4 - 5	50	45	43.3	45	45	43.3	30	45.66	36.65	45.66
5 - 6	44.4	48	46.2	47.5	47.2	45	43.3	46.66	44.15	46.66
6 - 7	45	46	44.2	46.2	44.2	47.5	47.5	45.12	47.5	45.12
7 - 8	43.1	44.5	47.9	45.5	46.2	44.2	46.7	45.44	45.45	45.44
8 - 9	44.5	44.2	44.1	44	42.6	42	42.1	43.88	42.05	43.88
9 - 10	43.4	42.9	43.6	42.7	44	42.3	40.6	43.32	41.45	43.32
10 - 11	43.3	42.9	41.9	40.4	43.5	45	44.1	42.4	44.55	42.4
11 - 12	41	39.4	41.1	42.2	44.3	44	43.2	41.6	43.6	41.6
12 - 13	42.9	43.3	44.5	40.4	45.6	43.8	46.7	43.34	45.25	43.34
13 - 14	43.9	43	43	42.5	44.3	46.2	44.1	43.34	45.15	43.34
14 - 15	42.5	41.4	42.6	43.5	42.1	42.8	43.8	42.42	43.3	42.42
15 - 16	44.1	43.2	45.5	43.6	44.7	44.6	43.9	44.22	44.25	44.22
16 - 17	43.8	42.1	43.9	45.3	42.8	45.7	44.2	43.58	44.95	43.58
17 - 18	44	42.5	43.4	44.4	42.8	43.8	43.3	43.42	43.55	43.42
18 - 19	45	42.2	42.7	44.1	43.2	44.1	45	43.44	44.55	43.44
19 - 20	42.9	39.5	43.6	40	46.2	40	38.3	42.44	39.15	42.44
20 - 21	38	40	45	42.1	43.8	40	42.5	41.78	41.25	41.78
21 - 22	50	40	40	42.5	37	40	40	41.9	40	41.9
22 - 23	35	50	40	45	45	45	40	43	42.5	43
23 - 24	30	40	45	40	35	40	30	38	35	38

Summary of Violators
Honeybourne Road

from Wed-Apr-01-2026-12-00-AM to Fri-Apr-17-2026-02-59-PM

Starting Hour	Count	Average Speed of all Traffic	Violator Counts	Average Speed of Violators
00:00:00	1	42.5	1	42.5
01:00:00	0	N/A	N/A	N/A
02:00:00	0	N/A	N/A	N/A
03:00:00	1	32.5	1	32.5
04:00:00	3	34.2	2	37.5
05:00:00	14	36.1	11	38.9
06:00:00	29	31.3	19	40.1
07:00:00	36	32.9	31	42.0
08:00:00	38	25.1	30	38.3
09:00:00	45	25.9	35	39.4
10:00:00	42	24.4	36	37.9
11:00:00	33	26.8	24	36.5
12:00:00	39	25.7	27	38.1
13:00:00	31	27.0	20	40.5
14:00:00	38	26.4	26	38.7
15:00:00	38	28.8	27	40.6
16:00:00	50	22.5	39	38.7
17:00:00	31	30.9	28	39.1
18:00:00	31	24.8	26	38.1
19:00:00	12	29.2	10	37.5
20:00:00	9	38.6	8	40.0
21:00:00	4	32.5	3	34.2
22:00:00	2	32.5	2	32.5
23:00:00	2	42.5	2	42.5
00:00:00	1	47.5	1	47.5
01:00:00	0	N/A	N/A	N/A
02:00:00	1	52.5	1	52.5
03:00:00	1	37.5	1	37.5
04:00:00	4	42.5	4	42.5
05:00:00	13	33.3	13	39.0
06:00:00	29	31.9	26	40.2
07:00:00	35	30.0	29	39.9
08:00:00	32	29.2	27	37.9
09:00:00	30	30.8	24	39.4
10:00:00	48	22.9	37	36.0
11:00:00	38	25.7	32	36.7
12:00:00	34	31.2	25	38.7
13:00:00	33	29.4	24	37.7
14:00:00	30	26.5	20	36.8
15:00:00	38	25.5	29	38.2
16:00:00	40	27.9	32	40.5
17:00:00	28	35.5	24	40.2
18:00:00	39	29.9	28	40.7
19:00:00	25	25.9	19	36.2
20:00:00	14	32.1	11	41.1
21:00:00	7	9.6	0	0.0
22:00:00	1	27.5	0	0.0
23:00:00	1	42.5	1	42.5

Summary of Violators
Honeybourne Road

from Wed-Apr-01-2026-12-00-AM to Fri-Apr-17-2026-02-59-PM

00:00:00	0	N/A	N/A	N/A
01:00:00	0	N/A	N/A	N/A
02:00:00	0	N/A	N/A	N/A
03:00:00	2	45.0	2	45.0
04:00:00	2	40.0	2	40.0
05:00:00	9	26.1	8	40.6
06:00:00	10	35.8	9	40.3
07:00:00	26	30.9	19	41.7
08:00:00	20	32.9	18	38.6
09:00:00	25	28.5	17	39.6
10:00:00	27	26.6	17	38.1
11:00:00	39	25.6	36	38.3
12:00:00	47	28.9	40	39.9
13:00:00	37	28.4	26	40.6
14:00:00	30	27.7	17	39.9
15:00:00	30	28.5	23	39.9
16:00:00	36	22.2	20	38.0
17:00:00	29	22.2	22	38.9
18:00:00	22	35.6	18	39.2
19:00:00	19	27.6	18	36.9
20:00:00	14	30.4	10	38.5
21:00:00	12	24.0	9	34.7
22:00:00	3	40.8	2	47.5
23:00:00	3	35.8	2	40.0
00:00:00	1	37.5	1	37.5
01:00:00	4	20.6	1	32.5
02:00:00	1	32.5	1	32.5
03:00:00	1	37.5	1	37.5
04:00:00	3	37.5	3	37.5
05:00:00	1	37.5	1	37.5
06:00:00	7	38.9	7	38.9
07:00:00	28	23.5	21	39.4
08:00:00	19	31.4	13	40.6
09:00:00	46	22.7	30	38.8
10:00:00	34	29.3	22	40.2
11:00:00	40	24.5	31	37.8
12:00:00	36	28.5	29	37.5
13:00:00	33	32.0	30	40.3
14:00:00	35	24.0	25	37.5
15:00:00	33	31.6	25	41.1
16:00:00	25	28.6	19	38.3
17:00:00	24	27.2	16	37.8
18:00:00	26	30.2	20	38.0
19:00:00	19	27.9	14	35.7
20:00:00	13	26.0	10	35.0
21:00:00	7	31.4	6	39.2
22:00:00	7	28.6	4	37.5
23:00:00	1	37.5	1	37.5
00:00:00	2	37.5	2	37.5

Summary of Violators
Honeybourne Road

from Wed-Apr-01-2026-12-00-AM to Fri-Apr-17-2026-02-59-PM

01:00:00	0	N/A	N/A	N/A
02:00:00	0	N/A	N/A	N/A
03:00:00	0	N/A	N/A	N/A
04:00:00	0	N/A	N/A	N/A
05:00:00	2	35.0	2	35.0
06:00:00	4	31.9	4	42.5
07:00:00	6	35.8	5	37.5
08:00:00	14	26.6	11	36.6
09:00:00	47	22.4	39	36.6
10:00:00	30	28.2	22	39.5
11:00:00	47	27.6	34	38.7
12:00:00	31	30.3	22	40.5
13:00:00	34	25.4	27	38.1
14:00:00	41	27.7	31	38.6
15:00:00	30	29.6	22	38.6
16:00:00	36	24.5	29	37.5
17:00:00	20	31.1	17	38.4
18:00:00	22	26.3	16	37.2
19:00:00	10	31.8	7	37.5
20:00:00	11	31.4	9	35.8
21:00:00	5	33.5	3	37.5
22:00:00	4	35.0	3	37.5
23:00:00	1	27.5	0	0.0
00:00:00	0	N/A	N/A	N/A
01:00:00	0	N/A	N/A	N/A
02:00:00	1	37.5	1	37.5
03:00:00	0	N/A	N/A	N/A
04:00:00	4	35.0	3	37.5
05:00:00	6	40.0	6	40.0
06:00:00	9	36.9	6	45.0
07:00:00	8	36.3	6	39.2
08:00:00	28	32.8	21	38.9
09:00:00	30	28.3	29	38.4
10:00:00	39	26.8	25	40.3
11:00:00	38	23.1	30	38.0
12:00:00	20	30.8	17	40.4
13:00:00	32	27.8	27	39.7
14:00:00	31	27.4	22	37.7
15:00:00	38	23.2	31	38.6
16:00:00	33	29.8	26	39.0
17:00:00	17	30.7	11	40.7
18:00:00	17	30.4	16	40.3
19:00:00	14	30.7	12	37.5
20:00:00	9	30.0	6	35.8
21:00:00	2	42.5	2	42.5
22:00:00	1	32.5	1	32.5
23:00:00	0	N/A	N/A	N/A
00:00:00	0	N/A	N/A	N/A
01:00:00	1	42.5	1	42.5

Summary of Violators
Honeybourne Road

from Wed-Apr-01-2026-12-00-AM to Fri-Apr-17-2026-02-59-PM

02:00:00	1	47.5	1	47.5
03:00:00	0	N/A	N/A	N/A
04:00:00	6	37.5	5	40.5
05:00:00	16	40.0	14	41.8
06:00:00	21	32.4	18	39.2
07:00:00	26	25.4	22	39.1
08:00:00	34	25.1	22	38.4
09:00:00	29	25.3	20	37.8
10:00:00	26	29.4	20	39.0
11:00:00	49	23.8	31	37.3
12:00:00	18	34.0	14	39.6
13:00:00	36	20.1	29	37.0
14:00:00	33	24.2	29	38.2
15:00:00	39	26.0	30	38.2
16:00:00	56	21.7	38	37.0
17:00:00	30	26.8	19	37.0
18:00:00	21	29.4	17	37.5
19:00:00	20	25.6	16	36.3
20:00:00	13	31.5	8	37.5
21:00:00	6	20.8	2	37.5
22:00:00	2	40.0	2	40.0
23:00:00	0	N/A	N/A	N/A
00:00:00	0	N/A	N/A	N/A
01:00:00	0	N/A	N/A	N/A
02:00:00	1	47.5	1	47.5
03:00:00	1	37.5	1	37.5
04:00:00	6	28.8	5	36.5
05:00:00	10	41.0	10	41.0
06:00:00	38	21.6	28	37.5
07:00:00	33	29.4	31	40.4
08:00:00	33	24.7	28	39.5
09:00:00	30	28.0	17	38.1
10:00:00	22	19.2	11	36.6
11:00:00	31	28.9	26	36.9
12:00:00	35	26.6	25	38.5
13:00:00	38	24.7	25	36.5
14:00:00	47	26.2	34	38.1
15:00:00	44	23.6	31	37.5
16:00:00	46	26.5	32	38.4
17:00:00	42	23.1	31	40.2
18:00:00	33	24.9	19	36.2
19:00:00	27	26.9	19	39.6
20:00:00	8	34.1	8	38.1
21:00:00	8	38.1	7	39.6
22:00:00	2	16.3	2	32.5
23:00:00	2	35.0	2	35.0
00:00:00	0	N/A	N/A	N/A
01:00:00	0	N/A	N/A	N/A
02:00:00	0	N/A	N/A	N/A

Summary of Violators
Honeybourne Road

from Wed-Apr-01-2026-12-00-AM to Fri-Apr-17-2026-02-59-PM

03:00:00	2	35.0	2	35.0
04:00:00	3	42.5	3	42.5
05:00:00	14	35.7	13	42.5
06:00:00	27	34.0	26	40.6
07:00:00	28	30.4	24	38.8
08:00:00	27	24.4	20	39.3
09:00:00	43	21.5	25	37.1
10:00:00	35	27.6	22	38.6
11:00:00	32	27.8	22	37.0
12:00:00	37	25.5	25	35.7
13:00:00	33	26.2	22	37.7
14:00:00	20	28.3	15	37.2
15:00:00	36	26.4	28	40.0
16:00:00	46	29.5	36	40.0
17:00:00	32	29.6	28	39.3
18:00:00	24	23.5	16	38.1
19:00:00	17	28.7	11	37.0
20:00:00	13	32.3	10	37.5
21:00:00	11	36.6	8	40.6
22:00:00	4	37.5	3	40.8
23:00:00	4	26.9	4	35.0
00:00:00	0	N/A	N/A	N/A
01:00:00	1	47.5	1	47.5
02:00:00	0	N/A	N/A	N/A
03:00:00	3	39.2	3	39.2
04:00:00	4	25.6	3	39.2
05:00:00	10	38.3	10	42.0
06:00:00	25	30.3	24	40.2
07:00:00	27	29.0	24	38.8
08:00:00	40	23.0	30	37.7
09:00:00	43	24.9	35	39.2
10:00:00	36	27.5	21	38.2
11:00:00	36	32.3	30	40.5
12:00:00	32	29.9	22	40.5
13:00:00	25	26.9	19	38.6
14:00:00	37	25.7	23	37.7
15:00:00	43	24.2	36	39.3
16:00:00	35	23.7	31	39.6
17:00:00	28	26.1	22	39.1
18:00:00	42	26.7	31	38.3
19:00:00	11	36.1	9	38.6
20:00:00	16	29.8	10	40.0
21:00:00	15	23.7	7	34.6
22:00:00	6	18.3	2	32.5
23:00:00	1	32.5	1	32.5
00:00:00	0	N/A	N/A	N/A
01:00:00	1	12.5	0	0.0
02:00:00	2	30.0	1	32.5
03:00:00	1	37.5	1	37.5

Summary of Violators
Honeybourne Road

from Wed-Apr-01-2026-12-00-AM to Fri-Apr-17-2026-02-59-PM

04:00:00	2	21.3	2	42.5
05:00:00	2	42.5	2	42.5
06:00:00	9	41.4	8	43.1
07:00:00	22	32.7	17	39.0
08:00:00	22	29.9	16	36.9
09:00:00	39	23.3	29	37.3
10:00:00	33	27.7	22	38.9
11:00:00	49	27.9	36	40.0
12:00:00	47	26.2	34	39.3
13:00:00	38	24.9	28	38.9
14:00:00	37	21.6	29	36.8
15:00:00	32	25.7	22	39.1
16:00:00	29	30.7	25	38.1
17:00:00	30	29.2	24	41.5
18:00:00	25	32.5	23	39.7
19:00:00	11	31.4	9	36.4
20:00:00	18	25.0	12	36.7
21:00:00	6	35.0	5	36.5
22:00:00	3	42.5	3	42.5
23:00:00	2	37.5	2	37.5
00:00:00	1	47.5	1	47.5
01:00:00	1	22.5	0	0.0
02:00:00	0	N/A	N/A	N/A
03:00:00	0	N/A	N/A	N/A
04:00:00	1	27.5	0	0.0
05:00:00	4	41.3	4	41.3
06:00:00	4	28.1	2	42.5
07:00:00	14	36.8	9	42.5
08:00:00	29	24.3	20	37.5
09:00:00	24	31.1	16	39.1
10:00:00	31	25.5	21	38.0
11:00:00	35	29.8	26	39.6
12:00:00	29	28.4	28	39.6
13:00:00	29	26.0	23	39.9
14:00:00	28	30.5	23	39.7
15:00:00	32	26.2	25	38.5
16:00:00	29	30.9	24	39.8
17:00:00	27	26.7	21	38.9
18:00:00	16	31.4	12	40.0
19:00:00	10	33.0	6	37.5
20:00:00	4	37.5	4	37.5
21:00:00	0	N/A	N/A	N/A
22:00:00	1	32.5	1	32.5
23:00:00	0	N/A	N/A	N/A
00:00:00	1	42.5	1	42.5
01:00:00	0	N/A	N/A	N/A
02:00:00	0	N/A	N/A	N/A
03:00:00	0	N/A	N/A	N/A
04:00:00	4	47.5	4	47.5

Summary of Violators
Honeybourne Road

from Wed-Apr-01-2026-12-00-AM to Fri-Apr-17-2026-02-59-PM

05:00:00	16	32.3	15	39.8
06:00:00	47	27.7	42	39.2
07:00:00	44	21.8	38	37.0
08:00:00	30	28.2	26	39.4
09:00:00	27	29.4	21	38.5
10:00:00	27	30.3	21	38.2
11:00:00	46	22.6	34	36.8
12:00:00	29	27.5	24	36.7
13:00:00	37	24.1	24	37.1
14:00:00	37	25.2	33	39.2
15:00:00	44	31.1	38	39.3
16:00:00	41	28.0	26	39.4
17:00:00	37	28.0	23	39.2
18:00:00	21	35.5	17	39.9
19:00:00	9	36.7	9	40.8
20:00:00	17	27.4	10	36.0
21:00:00	6	31.3	3	44.2
22:00:00	0	N/A	N/A	N/A
23:00:00	1	27.5	0	0.0
00:00:00	1	27.5	0	0.0
01:00:00	0	N/A	N/A	N/A
02:00:00	0	N/A	N/A	N/A
03:00:00	2	35.0	2	35.0
04:00:00	2	45.0	2	45.0
05:00:00	16	36.4	13	42.5
06:00:00	47	26.6	35	40.2
07:00:00	51	27.8	41	40.1
08:00:00	34	24.9	28	38.2
09:00:00	36	28.4	22	40.2
10:00:00	26	26.3	18	36.7
11:00:00	30	26.8	20	38.8
12:00:00	26	29.2	20	36.8
13:00:00	39	22.3	19	40.9
14:00:00	38	23.9	28	37.1
15:00:00	37	26.2	28	37.9
16:00:00	50	27.7	38	39.5
17:00:00	39	25.8	28	38.2
18:00:00	21	31.8	17	38.7
19:00:00	14	34.1	11	39.3
20:00:00	14	27.0	5	35.5
21:00:00	4	35.0	3	39.2
22:00:00	0	N/A	N/A	N/A
23:00:00	1	37.5	1	37.5
00:00:00	0	N/A	N/A	N/A
01:00:00	0	N/A	N/A	N/A
02:00:00	0	N/A	N/A	N/A
03:00:00	2	32.5	1	37.5
04:00:00	3	42.5	3	42.5
05:00:00	14	32.3	13	41.3

Summary of Violators
Honeybourne Road

from Wed-Apr-01-2026-12-00-AM to Fri-Apr-17-2026-02-59-PM

06:00:00	32	30.5	27	39.7
07:00:00	51	26.7	34	41.5
08:00:00	40	26.8	32	41.3
09:00:00	26	31.1	22	40.7
10:00:00	19	30.3	16	37.8
11:00:00	32	29.5	24	37.9
12:00:00	31	30.4	27	39.0
13:00:00	36	28.8	27	38.2
14:00:00	43	24.5	37	38.6
15:00:00	37	32.0	27	41.4
16:00:00	37	25.6	23	39.7
17:00:00	41	26.3	36	37.2
18:00:00	19	31.4	19	40.1
19:00:00	23	27.3	18	38.9
20:00:00	12	30.0	11	36.1
21:00:00	3	32.5	3	32.5
22:00:00	2	30.0	1	32.5
23:00:00	1	37.5	1	37.5
00:00:00	1	37.5	1	37.5
01:00:00	0	N/A	N/A	N/A
02:00:00	2	40.0	2	40.0
03:00:00	1	37.5	1	37.5
04:00:00	4	38.8	4	38.8
05:00:00	18	36.4	17	41.9
06:00:00	40	25.0	32	40.0
07:00:00	41	28.4	32	39.2
08:00:00	30	30.0	24	39.8
09:00:00	30	22.8	18	35.8
10:00:00	32	23.1	25	36.1
11:00:00	35	25.6	26	38.5
12:00:00	40	22.8	23	36.6
13:00:00	36	27.2	24	37.5
14:00:00	38	30.7	31	40.1
15:00:00	50	24.3	38	39.1
16:00:00	52	24.4	36	38.6
17:00:00	39	22.8	31	38.8
18:00:00	27	30.9	16	38.1
19:00:00	22	32.0	19	37.0
20:00:00	7	38.9	7	38.9
21:00:00	3	32.5	2	35.0
22:00:00	0	N/A	N/A	N/A
23:00:00	2	32.5	1	37.5

Incoming Histogram

Honeybourne Road

from Wed-Apr-01-2026-12-00-AM to Fri-Apr-17-2026-02-59-PM

Date	Starting Hr:min	<15	15 to <20	20 to <25	25 to <30	30 to <35	35 to <40	40 to <45	45 to <50	50 to <55	55 to <60	60 to <65	65 to <70	70 to <75	75 to <80	80 to <85	85 to <90	90 to <95	95 to <100	100 to >105	Total Counts	Avg Speed (MPH)	85pet Speed	10MPH Pace	% in pace	# of Speeders	% Speeders	
01/04/2026	00:00	0	0	0	0	0	0	1	0	0	0	0	0	0	0	0	0	0	0	0	0	1	42	45	35 to 45	100.0	1	100.0
01/04/2026	01:00	0	0	0	0	0	0	0	0	0	0	0	0	0	0	0	0	0	0	0	0	0	0	0	*	*	*	*
01/04/2026	02:00	0	0	0	0	0	0	0	0	0	0	0	0	0	0	0	0	0	0	0	0	0	0	0	*	*	*	*
01/04/2026	03:00	0	0	0	0	1	0	0	0	0	0	0	0	0	0	0	0	0	0	0	0	1	32	35	25 to 35	100.0	1	100.0
01/04/2026	04:00	0	0	0	1	0	3	0	0	0	0	0	0	0	0	0	0	0	0	0	0	4	34.5	38.3	30 to 40	75.0	3	75.0
01/04/2026	05:00	0	0	1	4	1	5	4	0	0	0	1	0	0	0	0	0	0	0	0	0	16	36.1	43.8	35 to 45	56.3	11	68.8
01/04/2026	06:00	0	0	1	7	8	4	5	4	0	0	0	0	0	0	0	0	0	0	0	0	29	35.1	45	25 to 35	51.7	21	72.4
01/04/2026	07:00	0	1	0	4	4	7	11	3	0	4	0	0	0	0	0	0	0	0	0	0	34	39.6	48.3	35 to 45	52.9	29	85.3
01/04/2026	08:00	0	0	2	8	13	10	3	6	0	0	0	0	0	0	0	0	0	0	0	0	42	34.9	45	30 to 40	54.8	32	76.2
01/04/2026	09:00	1	1	2	7	9	10	16	1	1	0	0	0	0	0	0	0	0	0	0	0	48	35.5	43.4	35 to 45	54.2	37	77.1
01/04/2026	10:00	0	0	0	3	8	10	12	1	0	0	0	0	0	0	0	0	0	0	0	0	34	37.2	43.3	35 to 45	64.7	31	91.2
01/04/2026	11:00	0	0	4	5	16	4	1	3	1	0	0	0	0	0	0	0	0	0	0	0	34	33	40	25 to 35	61.8	25	73.5
01/04/2026	12:00	0	2	2	9	9	10	5	2	1	0	0	0	0	0	0	0	0	0	0	0	40	33.6	42	30 to 40	47.5	27	67.5
01/04/2026	13:00	0	0	3	8	5	9	4	1	2	2	0	0	0	0	0	0	0	0	0	0	34	35.8	45	30 to 40	41.2	23	67.6
01/04/2026	14:00	0	2	2	7	7	11	7	0	2	0	0	0	0	0	0	0	0	0	0	0	38	34.3	42.1	30 to 40	47.4	27	71.1
01/04/2026	15:00	0	0	1	13	6	6	3	4	2	1	0	0	0	0	0	0	0	0	0	0	36	35.2	47.5	25 to 35	52.8	22	61.1
01/04/2026	16:00	1	1	0	6	14	12	9	6	1	0	0	0	0	0	0	0	0	0	0	0	50	36.2	44.4	30 to 40	52.0	42	84.0
01/04/2026	17:00	0	0	0	5	10	6	6	4	1	0	0	0	0	0	0	0	0	0	0	0	32	36.7	45	30 to 40	50.0	27	84.4
01/04/2026	18:00	0	0	0	3	7	10	6	1	1	0	0	0	0	0	0	0	0	0	0	0	28	36.9	43.3	30 to 40	60.7	25	89.3
01/04/2026	19:00	0	0	1	1	4	1	4	0	0	0	0	0	0	0	0	0	0	0	0	0	11	34.9	42.5	25 to 35	45.5	9	81.8
01/04/2026	20:00	0	0	0	1	2	4	1	1	1	0	0	0	0	0	0	0	0	0	0	0	10	38	45	30 to 40	60.0	9	90.0
01/04/2026	21:00	0	0	0	1	2	0	0	0	0	0	0	0	0	0	0	0	0	0	0	0	3	30.3	35	25 to 35	100.0	2	66.7
01/04/2026	22:00	0	0	0	0	2	0	1	0	0	0	0	0	0	0	0	0	0	0	0	0	3	35.3	45	25 to 35	66.7	3	100.0
01/04/2026	23:00	0	0	0	0	0	0	1	1	0	0	0	0	0	0	0	0	0	0	0	0	2	44.5	50	40 to 50	100.0	2	100.0
24 Hr Summary		2	7	19	93	128	122	100	38	13	7	1	0	0	0	0	0	0	0	0	0	530	35.7	44	30 to 40	47.2	409	77.2

Incoming Histogram

Honeybourne Road

from Wed-Apr-01-2026-12-00-AM to Fri-Apr-17-2026-02-59-PM

Date	Starting Hr:min	<15	15 to <20	20 to <25	25 to <30	30 to <35	35 to <40	40 to <45	45 to <50	50 to <55	55 to <60	60 to <65	65 to <70	70 to <75	75 to <80	80 to <85	85 to <90	90 to <95	95 to <100	100 to >105	Total Counts	Avg Speed (MPH)	85pet Speed	10MPH Pace	% in pace	# of Speeders	% Speeders
02/04/2026	00:00	0	0	0	0	0	0	0	0	0	0	0	0	0	0	0	0	0	0	0	0	0	0	*	*	*	*
02/04/2026	01:00	0	0	0	0	0	0	0	0	0	0	0	0	0	0	0	0	0	0	0	0	0	0	*	*	*	*
02/04/2026	02:00	0	0	0	0	0	0	0	0	1	0	0	0	0	0	0	0	0	0	0	1	52	55	45 to 55	100.0	1	100.0
02/04/2026	03:00	0	0	0	0	0	1	0	0	0	0	0	0	0	0	0	0	0	0	0	1	37	40	30 to 40	100.0	1	100.0
02/04/2026	04:00	0	0	0	0	0	1	2	1	0	0	0	0	0	0	0	0	0	0	0	4	42	45	35 to 45	75.0	4	100.0
02/04/2026	05:00	0	0	0	0	3	6	4	0	0	1	0	0	0	0	0	0	0	0	0	14	38.9	43.8	35 to 45	71.4	14	100.0
02/04/2026	06:00	0	0	0	3	6	7	5	7	0	0	0	0	0	0	0	0	0	0	0	28	38.4	47.1	30 to 40	46.4	25	89.3
02/04/2026	07:00	0	0	4	2	10	5	9	4	2	1	0	0	0	0	0	0	0	0	0	37	37.3	46.2	30 to 40	40.5	31	83.8
02/04/2026	08:00	1	0	1	3	12	7	4	3	0	0	0	0	0	0	0	0	0	0	0	31	34.6	42.5	30 to 40	61.3	26	83.9
02/04/2026	09:00	1	0	3	3	7	7	5	5	1	0	0	0	0	0	0	0	0	0	0	32	35.7	46	30 to 40	43.8	25	78.1
02/04/2026	10:00	0	1	3	7	19	12	6	0	0	0	0	0	0	0	0	0	0	0	0	48	33.1	39.6	30 to 40	64.6	37	77.1
02/04/2026	11:00	0	0	1	4	16	6	7	2	0	0	0	0	0	0	0	0	0	0	0	36	35	42.9	30 to 40	61.1	31	86.1
02/04/2026	12:00	0	0	1	8	5	11	8	1	1	0	0	0	0	0	0	0	0	0	0	35	35.5	43.1	35 to 45	54.3	26	74.3
02/04/2026	13:00	1	1	1	7	11	5	4	3	0	0	0	0	0	0	0	0	0	0	0	33	33	42.5	25 to 35	54.5	23	69.7
02/04/2026	14:00	0	0	3	6	8	7	6	0	0	0	0	0	0	0	0	0	0	0	0	30	33.3	41.7	30 to 40	50.0	21	70.0
02/04/2026	15:00	1	2	1	8	10	7	10	2	0	0	0	0	0	0	0	0	0	0	0	41	33.8	43	25 to 35	43.9	29	70.7
02/04/2026	16:00	0	0	0	6	6	8	10	6	1	0	0	0	0	0	0	0	0	0	0	37	38.1	45.8	35 to 45	48.6	31	83.8
02/04/2026	17:00	0	0	0	3	4	10	6	4	2	0	0	0	0	0	0	0	0	0	0	29	38.8	47.5	35 to 45	55.2	26	89.7
02/04/2026	18:00	0	0	4	7	9	7	5	2	4	1	0	0	0	0	0	0	0	0	0	39	35.9	47.5	25 to 35	41.0	28	71.8
02/04/2026	19:00	0	0	1	5	9	5	1	1	0	0	0	0	0	0	0	0	0	0	0	22	32.9	39	25 to 35	63.6	16	72.7
02/04/2026	20:00	0	0	1	2	0	6	4	0	0	1	0	0	0	0	0	0	0	0	0	14	37.5	43.8	35 to 45	71.4	11	78.6
02/04/2026	21:00	0	4	2	1	0	0	0	0	0	0	0	0	0	0	0	0	0	0	0	7	20.3	25	15 to 25	85.7	*	*
02/04/2026	22:00	0	0	0	1	0	0	0	0	0	0	0	0	0	0	0	0	0	0	0	1	27	30	20 to 30	100.0	*	*
02/04/2026	23:00	0	0	0	0	0	0	1	0	0	0	0	0	0	0	0	0	0	0	0	1	42	45	35 to 45	100.0	1	100.0
24 Hr Summary		4	8	26	76	135	118	97	41	12	4	0	0	0	0	0	0	0	0	0	521	35.4	43.9	30 to 40	48.6	407	78.1

Incoming Histogram

Honeybourne Road

from Wed-Apr-01-2026-12-00-AM to Fri-Apr-17-2026-02-59-PM

Date	Starting Hr:min	<15	15 to <20	20 to <25	25 to <30	30 to <35	35 to <40	40 to <45	45 to <50	50 to <55	55 to <60	60 to <65	65 to <70	70 to <75	75 to <80	80 to <85	85 to <90	90 to <95	95 to <100	100 to >105	Total Counts	Avg Speed (MPH)	85pet Speed	10MPH Pace	% in pace	# of Speeders	% Speeders
03/04/2026	00:00	0	0	0	0	0	0	0	0	0	0	0	0	0	0	0	0	0	0	0	0	0	0	*	*	*	*
03/04/2026	01:00	0	0	0	0	0	0	0	0	0	0	0	0	0	0	0	0	0	0	0	0	0	0	*	*	*	*
03/04/2026	02:00	0	0	0	0	0	0	0	0	0	0	0	0	0	0	0	0	0	0	0	0	0	0	*	*	*	*
03/04/2026	03:00	0	0	0	0	0	0	1	1	0	0	0	0	0	0	0	0	0	0	0	2	44.5	50	40 to 50	100.0	2	100.0
03/04/2026	04:00	0	0	0	0	0	1	1	0	0	0	0	0	0	0	0	0	0	0	0	2	39.5	45	35 to 45	100.0	2	100.0
03/04/2026	05:00	0	0	0	1	2	1	4	2	0	0	0	0	0	0	0	0	0	0	0	10	39.2	45	40 to 50	60.0	9	90.0
03/04/2026	06:00	0	0	0	2	5	1	3	1	0	1	0	0	0	0	0	0	0	0	0	13	37.2	45	25 to 35	53.8	11	84.6
03/04/2026	07:00	1	0	0	5	2	4	5	4	1	2	0	0	0	0	0	0	0	0	0	24	38.6	48.8	35 to 45	37.5	18	75.0
03/04/2026	08:00	0	0	0	2	8	3	4	1	0	0	0	0	0	0	0	0	0	0	0	18	35.5	42.5	30 to 40	61.1	16	88.9
03/04/2026	09:00	1	1	2	4	8	4	1	5	1	0	0	0	0	0	0	0	0	0	0	27	34	47	25 to 35	44.4	19	70.4
03/04/2026	10:00	0	2	2	6	4	6	4	2	0	0	0	0	0	0	0	0	0	0	0	26	33	42.5	25 to 35	38.5	16	61.5
03/04/2026	11:00	0	0	1	3	9	16	10	2	0	0	0	0	0	0	0	0	0	0	0	41	36.8	43	35 to 45	63.4	37	90.2
03/04/2026	12:00	0	0	0	7	14	11	6	2	4	1	0	0	1	0	0	0	0	0	0	46	37.7	47.5	30 to 40	54.3	39	84.8
03/04/2026	13:00	0	0	2	8	8	2	13	3	2	0	0	0	0	0	0	0	0	0	0	38	36.5	44.6	25 to 35	42.1	28	73.7
03/04/2026	14:00	0	1	2	11	3	5	4	2	1	0	0	0	0	0	0	0	0	0	0	29	33	43.8	25 to 35	48.3	15	51.7
03/04/2026	15:00	1	0	2	5	4	13	5	4	0	0	0	0	0	0	0	0	0	0	0	34	35.3	44	35 to 45	52.9	26	76.5
03/04/2026	16:00	0	2	4	10	3	14	4	1	0	0	0	0	0	0	0	0	0	0	0	38	32.4	39.6	35 to 45	47.4	22	57.9
03/04/2026	17:00	0	0	1	4	1	9	6	1	0	0	0	0	0	0	0	0	0	0	0	22	36.3	43.3	35 to 45	68.2	17	77.3
03/04/2026	18:00	0	0	0	4	7	5	4	0	1	1	0	0	0	0	0	0	0	0	0	22	36.1	43.8	30 to 40	54.5	18	81.8
03/04/2026	19:00	0	0	0	1	8	5	2	1	1	0	0	0	0	0	0	0	0	0	0	18	36.4	42.5	30 to 40	72.2	17	94.4
03/04/2026	20:00	0	0	3	1	4	3	1	1	1	0	0	0	0	0	0	0	0	0	0	14	33.9	45	30 to 40	50.0	10	71.4
03/04/2026	21:00	0	0	1	2	5	4	0	0	0	0	0	0	0	0	0	0	0	0	0	12	32.2	37.5	30 to 40	75.0	9	75.0
03/04/2026	22:00	0	0	0	1	0	0	1	0	1	0	0	0	0	0	0	0	0	0	0	3	40.3	55	20 to 30	33.3	2	66.7
03/04/2026	23:00	0	0	0	1	1	0	0	1	0	0	0	0	0	0	0	0	0	0	0	3	35.3	50	25 to 35	66.7	2	66.7
24 Hr Summary		3	6	20	78	96	107	79	34	13	5	0	0	1	0	0	0	0	0	0	442	35.6	44.2	30 to 40	45.9	335	75.8

Incoming Histogram

Honeybourne Road

from Wed-Apr-01-2026-12-00-AM to Fri-Apr-17-2026-02-59-PM

Date	Starting Hr:min	<15	15 to <20	20 to <25	25 to <30	30 to <35	35 to <40	40 to <45	45 to <50	50 to <55	55 to <60	60 to <65	65 to <70	70 to <75	75 to <80	80 to <85	85 to <90	90 to <95	95 to <100	100 to >105	Total Counts	Avg Speed (MPH)	85pet Speed	10MPH Pace	% in pace	# of Speeders	% Speeders	
04/04/2026	00:00	0	0	0	0	0	1	0	0	0	0	0	0	0	0	0	0	0	0	0	0	1	37	40	30 to 40	100.0	1	100.0
04/04/2026	01:00	0	0	2	1	1	0	0	0	0	0	0	0	0	0	0	0	0	0	0	0	4	26	30	20 to 30	75.0	1	25.0
04/04/2026	02:00	0	0	0	0	1	0	0	0	0	0	0	0	0	0	0	0	0	0	0	0	1	32	35	25 to 35	100.0	1	100.0
04/04/2026	03:00	0	0	0	0	0	1	0	0	0	0	0	0	0	0	0	0	0	0	0	0	1	37	40	30 to 40	100.0	1	100.0
04/04/2026	04:00	0	0	0	0	1	1	1	0	0	0	0	0	0	0	0	0	0	0	0	0	3	37	45	30 to 40	66.7	3	100.0
04/04/2026	05:00	0	0	0	0	0	1	0	0	0	0	0	0	0	0	0	0	0	0	0	0	1	37	40	30 to 40	100.0	1	100.0
04/04/2026	06:00	0	0	0	0	3	3	2	1	0	0	0	0	0	0	0	0	0	0	0	0	9	37.6	45	30 to 40	66.7	9	100.0
04/04/2026	07:00	1	0	1	5	6	3	8	0	1	1	0	0	0	0	0	0	0	0	0	0	26	35.5	43.8	25 to 35	42.3	19	73.1
04/04/2026	08:00	3	1	1	5	3	5	3	2	1	0	0	0	0	0	0	0	0	0	0	0	24	31.9	43.3	25 to 35	33.3	14	58.3
04/04/2026	09:00	0	1	1	12	9	7	9	3	1	0	0	0	0	0	0	0	0	0	0	0	43	34.7	43.9	25 to 35	48.8	29	67.4
04/04/2026	10:00	1	0	3	7	5	10	6	6	0	0	0	0	0	0	0	0	0	0	0	0	38	35.1	45	35 to 45	42.1	27	71.1
04/04/2026	11:00	0	0	2	6	9	11	7	1	0	0	0	0	0	0	0	0	0	0	0	0	36	34.8	42.1	30 to 40	55.6	28	77.8
04/04/2026	12:00	1	1	2	4	10	11	5	4	0	0	0	0	0	0	0	0	0	0	0	0	38	34.6	43	30 to 40	55.3	30	78.9
04/04/2026	13:00	0	1	0	3	9	8	2	7	1	1	0	0	0	0	0	0	0	0	0	0	32	37.8	47.9	30 to 40	53.1	28	87.5
04/04/2026	14:00	0	0	0	8	11	7	3	4	1	0	0	0	0	0	0	0	0	0	0	0	34	35.3	45	25 to 35	55.9	26	76.5
04/04/2026	15:00	0	0	1	7	3	8	6	5	1	0	0	0	0	0	0	0	0	0	0	0	31	37	46	35 to 45	45.2	23	74.2
04/04/2026	16:00	0	1	0	5	7	7	4	1	1	0	0	0	0	0	0	0	0	0	0	0	26	34.9	42.5	30 to 40	53.8	20	76.9
04/04/2026	17:00	0	0	3	6	4	7	3	0	1	0	0	0	0	0	0	0	0	0	0	0	24	33.3	40	30 to 40	45.8	15	62.5
04/04/2026	18:00	0	0	1	4	9	6	2	4	0	0	0	0	0	0	0	0	0	0	0	0	26	35.2	45	30 to 40	57.7	21	80.8
04/04/2026	19:00	0	0	2	3	7	6	2	0	0	0	0	0	0	0	0	0	0	0	0	0	20	32.8	39.2	30 to 40	65.0	15	75.0
04/04/2026	20:00	0	1	2	0	6	0	4	0	0	0	0	0	0	0	0	0	0	0	0	0	13	32.6	42.5	25 to 35	46.2	10	76.9
04/04/2026	21:00	0	0	0	1	2	1	0	1	0	0	0	0	0	0	0	0	0	0	0	0	5	35	40	25 to 35	60.0	4	80.0
04/04/2026	22:00	0	0	0	3	2	1	0	1	0	0	0	0	0	0	0	0	0	0	0	0	7	32.9	40	25 to 35	71.4	4	57.1
04/04/2026	23:00	0	0	0	0	0	1	0	0	0	0	0	0	0	0	0	0	0	0	0	0	1	37	40	30 to 40	100.0	1	100.0
24 Hr Summary		6	6	21	80	108	106	67	40	8	2	0	0	0	0	0	0	0	0	0	0	444	34.9	43.7	30 to 40	48.2	331	74.5

Incoming Histogram

Honeybourne Road

from Wed-Apr-01-2026-12-00-AM to Fri-Apr-17-2026-02-59-PM

Date	Starting Hr:min	<15	15 to <20	20 to <25	25 to <30	30 to <35	35 to <40	40 to <45	45 to <50	50 to <55	55 to <60	60 to <65	65 to <70	70 to <75	75 to <80	80 to <85	85 to <90	90 to <95	95 to <100	100 to >105	Total Counts	Avg Speed (MPH)	85pet Speed	10MPH Pace	% in pace	# of Speeders	% Speeders	
05/04/2026	00:00	0	0	0	0	1	0	1	0	0	0	0	0	0	0	0	0	0	0	0	0	2	37	45	25 to 35	50.0	2	100.0
05/04/2026	01:00	0	0	0	0	0	0	0	0	0	0	0	0	0	0	0	0	0	0	0	0	0	0	0	*	*	*	*
05/04/2026	02:00	0	0	0	0	0	0	0	0	0	0	0	0	0	0	0	0	0	0	0	0	0	0	0	*	*	*	*
05/04/2026	03:00	0	0	0	0	0	0	0	0	0	0	0	0	0	0	0	0	0	0	0	0	0	0	0	*	*	*	*
05/04/2026	04:00	0	0	0	0	0	0	0	0	0	0	0	0	0	0	0	0	0	0	0	0	0	0	0	*	*	*	*
05/04/2026	05:00	0	0	0	0	1	1	0	0	0	0	0	0	0	0	0	0	0	0	0	0	2	34.5	40	30 to 40	100.0	2	100.0
05/04/2026	06:00	0	0	0	0	0	1	2	1	0	0	0	0	0	0	0	0	0	0	0	0	4	42.3	45	35 to 45	75.0	4	100.0
05/04/2026	07:00	0	0	1	1	1	3	1	0	0	0	0	0	0	0	0	0	0	0	0	0	7	33.4	40	30 to 40	57.1	5	71.4
05/04/2026	08:00	0	0	0	4	4	8	4	1	0	0	0	0	0	0	0	0	0	0	0	0	21	35.9	42.5	30 to 40	57.1	17	81.0
05/04/2026	09:00	1	0	1	6	18	10	6	0	0	0	0	0	0	0	0	0	0	0	0	0	42	33.4	40	30 to 40	66.7	34	81.0
05/04/2026	10:00	2	0	1	5	6	6	7	2	1	0	1	0	0	0	0	0	0	0	0	0	31	35.6	44.3	35 to 45	41.9	23	74.2
05/04/2026	11:00	2	1	2	6	10	10	11	1	1	0	0	0	0	0	0	0	0	0	0	0	44	34.1	42.7	35 to 45	47.7	33	75.0
05/04/2026	12:00	1	1	0	8	4	9	5	3	1	1	0	0	0	0	0	0	0	0	0	0	33	35.5	45	35 to 45	42.4	23	69.7
05/04/2026	13:00	1	0	2	3	10	9	2	5	1	0	0	0	0	0	0	0	0	0	0	0	33	35.4	46	30 to 40	57.6	27	81.8
05/04/2026	14:00	0	2	4	5	11	8	7	5	0	0	0	0	0	0	0	0	0	0	0	0	42	34.3	44.3	30 to 40	45.2	31	73.8
05/04/2026	15:00	0	1	3	5	7	5	7	1	0	0	0	0	0	0	0	0	0	0	0	0	29	33.6	42.9	25 to 35	41.4	20	69.0
05/04/2026	16:00	1	0	0	4	12	12	5	4	0	0	0	0	0	0	0	0	0	0	0	0	38	35.5	43	30 to 40	63.2	33	86.8
05/04/2026	17:00	0	0	1	3	5	2	5	1	0	0	0	0	0	0	0	0	0	0	0	0	17	35.1	43	25 to 35	47.1	13	76.5
05/04/2026	18:00	0	1	0	4	8	4	3	3	0	0	0	0	0	0	0	0	0	0	0	0	23	34.8	45	25 to 35	52.2	18	78.3
05/04/2026	19:00	0	0	0	3	3	4	0	0	0	0	0	0	0	0	0	0	0	0	0	0	10	32.6	37.5	30 to 40	70.0	7	70.0
05/04/2026	20:00	0	0	0	2	4	1	2	0	0	0	0	0	0	0	0	0	0	0	0	0	9	33.8	42.5	25 to 35	66.7	7	77.8
05/04/2026	21:00	0	0	0	2	1	1	1	0	0	0	0	0	0	0	0	0	0	0	0	0	5	33	40	25 to 35	60.0	3	60.0
05/04/2026	22:00	0	0	0	1	1	1	1	0	0	0	0	0	0	0	0	0	0	0	0	0	4	34.5	40	25 to 35	50.0	3	75.0
05/04/2026	23:00	0	0	0	1	0	0	0	0	0	0	0	0	0	0	0	0	0	0	0	0	1	27	30	20 to 30	100.0	*	*
24 Hr Summary		8	6	15	63	107	95	70	27	4	1	1	0	0	0	0	0	0	0	0	0	397	34.7	43.1	30 to 40	50.9	305	76.8

Incoming Histogram

Honeybourne Road

from Wed-Apr-01-2026-12-00-AM to Fri-Apr-17-2026-02-59-PM

Date	Starting Hr:min	<15	15 to <20	20 to <25	25 to <30	30 to <35	35 to <40	40 to <45	45 to <50	50 to <55	55 to <60	60 to <65	65 to <70	70 to <75	75 to <80	80 to <85	85 to <90	90 to <95	95 to <100	100 to >105	Total Counts	Avg Speed (MPH)	85pet Speed	10MPH Pace	% in pace	# of Speeders	% Speeders
06/04/2026	00:00	0	0	0	0	0	0	0	0	0	0	0	0	0	0	0	0	0	0	0	0	0	0	*	*	*	*
06/04/2026	01:00	0	0	0	0	0	0	0	0	0	0	0	0	0	0	0	0	0	0	0	0	0	0	*	*	*	*
06/04/2026	02:00	0	0	0	0	0	1	0	0	0	0	0	0	0	0	0	0	0	0	0	1	37	40	30 to 40	100.0	1	100.0
06/04/2026	03:00	0	0	0	0	0	0	0	0	0	0	0	0	0	0	0	0	0	0	0	0	0	0	*	*	*	*
06/04/2026	04:00	0	0	0	1	1	1	2	0	0	0	0	0	0	0	0	0	0	0	0	5	36	42.5	35 to 45	60.0	4	80.0
06/04/2026	05:00	0	0	0	0	1	2	1	1	0	0	0	0	0	0	0	0	0	0	0	5	39	45	30 to 40	60.0	5	100.0
06/04/2026	06:00	1	0	1	2	1	2	2	2	0	1	0	0	0	0	0	0	0	0	0	12	35.8	47.5	35 to 45	33.3	8	66.7
06/04/2026	07:00	0	0	0	1	0	2	2	1	0	0	0	0	0	0	0	0	0	0	0	6	38.7	45	35 to 45	66.7	5	83.3
06/04/2026	08:00	0	0	1	6	6	8	5	3	0	0	0	0	0	0	0	0	0	0	0	29	35.4	44	30 to 40	48.3	22	75.9
06/04/2026	09:00	0	0	0	1	9	6	11	2	0	0	0	0	0	0	0	0	0	0	0	29	37.9	44.1	35 to 45	58.6	28	96.6
06/04/2026	10:00	2	1	2	10	5	9	7	5	1	0	0	0	0	0	0	0	0	0	0	42	34.2	45	35 to 45	38.1	27	64.3
06/04/2026	11:00	1	1	0	5	8	14	4	2	0	0	0	0	0	0	0	0	0	0	0	35	34.5	41.2	30 to 40	62.9	28	80.0
06/04/2026	12:00	0	0	1	3	3	5	9	2	0	0	0	0	0	0	0	0	0	0	0	23	37.3	44.4	35 to 45	60.9	19	82.6
06/04/2026	13:00	2	0	0	2	6	10	3	5	1	1	0	0	0	0	0	0	0	0	0	30	37.2	48	30 to 40	53.3	26	86.7
06/04/2026	14:00	0	0	1	8	8	8	4	1	0	0	0	0	0	0	0	0	0	0	0	30	33.7	41.2	25 to 35	53.3	21	70.0
06/04/2026	15:00	0	1	1	5	11	15	3	2	1	2	0	0	0	0	0	0	0	0	0	41	36	43.3	30 to 40	63.4	34	82.9
06/04/2026	16:00	1	0	1	5	6	7	6	1	1	1	0	0	0	0	0	0	0	0	0	29	35.6	44.2	30 to 40	44.8	22	75.9
06/04/2026	17:00	2	0	2	2	0	7	3	2	1	0	0	0	0	0	0	0	0	0	0	19	34.5	45	35 to 45	52.6	13	68.4
06/04/2026	18:00	0	0	0	1	3	8	2	2	1	0	0	0	0	0	0	0	0	0	0	17	38.5	45	30 to 40	64.7	16	94.1
06/04/2026	19:00	0	0	0	2	3	4	4	0	0	0	0	0	0	0	0	0	0	0	0	13	35.9	42.5	35 to 45	61.5	11	84.6
06/04/2026	20:00	0	0	0	3	3	2	0	0	0	0	0	0	0	0	0	0	0	0	0	8	31.5	37.5	25 to 35	75.0	5	62.5
06/04/2026	21:00	0	0	0	0	0	0	2	0	0	0	0	0	0	0	0	0	0	0	0	2	42	45	35 to 45	100.0	2	100.0
06/04/2026	22:00	0	0	0	0	1	0	0	0	0	0	0	0	0	0	0	0	0	0	0	1	32	35	25 to 35	100.0	1	100.0
06/04/2026	23:00	0	0	0	0	0	0	0	0	0	0	0	0	0	0	0	0	0	0	0	0	0	0	*	*	*	*
24 Hr Summary		9	3	10	57	75	111	70	31	6	5	0	0	0	0	0	0	0	0	0	377	35.8	43.9	30 to 40	49.3	298	79.0

Incoming Histogram

Honeybourne Road

from Wed-Apr-01-2026-12-00-AM to Fri-Apr-17-2026-02-59-PM

Date	Starting Hr:min	<15	15 to <20	20 to <25	25 to <30	30 to <35	35 to <40	40 to <45	45 to <50	50 to <55	55 to <60	60 to <65	65 to <70	70 to <75	75 to <80	80 to <85	85 to <90	90 to <95	95 to <100	100 to >105	Total Counts	Avg Speed (MPH)	85pet Speed	10MPH Pace	% in pace	# of Speeders	% Speeders
07/04/2026	00:00	0	0	0	0	0	0	0	0	0	0	0	0	0	0	0	0	0	0	0	0	0	0	*	*	*	*
07/04/2026	01:00	0	0	0	0	0	0	1	0	0	0	0	0	0	0	0	0	0	0	0	1	42	45	35 to 45	100.0	1	100.0
07/04/2026	02:00	0	0	0	0	0	0	0	1	0	0	0	0	0	0	0	0	0	0	0	1	47	50	40 to 50	100.0	1	100.0
07/04/2026	03:00	0	0	0	0	0	0	0	0	0	0	0	0	0	0	0	0	0	0	0	0	0	0	*	*	*	*
07/04/2026	04:00	0	0	1	0	0	2	4	0	0	0	0	0	0	0	0	0	0	0	0	7	37.7	43.8	35 to 45	85.7	6	85.7
07/04/2026	05:00	0	0	0	4	1	7	3	1	1	1	0	0	0	0	0	0	0	0	0	18	37.9	45	35 to 45	55.6	14	77.8
07/04/2026	06:00	0	0	0	2	5	5	6	3	0	0	0	0	0	0	0	0	0	0	0	21	37.8	45	35 to 45	52.4	19	90.5
07/04/2026	07:00	0	1	0	3	4	8	6	2	0	0	0	0	0	0	0	0	0	0	0	24	36.4	43.3	35 to 45	58.3	20	83.3
07/04/2026	08:00	0	1	3	7	8	8	3	3	1	0	0	0	0	0	0	0	0	0	0	34	33.9	43.3	30 to 40	47.1	23	67.6
07/04/2026	09:00	4	2	2	2	6	11	2	1	1	0	0	0	0	0	0	0	0	0	0	31	31.3	39.5	30 to 40	54.8	21	67.7
07/04/2026	10:00	0	1	2	3	5	8	3	3	1	0	0	0	0	0	0	0	0	0	0	26	35.4	45	30 to 40	50.0	20	76.9
07/04/2026	11:00	1	4	2	10	10	15	4	0	1	0	0	0	0	0	0	0	0	0	0	47	31.9	39.3	30 to 40	53.2	30	63.8
07/04/2026	12:00	1	0	0	3	7	2	5	2	1	0	0	0	0	0	0	0	0	0	0	21	35.7	45	25 to 35	47.6	17	81.0
07/04/2026	13:00	1	0	0	6	6	15	4	2	0	0	0	0	0	0	0	0	0	0	0	34	35.1	41.2	30 to 40	61.8	27	79.4
07/04/2026	14:00	0	0	0	5	11	13	3	4	0	0	0	0	0	0	0	0	0	0	0	36	35.9	43.3	30 to 40	66.7	31	86.1
07/04/2026	15:00	0	1	2	5	8	8	11	2	0	0	0	0	0	0	0	0	0	0	0	37	35.5	43.2	35 to 45	51.4	29	78.4
07/04/2026	16:00	0	1	3	14	14	15	5	2	0	0	0	0	0	0	0	0	0	0	0	54	33	39.7	30 to 40	53.7	36	66.7
07/04/2026	17:00	1	1	4	5	9	6	5	1	0	0	0	0	0	0	0	0	0	0	0	32	32	41	30 to 40	46.9	21	65.6
07/04/2026	18:00	0	0	0	4	6	8	2	1	0	0	0	0	0	0	0	0	0	0	0	21	34.9	40	30 to 40	66.7	17	81.0
07/04/2026	19:00	0	1	0	3	7	5	0	0	0	1	0	0	0	0	0	0	0	0	0	17	33.4	38	30 to 40	70.6	13	76.5
07/04/2026	20:00	0	0	0	5	4	1	3	1	0	0	0	0	0	0	0	0	0	0	0	14	33.9	43.3	25 to 35	64.3	9	64.3
07/04/2026	21:00	0	0	1	3	1	0	0	0	0	0	0	0	0	0	0	0	0	0	0	5	27.2	30	20 to 30	80.0	1	20.0
07/04/2026	22:00	0	0	0	0	1	0	0	1	0	0	0	0	0	0	0	0	0	0	0	2	39.5	50	25 to 35	50.0	2	100.0
07/04/2026	23:00	0	0	0	0	0	0	0	0	0	0	0	0	0	0	0	0	0	0	0	0	0	0	*	*	*	*
24 Hr Summary		8	13	20	84	113	137	70	30	6	2	0	0	0	0	0	0	0	0	0	483	34.3	42.6	30 to 40	51.8	358	74.1

Incoming Histogram

Honeybourne Road

from Wed-Apr-01-2026-12-00-AM to Fri-Apr-17-2026-02-59-PM

Date	Starting Hr:min	<15	15 to <20	20 to <25	25 to <30	30 to <35	35 to <40	40 to <45	45 to <50	50 to <55	55 to <60	60 to <65	65 to <70	70 to <75	75 to <80	80 to <85	85 to <90	90 to <95	95 to <100	100 to >105	Total Counts	Avg Speed (MPH)	85pet Speed	10MPH Pace	% in pace	# of Speeders	% Speeders
08/04/2026	00:00	0	0	0	0	0	0	0	0	0	0	0	0	0	0	0	0	0	0	0	0	0	0	*	*	*	*
08/04/2026	01:00	0	0	0	0	0	0	0	0	0	0	0	0	0	0	0	0	0	0	0	0	0	0	*	*	*	*
08/04/2026	02:00	0	0	0	0	0	0	1	0	0	0	0	0	0	0	0	0	0	0	0	1	47	50	40 to 50	100.0	1	100.0
08/04/2026	03:00	0	0	0	0	0	1	0	0	0	0	0	0	0	0	0	0	0	0	0	1	37	40	30 to 40	100.0	1	100.0
08/04/2026	04:00	0	0	1	0	3	0	2	0	0	0	0	0	0	0	0	0	0	0	0	6	33.8	42.5	25 to 35	50.0	5	83.3
08/04/2026	05:00	0	0	0	0	2	4	3	2	1	0	0	0	0	0	0	0	0	0	0	12	40.3	47.5	35 to 45	58.3	12	100.0
08/04/2026	06:00	2	0	3	5	11	7	10	1	0	0	0	0	0	0	0	0	0	0	0	39	33.7	42.5	30 to 40	46.2	29	74.4
08/04/2026	07:00	0	0	0	2	7	7	8	5	1	1	0	0	0	0	0	0	0	0	0	31	39.5	47	35 to 45	48.4	29	93.5
08/04/2026	08:00	0	0	3	5	9	5	12	1	1	0	0	0	0	0	0	0	0	0	0	36	35.8	43.8	35 to 45	47.2	28	77.8
08/04/2026	09:00	1	1	0	8	5	4	6	1	0	0	0	0	0	0	0	0	0	0	0	26	32.9	42.5	25 to 35	50.0	16	61.5
08/04/2026	10:00	1	4	2	4	4	8	1	0	0	0	0	0	0	0	0	0	0	0	0	24	29.3	38.1	30 to 40	50.0	13	54.2
08/04/2026	11:00	2	0	0	6	10	11	5	1	0	0	0	0	0	0	0	0	0	0	0	35	33.6	41	30 to 40	60.0	27	77.1
08/04/2026	12:00	1	0	0	8	8	8	4	5	0	0	0	0	0	0	0	0	0	0	0	34	35	45	25 to 35	47.1	25	73.5
08/04/2026	13:00	0	0	2	10	12	6	4	4	0	0	0	0	0	0	0	0	0	0	0	38	33.8	42.5	25 to 35	57.9	26	68.4
08/04/2026	14:00	2	1	2	9	12	9	7	3	0	0	0	0	0	0	0	0	0	0	0	45	33	42.1	25 to 35	46.7	31	68.9
08/04/2026	15:00	1	0	3	8	13	10	6	3	1	0	0	0	0	0	0	0	0	0	0	45	34.1	42.5	30 to 40	51.1	33	73.3
08/04/2026	16:00	0	0	4	9	12	9	9	1	1	1	0	0	0	0	0	0	0	0	0	46	34.6	42.8	25 to 35	45.7	33	71.7
08/04/2026	17:00	0	0	1	12	5	12	10	0	2	0	0	0	0	0	0	0	0	0	0	42	35.4	43	35 to 45	52.4	29	69.0
08/04/2026	18:00	0	0	2	10	7	7	3	1	0	0	0	0	0	0	0	0	0	0	0	30	32.5	40	25 to 35	56.7	18	60.0
08/04/2026	19:00	0	0	3	5	4	6	5	3	0	0	0	0	0	0	0	0	0	0	0	26	34.9	44	35 to 45	42.3	18	69.2
08/04/2026	20:00	0	0	0	0	4	1	1	2	0	0	0	0	0	0	0	0	0	0	0	8	37.8	47.5	30 to 40	62.5	8	100.0
08/04/2026	21:00	0	0	0	1	5	1	1	1	1	0	0	0	0	0	0	0	0	0	0	10	36.6	45	25 to 35	60.0	9	90.0
08/04/2026	22:00	0	0	0	0	0	0	0	0	0	0	0	0	0	0	0	0	0	0	0	0	0	0	*	*	*	*
08/04/2026	23:00	0	0	0	0	1	1	0	0	0	0	0	0	0	0	0	0	0	0	0	2	34.5	40	30 to 40	100.0	2	100.0
24 Hr Summary		10	6	26	102	134	117	97	35	8	2	0	0	0	0	0	0	0	0	0	537	34.5	43.1	30 to 40	46.7	393	73.2

Incoming Histogram

Honeybourne Road

from Wed-Apr-01-2026-12-00-AM to Fri-Apr-17-2026-02-59-PM

Date	Starting Hr:min	<15	15 to <20	20 to <25	25 to <30	30 to <35	35 to <40	40 to <45	45 to <50	50 to <55	55 to <60	60 to <65	65 to <70	70 to <75	75 to <80	80 to <85	85 to <90	90 to <95	95 to <100	100 to >105	Total Counts	Avg Speed (MPH)	85pet Speed	10MPH Pace	% in pace	# of Speeders	% Speeders	
09/04/2026	00:00	0	0	0	0	0	0	0	0	0	0	0	0	0	0	0	0	0	0	0	0	0	0	*	*	*	*	
09/04/2026	01:00	0	0	0	0	0	0	0	0	0	0	0	0	0	0	0	0	0	0	0	0	0	0	*	*	*	*	
09/04/2026	02:00	0	0	0	0	0	0	0	0	0	0	0	0	0	0	0	0	0	0	0	0	0	0	*	*	*	*	
09/04/2026	03:00	0	0	0	0	1	1	0	0	0	0	0	0	0	0	0	0	0	0	0	0	2	34.5	40	30 to 40	100.0	2	100.0
09/04/2026	04:00	0	0	0	0	0	1	1	1	0	0	0	0	0	0	0	0	0	0	0	0	3	42	50	35 to 45	66.7	3	100.0
09/04/2026	05:00	0	0	0	2	1	4	4	2	2	0	0	0	0	0	0	0	0	0	0	0	15	40.1	50	35 to 45	53.3	13	86.7
09/04/2026	06:00	0	0	0	1	7	9	6	8	0	0	0	0	0	0	0	0	0	0	0	0	31	39.3	46.9	30 to 40	51.6	30	96.8
09/04/2026	07:00	0	0	1	3	6	5	6	2	1	0	0	0	0	0	0	0	0	0	0	0	24	36.7	44.2	30 to 40	45.8	20	83.3
09/04/2026	08:00	0	0	0	8	5	6	9	1	0	0	0	0	0	0	0	0	0	0	0	0	29	35.5	43.3	35 to 45	51.7	21	72.4
09/04/2026	09:00	1	1	5	9	9	11	3	2	0	0	0	0	0	0	0	0	0	0	0	0	41	31.9	39.5	30 to 40	48.8	25	61.0
09/04/2026	10:00	0	0	5	8	7	7	7	1	0	1	0	0	0	0	0	0	0	0	0	0	36	33.7	42.9	25 to 35	41.7	23	63.9
09/04/2026	11:00	0	1	1	11	8	10	5	0	0	0	0	0	0	0	0	0	0	0	0	0	36	32.7	40	25 to 35	52.8	23	63.9
09/04/2026	12:00	0	0	4	5	15	8	2	1	1	0	0	0	0	0	0	0	0	0	0	0	36	33	39.4	30 to 40	63.9	27	75.0
09/04/2026	13:00	1	2	1	7	7	3	6	1	0	0	0	0	0	0	0	0	0	0	0	0	28	32	42.5	25 to 35	50.0	17	60.7
09/04/2026	14:00	0	0	0	5	8	6	5	2	0	0	0	0	0	0	0	0	0	0	0	0	26	35.5	43	30 to 40	53.8	21	80.8
09/04/2026	15:00	1	0	2	8	3	12	8	2	2	0	0	0	0	0	0	0	0	0	0	0	38	35.7	43.8	35 to 45	52.6	27	71.1
09/04/2026	16:00	0	0	1	7	8	12	8	5	2	0	0	0	0	0	0	0	0	0	0	0	43	37	46	30 to 40	46.5	35	81.4
09/04/2026	17:00	0	0	1	4	3	14	4	4	0	0	0	0	0	0	0	0	0	0	0	0	30	36.9	45	35 to 45	60.0	25	83.3
09/04/2026	18:00	0	0	0	6	6	2	6	2	0	0	0	0	0	0	0	0	0	0	0	0	22	35.4	44.2	25 to 35	54.5	16	72.7
09/04/2026	19:00	0	1	2	3	6	2	1	1	0	0	0	0	0	0	0	0	0	0	0	0	16	31.2	40	25 to 35	56.3	10	62.5
09/04/2026	20:00	0	0	1	3	5	5	1	0	1	0	0	0	0	0	0	0	0	0	0	0	16	33.9	40	30 to 40	62.5	12	75.0
09/04/2026	21:00	0	0	0	3	1	1	2	1	1	0	0	0	0	0	0	0	0	0	0	0	9	37	50	25 to 35	44.4	6	66.7
09/04/2026	22:00	0	0	0	0	1	0	1	1	0	0	0	0	0	0	0	0	0	0	0	0	3	40.3	50	40 to 50	66.7	3	100.0
09/04/2026	23:00	0	0	0	0	2	2	0	0	0	0	0	0	0	0	0	0	0	0	0	0	4	34.8	37.5	30 to 40	100.0	4	100.0
24 Hr Summary		3	5	24	93	109	121	85	37	10	1	0	0	0	0	0	0	0	0	0	0	488	35	43.5	30 to 40	47.1	363	74.4

Incoming Histogram

Honeybourne Road

from Wed-Apr-01-2026-12-00-AM to Fri-Apr-17-2026-02-59-PM

Date	Starting Hr:min	<15	15 to <20	20 to <25	25 to <30	30 to <35	35 to <40	40 to <45	45 to <50	50 to <55	55 to <60	60 to <65	65 to <70	70 to <75	75 to <80	80 to <85	85 to <90	90 to <95	95 to <100	100 to >105	Total Counts	Avg Speed (MPH)	85pet Speed	10MPH Pace	% in pace	# of Speeders	% Speeders
10/04/2026	00:00	0	0	0	0	0	0	1	0	0	0	0	0	0	0	0	0	0	0	0	1	47	50	40 to 50	100.0	1	100.0
10/04/2026	01:00	0	0	0	0	0	0	0	0	0	0	0	0	0	0	0	0	0	0	0	0	0	0	*	*	*	*
10/04/2026	02:00	0	0	0	0	0	0	0	0	0	0	0	0	0	0	0	0	0	0	0	0	0	0	*	*	*	*
10/04/2026	03:00	0	0	0	0	1	1	0	1	0	0	0	0	0	0	0	0	0	0	0	3	38.7	50	30 to 40	66.7	3	100.0
10/04/2026	04:00	0	0	0	1	1	0	2	0	0	0	0	0	0	0	0	0	0	0	0	4	36	42.5	25 to 35	50.0	3	75.0
10/04/2026	05:00	0	0	0	0	1	4	1	3	1	0	0	0	0	0	0	0	0	0	0	10	41.6	48.3	30 to 40	50.0	10	100.0
10/04/2026	06:00	0	0	0	1	6	11	8	1	0	2	0	0	0	0	0	0	0	0	0	29	39	44.4	35 to 45	65.5	28	96.6
10/04/2026	07:00	0	0	2	1	5	8	6	1	0	1	0	0	0	0	0	0	0	0	0	24	37	43.3	35 to 45	58.3	21	87.5
10/04/2026	08:00	0	0	5	5	12	9	7	2	2	0	0	0	0	0	0	0	0	0	0	42	34.9	43.6	30 to 40	50.0	32	76.2
10/04/2026	09:00	2	0	3	4	8	12	11	4	0	0	0	0	0	0	0	0	0	0	0	44	35.4	43.6	35 to 45	52.3	35	79.5
10/04/2026	10:00	1	4	5	5	11	7	3	2	1	0	0	0	0	0	0	0	0	0	0	39	31.1	40	30 to 40	46.2	24	61.5
10/04/2026	11:00	0	1	2	3	6	6	3	5	4	0	0	0	0	0	0	0	0	0	0	30	37.6	50	30 to 40	40.0	24	80.0
10/04/2026	12:00	1	2	2	5	5	8	6	3	2	0	0	0	0	0	0	0	0	0	0	34	34.8	45	35 to 45	41.2	24	70.6
10/04/2026	13:00	0	0	1	4	7	6	6	2	0	0	0	0	0	0	0	0	0	0	0	26	35.7	43.3	30 to 40	50.0	21	80.8
10/04/2026	14:00	0	1	3	11	8	10	3	2	1	0	0	0	0	0	0	0	0	0	0	39	33	40	25 to 35	48.7	24	61.5
10/04/2026	15:00	0	0	1	6	5	13	10	6	0	0	0	0	0	0	0	0	0	0	0	41	37.5	45	35 to 45	56.1	34	82.9
10/04/2026	16:00	0	0	0	4	8	10	12	2	1	0	0	0	0	0	0	0	0	0	0	37	37.7	43.8	35 to 45	59.5	33	89.2
10/04/2026	17:00	1	0	0	5	4	12	3	3	0	0	0	0	0	0	0	0	0	0	0	28	35.3	43.3	30 to 40	57.1	22	78.6
10/04/2026	18:00	0	1	2	7	8	8	7	3	0	0	0	0	0	0	0	0	0	0	0	36	34.6	43.6	30 to 40	44.4	26	72.2
10/04/2026	19:00	0	0	1	1	3	3	1	3	0	0	0	0	0	0	0	0	0	0	0	12	36.6	46.7	30 to 40	50.0	10	83.3
10/04/2026	20:00	0	0	0	6	3	2	3	0	1	0	0	0	0	0	0	0	0	0	0	15	34.1	43.3	25 to 35	60.0	9	60.0
10/04/2026	21:00	0	1	3	5	5	1	1	0	0	0	0	0	0	0	0	0	0	0	0	16	28.8	35	25 to 35	62.5	7	43.8
10/04/2026	22:00	0	0	2	1	2	0	0	0	0	0	0	0	0	0	0	0	0	0	0	5	27.4	32.5	20 to 30	60.0	2	40.0
10/04/2026	23:00	0	0	0	0	1	0	0	0	0	0	0	0	0	0	0	0	0	0	0	1	32	35	25 to 35	100.0	1	100.0
24 Hr Summary		5	10	32	75	110	131	93	44	13	3	0	0	0	0	0	0	0	0	0	516	35.4	44.1	30 to 40	46.7	394	76.4

Incoming Histogram

Honeybourne Road

from Wed-Apr-01-2026-12-00-AM to Fri-Apr-17-2026-02-59-PM

Date	Starting Hr:min	<15	15 to <20	20 to <25	25 to <30	30 to <35	35 to <40	40 to <45	45 to <50	50 to <55	55 to <60	60 to <65	65 to <70	70 to <75	75 to <80	80 to <85	85 to <90	90 to <95	95 to <100	100 to >105	Total Counts	Avg Speed (MPH)	85pet Speed	10MPH Pace	% in pace	# of Speeders	% Speeders	
11/04/2026	00:00	0	0	0	0	0	0	0	0	0	0	0	0	0	0	0	0	0	0	0	0	0	0	*	*	*	*	
11/04/2026	01:00	1	0	0	0	0	0	0	0	0	0	0	0	0	0	0	0	0	0	0	0	1	12	15	5 to 15	100.0	*	*
11/04/2026	02:00	0	0	0	1	1	0	0	0	0	0	0	0	0	0	0	0	0	0	0	0	2	29.5	35	25 to 35	100.0	1	50.0
11/04/2026	03:00	0	0	0	0	0	1	0	0	0	0	0	0	0	0	0	0	0	0	0	0	1	37	40	30 to 40	100.0	1	100.0
11/04/2026	04:00	0	0	0	0	0	0	2	0	0	0	0	0	0	0	0	0	0	0	0	0	2	42.5	45	35 to 45	100.0	2	100.0
11/04/2026	05:00	0	0	0	0	0	0	2	0	0	0	0	0	0	0	0	0	0	0	0	0	2	42	45	35 to 45	100.0	2	100.0
11/04/2026	06:00	0	0	0	1	2	3	2	3	1	0	0	0	0	0	0	0	0	0	0	0	12	39.9	48.3	30 to 40	41.7	11	91.7
11/04/2026	07:00	0	0	1	5	4	3	5	3	0	0	0	0	0	0	0	0	0	0	0	0	21	35.7	45	25 to 35	42.9	15	71.4
11/04/2026	08:00	0	0	1	5	8	4	2	1	0	0	0	0	0	0	0	0	0	0	0	0	21	33.1	40	25 to 35	61.9	15	71.4
11/04/2026	09:00	1	1	1	8	10	14	6	1	0	0	0	0	0	0	0	0	0	0	0	0	42	33.6	40.8	30 to 40	57.1	31	73.8
11/04/2026	10:00	1	2	0	7	9	7	3	3	2	0	0	0	0	0	0	0	0	0	0	0	34	34.1	45	25 to 35	47.1	24	70.6
11/04/2026	11:00	1	0	3	9	8	11	8	7	1	1	0	0	0	0	0	0	0	0	0	0	49	36.1	46.4	30 to 40	38.8	36	73.5
11/04/2026	12:00	1	0	1	12	12	8	8	5	0	1	0	0	0	0	0	0	0	0	0	0	48	35	44.4	25 to 35	50.0	34	70.8
11/04/2026	13:00	2	0	6	2	6	10	6	1	2	0	0	0	0	0	0	0	0	0	0	0	35	33.8	43.3	30 to 40	45.7	25	71.4
11/04/2026	14:00	0	0	1	6	17	6	6	2	0	0	0	0	0	0	0	0	0	0	0	0	38	34.3	41.7	25 to 35	60.5	31	81.6
11/04/2026	15:00	0	1	2	7	8	5	7	1	1	1	0	0	0	0	0	0	0	0	0	0	33	34.8	43.6	25 to 35	45.5	23	69.7
11/04/2026	16:00	0	0	1	2	9	3	4	6	1	0	0	0	0	0	0	0	0	0	0	0	26	37.7	47.5	30 to 40	46.2	23	88.5
11/04/2026	17:00	0	1	0	5	4	9	5	3	1	1	0	0	0	0	0	0	0	0	0	0	29	37.2	46.7	35 to 45	48.3	23	79.3
11/04/2026	18:00	0	0	0	2	7	7	9	0	2	0	0	0	0	0	0	0	0	0	0	0	27	37.9	43.9	35 to 45	59.3	25	92.6
11/04/2026	19:00	0	0	1	1	3	1	1	1	0	0	0	0	0	0	0	0	0	0	0	0	8	33.9	45	25 to 35	50.0	6	75.0
11/04/2026	20:00	0	1	1	4	5	7	0	1	0	0	0	0	0	0	0	0	0	0	0	0	19	32.5	38.6	30 to 40	63.2	13	68.4
11/04/2026	21:00	0	0	0	1	2	1	0	1	0	0	0	0	0	0	0	0	0	0	0	0	5	35	40	25 to 35	60.0	4	80.0
11/04/2026	22:00	0	0	0	0	1	0	1	0	1	0	0	0	0	0	0	0	0	0	0	0	3	42	55	25 to 35	33.3	3	100.0
11/04/2026	23:00	0	0	0	0	0	2	0	0	0	0	0	0	0	0	0	0	0	0	0	0	2	37	40	30 to 40	100.0	2	100.0
24 Hr Summary		7	6	19	78	116	102	77	39	12	4	0	0	0	0	0	0	0	0	0	0	460	35.2	44.1	30 to 40	47.4	350	76.1

Incoming Histogram

Honeybourne Road

from Wed-Apr-01-2026-12-00-AM to Fri-Apr-17-2026-02-59-PM

Date	Starting Hr:min	<15	15 to <20	20 to <25	25 to <30	30 to <35	35 to <40	40 to <45	45 to <50	50 to <55	55 to <60	60 to <65	65 to <70	70 to <75	75 to <80	80 to <85	85 to <90	90 to <95	95 to <100	100 to >105	Total Counts	Avg Speed (MPH)	85pet Speed	10MPH Pace	% in pace	# of Speeders	% Speeders
12/04/2026	00:00	0	0	0	0	0	0	1	0	0	0	0	0	0	0	0	0	0	0	0	1	47	50	40 to 50	100.0	1	100.0
12/04/2026	01:00	0	0	1	0	0	0	0	0	0	0	0	0	0	0	0	0	0	0	0	1	22	25	15 to 25	100.0	*	*
12/04/2026	02:00	0	0	0	0	0	0	0	0	0	0	0	0	0	0	0	0	0	0	0	0	0	0	*	*	*	*
12/04/2026	03:00	0	0	0	0	0	0	0	0	0	0	0	0	0	0	0	0	0	0	0	0	0	0	*	*	*	*
12/04/2026	04:00	0	0	0	1	0	0	0	0	0	0	0	0	0	0	0	0	0	0	0	1	27	30	20 to 30	100.0	*	*
12/04/2026	05:00	0	0	0	0	0	1	3	0	0	0	0	0	0	0	0	0	0	0	0	4	40.8	43.3	35 to 45	100.0	4	100.0
12/04/2026	06:00	0	0	0	2	0	1	0	1	0	0	0	0	0	0	0	0	0	0	0	4	34.8	40	20 to 30	50.0	2	50.0
12/04/2026	07:00	0	0	2	4	2	1	2	3	1	0	0	0	0	0	0	0	0	0	0	15	35.3	48.3	20 to 30	40.0	9	60.0
12/04/2026	08:00	1	0	4	3	8	7	3	3	0	0	0	0	0	0	0	0	0	0	0	29	33.4	43.3	30 to 40	51.7	21	72.4
12/04/2026	09:00	0	0	2	6	6	5	2	2	1	0	0	0	0	0	0	0	0	0	0	24	34	42.5	25 to 35	50.0	16	66.7
12/04/2026	10:00	1	1	2	6	7	4	9	2	0	0	0	0	0	0	0	0	0	0	0	32	33.9	43.3	25 to 35	40.6	22	68.8
12/04/2026	11:00	0	1	1	7	8	6	8	2	1	0	0	0	0	0	0	0	0	0	0	34	35.1	43.8	25 to 35	44.1	25	73.5
12/04/2026	12:00	0	0	0	1	6	11	4	3	3	0	0	0	0	0	0	0	0	0	0	28	39.2	48.3	30 to 40	60.7	27	96.4
12/04/2026	13:00	0	0	0	6	7	4	14	0	1	0	0	0	0	0	0	0	0	0	0	32	36.9	43.6	35 to 45	56.3	26	81.3
12/04/2026	14:00	2	0	3	2	7	8	10	2	1	0	0	0	0	0	0	0	0	0	0	35	35.2	44	35 to 45	51.4	28	80.0
12/04/2026	15:00	0	0	0	5	7	3	2	4	1	0	0	0	0	0	0	0	0	0	0	22	36.2	47.5	25 to 35	54.5	17	77.3
12/04/2026	16:00	0	0	1	5	9	7	7	3	1	0	1	0	0	0	0	0	0	0	0	34	37	45	30 to 40	47.1	28	82.4
12/04/2026	17:00	0	0	1	5	3	8	4	2	0	0	0	0	0	0	0	0	0	0	0	23	35.5	43.8	35 to 45	52.2	17	73.9
12/04/2026	18:00	0	0	0	3	5	1	4	3	0	0	0	0	0	0	0	0	0	0	0	16	36.8	46.7	25 to 35	50.0	13	81.3
12/04/2026	19:00	0	0	1	3	2	2	0	0	1	0	0	0	0	0	0	0	0	0	0	9	32.6	40	25 to 35	55.6	5	55.6
12/04/2026	20:00	0	0	0	0	2	0	2	0	0	0	0	0	0	0	0	0	0	0	0	4	37	42.5	25 to 35	50.0	4	100.0
12/04/2026	21:00	0	0	0	0	0	0	0	0	0	0	0	0	0	0	0	0	0	0	0	0	0	0	*	*	*	*
12/04/2026	22:00	0	0	0	0	1	0	0	0	0	0	0	0	0	0	0	0	0	0	0	1	32	35	25 to 35	100.0	1	100.0
12/04/2026	23:00	0	0	0	0	0	0	0	0	0	0	0	0	0	0	0	0	0	0	0	0	0	0	*	*	*	*
24 Hr Summary		4	2	18	59	80	69	74	31	11	0	1	0	0	0	0	0	0	0	0	349	35.6	44.4	30 to 40	42.7	266	76.2

Incoming Histogram

Honeybourne Road

from Wed-Apr-01-2026-12-00-AM to Fri-Apr-17-2026-02-59-PM

Date	Starting Hr:min	<15	15 to <20	20 to <25	25 to <30	30 to <35	35 to <40	40 to <45	45 to <50	50 to <55	55 to <60	60 to <65	65 to <70	70 to <75	75 to <80	80 to <85	85 to <90	90 to <95	95 to <100	100 to >105	Total Counts	Avg Speed (MPH)	85pet Speed	10MPH Pace	% in pace	# of Speeders	% Speeders	
13/04/2026	00:00	0	0	0	0	0	0	1	0	0	0	0	0	0	0	0	0	0	0	0	0	1	42	45	35 to 45	100.0	1	100.0
13/04/2026	01:00	0	0	0	0	0	0	0	0	0	0	0	0	0	0	0	0	0	0	0	0	0	0	0	*	*	*	*
13/04/2026	02:00	0	0	0	0	0	0	0	0	0	0	0	0	0	0	0	0	0	0	0	0	0	0	0	*	*	*	*
13/04/2026	03:00	0	0	0	0	0	0	0	0	0	0	0	0	0	0	0	0	0	0	0	0	0	0	0	*	*	*	*
13/04/2026	04:00	0	0	0	0	0	0	1	2	1	0	0	0	0	0	0	0	0	0	0	0	4	47	50	40 to 50	75.0	4	100.0
13/04/2026	05:00	0	0	0	1	5	5	8	0	2	0	0	0	0	0	0	0	0	0	0	0	21	38.8	44.4	35 to 45	61.9	20	95.2
13/04/2026	06:00	0	0	1	5	14	10	11	5	0	1	0	0	0	0	0	0	0	0	0	0	47	37	44.5	30 to 40	51.1	41	87.2
13/04/2026	07:00	0	1	0	4	14	13	6	3	0	0	0	0	0	0	0	0	0	0	0	0	41	35.6	42.5	30 to 40	65.9	36	87.8
13/04/2026	08:00	0	0	1	3	8	7	6	3	1	1	0	0	0	0	0	0	0	0	0	0	30	37.6	46.7	30 to 40	50.0	26	86.7
13/04/2026	09:00	0	2	0	5	6	9	5	0	2	0	0	0	0	0	0	0	0	0	0	0	29	34.9	43	30 to 40	51.7	22	75.9
13/04/2026	10:00	0	0	3	4	10	7	5	0	1	0	0	0	0	0	0	0	0	0	0	0	30	34	42	30 to 40	56.7	23	76.7
13/04/2026	11:00	1	0	1	8	11	11	6	1	0	0	0	0	0	0	0	0	0	0	0	0	39	33.8	40.8	30 to 40	56.4	29	74.4
13/04/2026	12:00	1	0	0	5	13	10	3	1	1	0	0	0	0	0	0	0	0	0	0	0	34	34.2	40	30 to 40	67.6	28	82.4
13/04/2026	13:00	1	2	0	11	8	12	6	2	0	0	0	0	0	0	0	0	0	0	0	0	42	33.3	41.7	30 to 40	47.6	28	66.7
13/04/2026	14:00	0	0	0	3	6	12	6	1	1	0	1	0	0	0	0	0	0	0	0	0	30	37.8	44.2	30 to 40	60.0	27	90.0
13/04/2026	15:00	0	0	1	4	11	14	8	4	1	1	0	0	0	0	0	0	0	0	0	0	44	37.3	44.4	30 to 40	56.8	39	88.6
13/04/2026	16:00	1	2	1	12	6	7	7	3	1	0	0	0	0	0	0	0	0	0	0	0	40	33.4	43.6	25 to 35	45.0	24	60.0
13/04/2026	17:00	1	3	2	7	5	9	7	3	1	0	0	0	0	0	0	0	0	0	0	0	38	33.7	43.6	35 to 45	42.1	25	65.8
13/04/2026	18:00	0	1	0	3	5	5	3	1	1	0	0	1	0	0	0	0	0	0	0	0	20	36.8	45	30 to 40	50.0	16	80.0
13/04/2026	19:00	0	0	0	0	1	3	3	0	0	0	0	0	0	0	0	0	0	0	0	0	7	38.6	43.3	35 to 45	85.7	7	100.0
13/04/2026	20:00	0	0	0	7	5	3	2	0	0	0	0	0	0	0	0	0	0	0	0	0	17	32.2	38.3	25 to 35	70.6	10	58.8
13/04/2026	21:00	0	0	0	3	1	0	0	1	1	0	0	0	0	0	0	0	0	0	0	0	6	35.5	50	25 to 35	66.7	3	50.0
13/04/2026	22:00	0	0	0	0	0	0	0	0	0	0	0	0	0	0	0	0	0	0	0	0	0	0	0	*	*	*	*
13/04/2026	23:00	0	0	0	1	0	0	0	0	0	0	0	0	0	0	0	0	0	0	0	0	1	27	30	20 to 30	100.0	*	*
24 Hr Summary		5	11	10	86	129	137	94	30	14	3	1	1	0	0	0	0	0	0	0	0	521	35.4	43.5	30 to 40	51.1	409	78.5

Incoming Histogram

Honeybourne Road

from Wed-Apr-01-2026-12-00-AM to Fri-Apr-17-2026-02-59-PM

Date	Starting Hr:min	<15	15 to <20	20 to <25	25 to <30	30 to <35	35 to <40	40 to <45	45 to <50	50 to <55	55 to <60	60 to <65	65 to <70	70 to <75	75 to <80	80 to <85	85 to <90	90 to <95	95 to <100	100 to >105	Total Counts	Avg Speed (MPH)	85pet Speed	10MPH Pace	% in pace	# of Speeders	% Speeders	
14/04/2026	00:00	0	0	0	1	0	0	0	0	0	0	0	0	0	0	0	0	0	0	0	0	1	27	30	20 to 30	100.0	*	*
14/04/2026	01:00	0	0	0	0	0	0	0	0	0	0	0	0	0	0	0	0	0	0	0	0	0	0	0	*	*	*	*
14/04/2026	02:00	0	0	0	0	0	0	0	0	0	0	0	0	0	0	0	0	0	0	0	0	0	0	0	*	*	*	*
14/04/2026	03:00	0	0	0	0	1	1	0	0	0	0	0	0	0	0	0	0	0	0	0	0	2	34.5	40	30 to 40	100.0	2	100.0
14/04/2026	04:00	0	0	0	0	0	0	1	1	0	0	0	0	0	0	0	0	0	0	0	0	2	44.5	50	40 to 50	100.0	2	100.0
14/04/2026	05:00	0	0	1	3	1	5	3	4	1	0	0	0	0	0	0	0	0	0	0	0	18	38.2	47.5	35 to 45	44.4	14	77.8
14/04/2026	06:00	0	1	4	6	9	11	9	7	1	1	0	0	0	0	0	0	0	0	0	0	49	36.6	46.4	30 to 40	40.8	38	77.6
14/04/2026	07:00	0	3	2	5	10	8	13	5	1	1	0	0	0	0	0	0	0	0	0	0	48	36.4	45	35 to 45	43.8	38	79.2
14/04/2026	08:00	0	1	0	6	11	9	3	4	1	0	0	0	0	0	0	0	0	0	0	0	35	35.4	45	30 to 40	57.1	28	80.0
14/04/2026	09:00	0	1	4	9	6	6	5	2	2	1	0	0	0	0	0	0	0	0	0	0	36	34.3	45	25 to 35	41.7	22	61.1
14/04/2026	10:00	0	1	2	4	7	7	4	1	0	0	0	0	0	0	0	0	0	0	0	0	26	33.5	41.2	30 to 40	53.8	19	73.1
14/04/2026	11:00	0	0	3	8	6	10	2	2	0	0	0	0	0	0	0	0	0	0	0	0	31	33.2	39.5	30 to 40	51.6	20	64.5
14/04/2026	12:00	0	0	0	5	7	8	1	1	1	0	0	0	0	0	0	0	0	0	0	0	23	34.7	40	30 to 40	65.2	18	78.3
14/04/2026	13:00	4	1	3	14	4	5	6	4	1	0	0	0	0	0	0	0	0	0	0	0	42	31.4	44.2	25 to 35	42.9	20	47.6
14/04/2026	14:00	0	1	2	5	10	11	4	2	0	0	0	0	0	0	0	0	0	0	0	0	35	34.1	41.2	30 to 40	60.0	27	77.1
14/04/2026	15:00	0	1	1	8	9	13	9	2	1	0	0	0	0	0	0	0	0	0	0	0	44	35.4	42.8	30 to 40	50.0	34	77.3
14/04/2026	16:00	1	0	0	11	10	12	7	5	1	0	0	0	0	0	0	0	0	0	0	0	47	35.4	44.3	30 to 40	46.8	35	74.5
14/04/2026	17:00	0	2	1	7	9	8	7	2	1	0	0	0	0	0	0	0	0	0	0	0	37	34.4	42.9	30 to 40	45.9	27	73.0
14/04/2026	18:00	0	1	1	2	4	4	7	0	0	0	0	0	0	0	0	0	0	0	0	0	19	35	42.9	35 to 45	57.9	15	78.9
14/04/2026	19:00	0	0	0	4	3	6	1	1	1	0	0	0	0	0	0	0	0	0	0	0	16	35.5	45	30 to 40	56.3	12	75.0
14/04/2026	20:00	0	1	2	5	1	3	0	0	0	0	0	0	0	0	0	0	0	0	0	0	12	28.3	36.7	20 to 30	58.3	4	33.3
14/04/2026	21:00	0	0	1	0	1	1	0	1	0	0	0	0	0	0	0	0	0	0	0	0	4	34.5	40	30 to 40	50.0	3	75.0
14/04/2026	22:00	0	0	0	0	0	0	0	0	0	0	0	0	0	0	0	0	0	0	0	0	0	0	0	*	*	*	*
14/04/2026	23:00	0	0	0	0	0	1	0	0	0	0	0	0	0	0	0	0	0	0	0	0	1	37	40	30 to 40	100.0	1	100.0
24 Hr Summary		5	14	27	103	109	129	82	44	12	3	0	0	0	0	0	0	0	0	0	528	34.7	43.8	30 to 40	45.1	379	71.8	

Incoming Histogram

Honeybourne Road

from Wed-Apr-01-2026-12-00-AM to Fri-Apr-17-2026-02-59-PM

Date	Starting Hr:min	<15	15 to <20	20 to <25	25 to <30	30 to <35	35 to <40	40 to <45	45 to <50	50 to <55	55 to <60	60 to <65	65 to <70	70 to <75	75 to <80	80 to <85	85 to <90	90 to <95	95 to <100	100 to >105	Total Counts	Avg Speed (MPH)	85pet Speed	10MPH Pace	% in pace	# of Speeders	% Speeders	
15/04/2026	00:00	0	0	0	0	0	0	0	0	0	0	0	0	0	0	0	0	0	0	0	0	0	0	*	*	*	*	
15/04/2026	01:00	0	0	0	0	0	0	0	0	0	0	0	0	0	0	0	0	0	0	0	0	0	0	*	*	*	*	
15/04/2026	02:00	0	0	0	0	0	0	0	0	0	0	0	0	0	0	0	0	0	0	0	0	0	0	*	*	*	*	
15/04/2026	03:00	0	0	0	1	0	1	0	0	0	0	0	0	0	0	0	0	0	0	0	0	2	32	40	20 to 30	50.0	1	50.0
15/04/2026	04:00	0	0	0	0	0	1	1	1	0	0	0	0	0	0	0	0	0	0	0	0	3	42	50	35 to 45	66.7	3	100.0
15/04/2026	05:00	0	0	0	1	2	6	3	2	0	1	0	0	0	0	0	0	0	0	0	0	15	39.5	47.5	35 to 45	60.0	14	93.3
15/04/2026	06:00	0	1	3	4	9	8	3	4	2	1	0	0	0	0	0	0	0	0	0	0	35	35.9	47.5	30 to 40	48.6	27	77.1
15/04/2026	07:00	0	0	7	7	4	11	11	6	4	2	0	0	0	0	0	0	0	0	0	0	52	37.6	48.3	35 to 45	42.3	38	73.1
15/04/2026	08:00	0	1	4	4	6	10	8	4	1	0	0	0	0	0	0	0	0	0	0	0	38	35.8	44.4	35 to 45	47.4	29	76.3
15/04/2026	09:00	1	0	0	2	4	7	6	2	0	1	1	0	0	0	0	0	0	0	0	0	24	38.4	45	35 to 45	54.2	21	87.5
15/04/2026	10:00	0	0	1	4	7	5	5	0	0	0	0	0	0	0	0	0	0	0	0	0	22	34.2	42	30 to 40	54.5	17	77.3
15/04/2026	11:00	0	1	1	5	7	14	3	3	0	0	0	0	0	0	0	0	0	0	0	0	34	34.9	41.7	30 to 40	61.8	27	79.4
15/04/2026	12:00	0	0	1	2	7	7	2	4	1	1	0	0	0	0	0	0	0	0	0	0	25	37.7	47.5	30 to 40	56.0	22	88.0
15/04/2026	13:00	0	0	4	5	8	14	7	2	0	0	0	0	0	0	0	0	0	0	0	0	40	34.8	42.1	30 to 40	55.0	31	77.5
15/04/2026	14:00	0	1	1	4	8	14	11	1	1	0	0	0	0	0	0	0	0	0	0	0	41	36.4	43.2	35 to 45	61.0	35	85.4
15/04/2026	15:00	0	0	4	8	5	8	4	4	1	3	0	0	0	0	0	0	0	0	0	0	37	36.4	47.5	25 to 35	35.1	25	67.6
15/04/2026	16:00	0	1	2	9	8	8	4	3	1	1	0	0	0	0	0	0	0	0	0	0	37	34.6	43.8	25 to 35	45.9	25	67.6
15/04/2026	17:00	0	0	1	4	12	16	6	3	0	0	0	0	0	0	0	0	0	0	0	0	42	35.9	42.5	30 to 40	66.7	37	88.1
15/04/2026	18:00	0	0	0	0	2	7	6	0	0	0	1	0	0	0	0	0	0	0	0	0	16	40	44.2	35 to 45	81.3	16	100.0
15/04/2026	19:00	0	0	1	4	8	6	5	1	1	0	0	0	0	0	0	0	0	0	0	0	26	35.5	43	30 to 40	53.8	21	80.8
15/04/2026	20:00	0	0	0	1	3	2	3	0	0	0	0	0	0	0	0	0	0	0	0	0	9	35.9	43.3	30 to 40	55.6	8	88.9
15/04/2026	21:00	0	0	0	0	4	0	0	0	0	0	0	0	0	0	0	0	0	0	0	0	4	32	33.8	25 to 35	100.0	4	100.0
15/04/2026	22:00	0	0	0	1	0	1	0	0	0	0	0	0	0	0	0	0	0	0	0	0	2	32	40	20 to 30	50.0	1	50.0
15/04/2026	23:00	0	0	0	0	0	0	0	0	0	0	0	0	0	0	0	0	0	0	0	0	0	0	*	*	*	*	
24 Hr Summary		1	5	30	66	104	146	88	40	12	10	2	0	0	0	0	0	0	0	0	0	504	36.2	44.3	30 to 40	49.6	402	79.8

Incoming Histogram

Honeybourne Road

from Wed-Apr-01-2026-12-00-AM to Fri-Apr-17-2026-02-59-PM

Date	Starting Hr:min	<15	15 to <20	20 to <25	25 to <30	30 to <35	35 to <40	40 to <45	45 to <50	50 to <55	55 to <60	60 to <65	65 to <70	70 to <75	75 to <80	80 to <85	85 to <90	90 to <95	95 to <100	100 to >105	Total Counts	Avg Speed (MPH)	85pet Speed	10MPH Pace	% in pace	# of Speeders	% Speeders	
16/04/2026	00:00	0	0	0	0	0	1	0	0	0	0	0	0	0	0	0	0	0	0	0	0	1	37	40	30 to 40	100.0	1	100.0
16/04/2026	01:00	0	0	0	0	0	0	0	0	0	0	0	0	0	0	0	0	0	0	0	0	0	0	0	*	*	*	*
16/04/2026	02:00	0	0	0	0	0	1	1	0	0	0	0	0	0	0	0	0	0	0	0	0	2	39.5	45	35 to 45	100.0	2	100.0
16/04/2026	03:00	0	0	0	0	0	1	0	0	0	0	0	0	0	0	0	0	0	0	0	0	1	37	40	30 to 40	100.0	1	100.0
16/04/2026	04:00	0	0	0	0	1	1	3	0	0	0	0	0	0	0	0	0	0	0	0	0	5	39	43.3	35 to 45	80.0	5	100.0
16/04/2026	05:00	0	0	0	2	1	6	3	6	0	0	0	0	0	0	0	0	0	0	0	0	18	39.9	47.5	35 to 45	50.0	16	88.9
16/04/2026	06:00	1	1	1	5	9	9	13	5	0	0	0	0	0	0	0	0	0	0	0	0	44	36.4	44.2	35 to 45	50.0	36	81.8
16/04/2026	07:00	1	0	2	5	9	7	6	5	0	0	0	1	0	0	0	0	0	0	0	0	36	36.1	46	30 to 40	44.4	28	77.8
16/04/2026	08:00	0	1	0	6	10	3	7	6	0	0	0	0	0	0	0	0	0	0	0	0	33	36.2	45.8	25 to 35	48.5	26	78.8
16/04/2026	09:00	1	3	3	4	9	5	3	2	0	0	0	0	0	0	0	0	0	0	0	0	30	31.2	41.7	30 to 40	46.7	19	63.3
16/04/2026	10:00	0	0	3	4	12	8	1	2	0	0	0	0	0	0	0	0	0	0	0	0	30	33.2	39.4	30 to 40	66.7	23	76.7
16/04/2026	11:00	0	1	3	5	10	6	8	2	0	1	0	0	0	0	0	0	0	0	0	0	36	34.8	43.8	30 to 40	44.4	27	75.0
16/04/2026	12:00	0	2	5	10	11	7	2	1	0	0	0	0	0	0	0	0	0	0	0	0	38	30.7	37.9	25 to 35	55.3	21	55.3
16/04/2026	13:00	1	1	7	5	12	6	8	1	1	0	0	0	0	0	0	0	0	0	0	0	42	32.5	42.5	30 to 40	42.9	28	66.7
16/04/2026	14:00	0	1	1	4	8	3	12	5	0	0	0	0	0	0	0	0	0	0	0	0	34	37	45	40 to 50	50.0	28	82.4
16/04/2026	15:00	0	0	2	11	11	11	11	5	1	0	0	0	0	0	0	0	0	0	0	0	52	35.8	44.1	25 to 35	42.3	39	75.0
16/04/2026	16:00	0	1	3	11	11	14	4	5	2	0	0	0	0	0	0	0	0	0	0	0	51	34.6	43.8	30 to 40	49.0	36	70.6
16/04/2026	17:00	1	3	0	3	6	14	8	3	0	0	0	0	0	0	0	0	0	0	0	0	38	35.3	43.1	35 to 45	57.9	31	81.6
16/04/2026	18:00	0	3	4	4	6	3	5	1	0	0	0	0	0	0	0	0	0	0	0	0	26	31.1	42	25 to 35	38.5	15	57.7
16/04/2026	19:00	0	1	0	2	8	6	4	1	0	0	0	0	0	0	0	0	0	0	0	0	22	34.8	42.5	30 to 40	63.6	19	86.4
16/04/2026	20:00	0	0	0	1	1	4	2	0	0	0	0	0	0	0	0	0	0	0	0	0	8	36.4	42.5	35 to 45	75.0	7	87.5
16/04/2026	21:00	0	0	0	0	0	1	0	0	0	0	0	0	0	0	0	0	0	0	0	0	1	37	40	30 to 40	100.0	1	100.0
16/04/2026	22:00	0	0	0	0	0	0	0	0	0	0	0	0	0	0	0	0	0	0	0	0	0	0	0	*	*	*	*
16/04/2026	23:00	0	0	0	1	0	1	0	0	0	0	0	0	0	0	0	0	0	0	0	0	2	32	40	20 to 30	50.0	1	50.0
24 Hr Summary		5	18	34	83	135	118	101	50	4	1	0	1	0	0	0	0	0	0	0	0	550	34.7	43.7	30 to 40	46.0	410	74.5

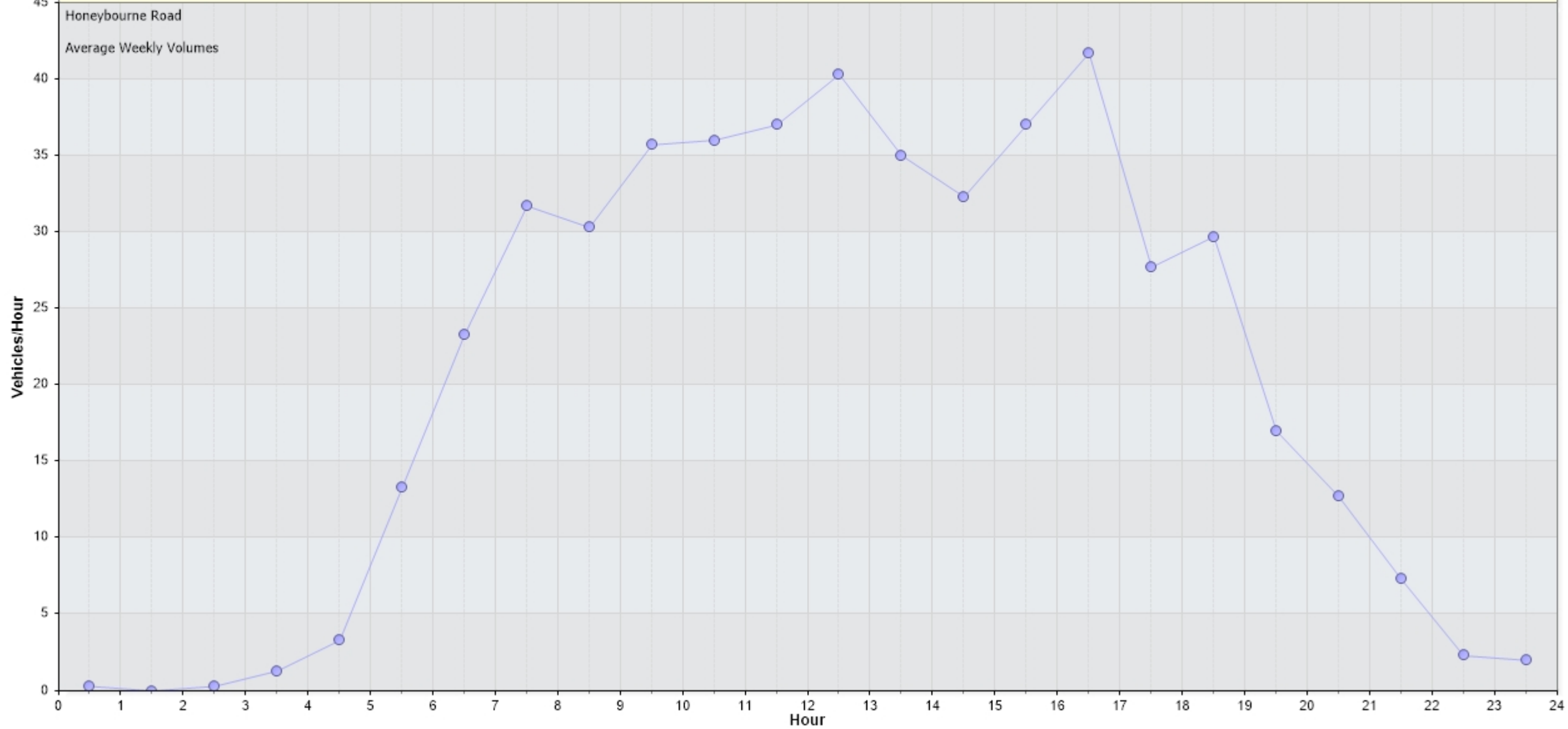
Incoming Histogram

Honeybourne Road

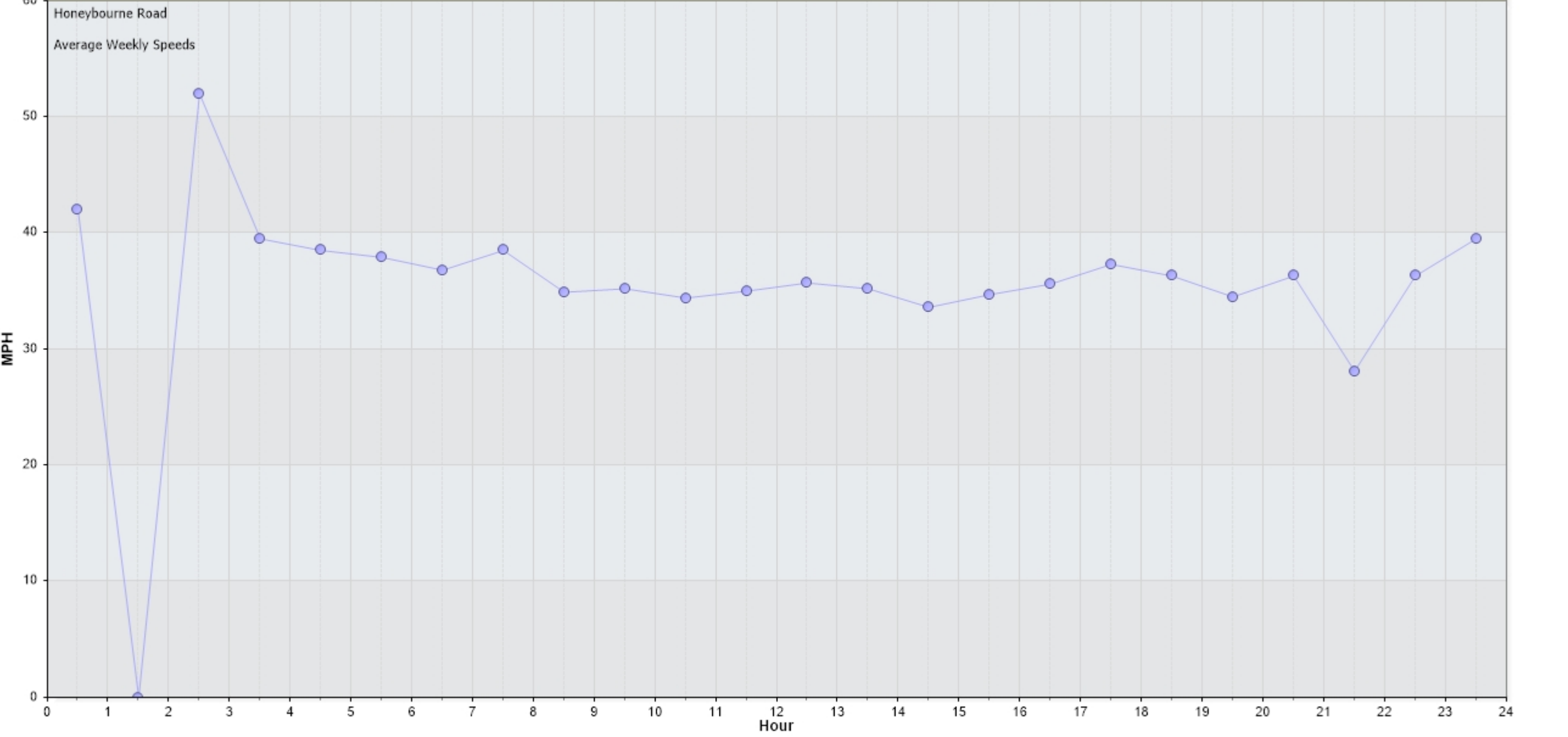
from Wed-Apr-01-2026-12-00-AM to Fri-Apr-17-2026-02-59-PM

Date	Starting Hr:min	<15	15 to <20	20 to <25	25 to <30	30 to <35	35 to <40	40 to <45	45 to <50	50 to <55	55 to <60	60 to <65	65 to <70	70 to <75	75 to <80	80 to <85	85 to <90	90 to <95	95 to <100	100 to >105	Total Counts	Avg Speed (MPH)	85pet Speed	10MPH Pace	% in pace	# of Speeders	% Speeders	
17/04/2026	00:00	0	0	0	0	0	0	0	0	0	0	0	0	0	0	0	0	0	0	0	0	0	0	*	*	*	*	
17/04/2026	01:00	0	0	0	0	0	0	0	0	0	0	0	0	0	0	0	0	0	0	0	0	0	0	*	*	*	*	
17/04/2026	02:00	0	0	0	0	0	0	0	1	0	0	0	0	0	0	0	0	0	0	0	1	47	50	40 to 50	100.0	1	100.0	
17/04/2026	03:00	0	0	0	0	1	0	0	0	1	0	0	0	0	0	0	0	0	0	0	2	42	55	25 to 35	50.0	2	100.0	
17/04/2026	04:00	0	0	0	0	0	0	0	0	1	0	0	0	0	0	0	0	0	0	0	1	52	55	45 to 55	100.0	1	100.0	
17/04/2026	05:00	0	0	0	0	3	8	2	4	0	0	0	0	0	0	0	0	0	0	0	17	39.2	46.2	30 to 40	64.7	17	100.0	
17/04/2026	06:00	0	1	1	4	5	9	7	1	2	0	0	0	0	0	0	0	0	0	0	30	36.4	44.3	35 to 45	53.3	24	80.0	
17/04/2026	07:00	0	2	0	4	7	8	9	3	2	0	0	0	0	0	0	0	0	0	0	35	36.9	45	35 to 45	48.6	29	82.9	
17/04/2026	08:00	1	0	2	12	7	12	8	1	0	1	0	0	0	0	0	0	0	0	0	44	34.1	41.9	35 to 45	45.5	29	65.9	
17/04/2026	09:00	2	0	1	7	14	1	3	2	0	0	0	0	0	0	0	0	0	0	0	30	31.5	41.7	25 to 35	70.0	20	66.7	
17/04/2026	10:00	0	0	1	4	2	5	10	2	2	0	0	0	0	0	0	0	0	0	0	26	38.5	45	35 to 45	57.7	21	80.8	
17/04/2026	11:00	0	0	5	7	13	7	2	2	0	1	0	0	0	0	0	0	0	0	0	37	32.9	39.3	25 to 35	54.1	25	67.6	
17/04/2026	12:00	0	0	3	7	4	7	7	4	1	0	0	0	0	0	0	0	0	0	0	33	35.8	45	35 to 45	42.4	23	69.7	
17/04/2026	13:00	0	0	4	2	4	3	2	2	0	0	0	0	0	0	0	0	0	0	0	17	32.9	42.5	30 to 40	41.2	11	64.7	
17/04/2026	14:00	0	0	0	0	0	0	0	0	0	0	0	0	0	0	0	0	0	0	0	0	0	0	*	*	*	*	
17/04/2026	15:00	*	*	*	*	*	*	*	*	*	*	*	*	*	*	*	*	*	*	*	*	*	*	*	*	*	*	*
17/04/2026	16:00	*	*	*	*	*	*	*	*	*	*	*	*	*	*	*	*	*	*	*	*	*	*	*	*	*	*	*
17/04/2026	17:00	*	*	*	*	*	*	*	*	*	*	*	*	*	*	*	*	*	*	*	*	*	*	*	*	*	*	*
17/04/2026	18:00	*	*	*	*	*	*	*	*	*	*	*	*	*	*	*	*	*	*	*	*	*	*	*	*	*	*	*
17/04/2026	19:00	*	*	*	*	*	*	*	*	*	*	*	*	*	*	*	*	*	*	*	*	*	*	*	*	*	*	*
17/04/2026	20:00	*	*	*	*	*	*	*	*	*	*	*	*	*	*	*	*	*	*	*	*	*	*	*	*	*	*	*
17/04/2026	21:00	*	*	*	*	*	*	*	*	*	*	*	*	*	*	*	*	*	*	*	*	*	*	*	*	*	*	*
17/04/2026	22:00	*	*	*	*	*	*	*	*	*	*	*	*	*	*	*	*	*	*	*	*	*	*	*	*	*	*	*
17/04/2026	23:00	*	*	*	*	*	*	*	*	*	*	*	*	*	*	*	*	*	*	*	*	*	*	*	*	*	*	*
24 Hr Summary		3	3	17	47	60	60	50	22	9	2	0	0	0	0	0	0	0	0	0	273	35.3	44.2	30 to 40	44.0	203	74.4	

Incoming: Average Hourly Volume for Week of 30/03/2026
Average Counts By Hour (30/03/2026) — Average Counts By Hour (30/03/2026)



Incoming: Average Hourly WEEKDAY Speeds for Week of 30/03/2026
Average Hourly WEEKDAY Speeds By Hour (30/03/2026) — Average Hourly WEEKDAY Speeds By Hour (30/03/2026)

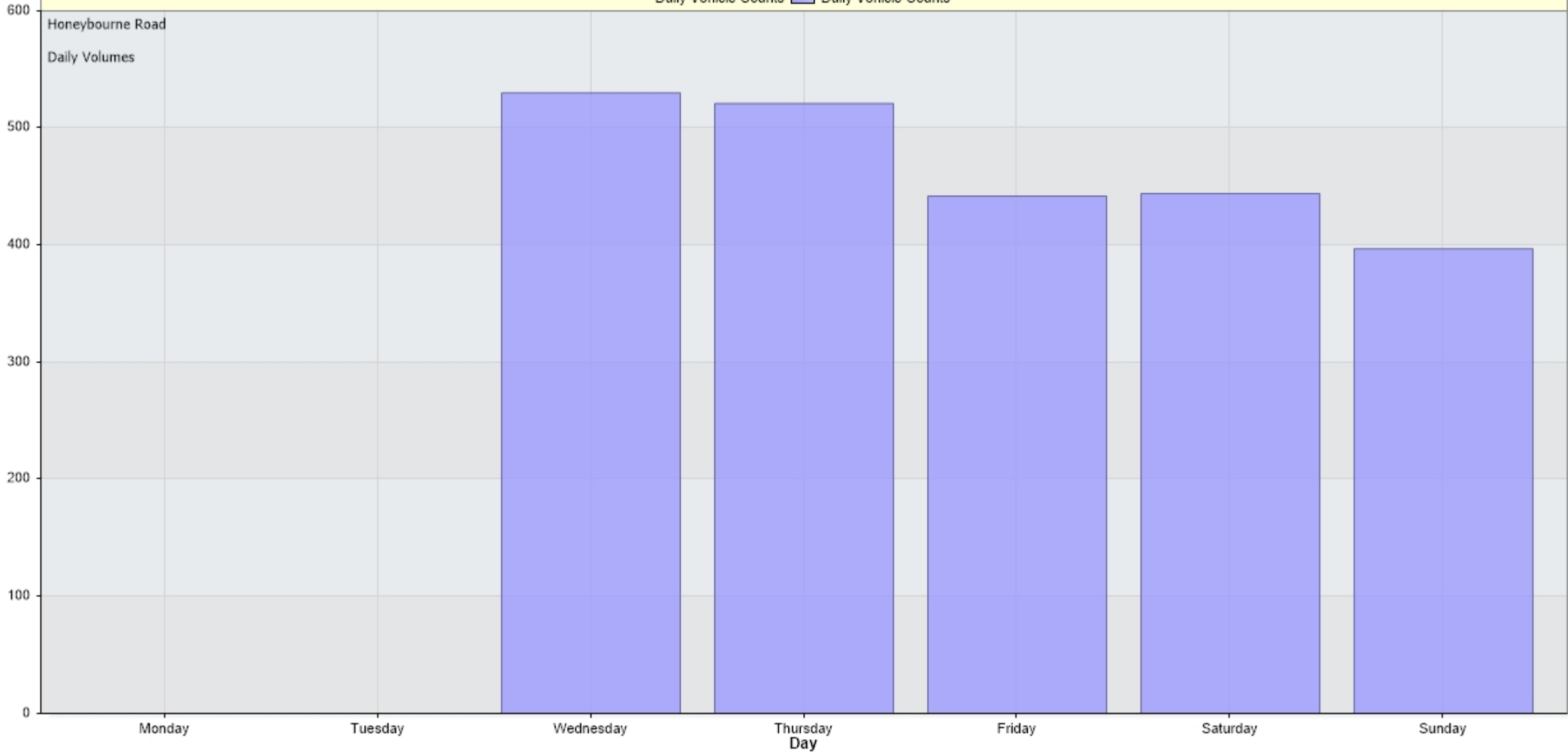


Incoming: Daily Volume for Week of 30/03/2026

Daily Vehicle Counts



Daily Vehicle Counts



Honeybourne Road
Daily Volumes

Vehicle Counts Vs. Speed [Honeybourne Road: Incoming]

Honeybourne Road

Volume By Speed Histogram

7,920 Counts

Vehicle Counts

2,500
2,000
1,500
1,000
500
0

5 10 15 20 25 30 35 40 45 50 55 60 65 70 75

Vehicle Speed (MPH)



Percentile Counts Vs. Speed for [Honeybourne Road: Incoming]

Honeybourne Road
85th Pct Speed=43.8 MPH
Vehicles in data=7920
01/04/2026 00:00:00 to 17/04/2026 14:59:59

