

For Project: Broadmarston
 Project Notes:
 Location/Name: Incoming
 Report Generated: 08/04/2026 11:30:08
 Speed Intervals: 5 MPH
 Time Intervals: Instant
 Traffic Report From: 01/03/2026 00:00:00 through 18/03/2026 15:59:59
 85th Percentile Speed: 33.2 MPH
 85th Percentile Vehicles: 4528
 Max Speed: 50 MPH on 05/03/2026 08:00:00
 Total Vehicles: 5327
 AADT: 301

Volumes - weekly counts

Time	5 Day	7 Day
Average Daily	319	297
AM Peak	26	23
PM Peak	36	33

Speed

Speed Limit: 30
 85th Percentile Speed: 33.2
 50th Percentile Speed: 27.8
 10 MPH Pace Interval: 25.0 MPH to 35.0 MPH
 Average Speed: 27.46

	Monday	Tuesday	Wednesday	Thursday	Friday	Saturday	Sunday
Count over limit	312	316	291	198	181	153	196
% over limit	31.8	32.0	32.3	31.6	27.7	27.3	31.8
Avg Speeder	33.6	33.5	33.5	33.5	33.7	33.4	33.4
Avg Speed	19.9	20.5	20.2	20.5	20.3	20.2	21.9

Incoming Summary
Broadmarston

from Sun-Mar-01-2026-12-00-AM to Wed-Mar-18-2026-03-59-PM

Day/Time Ending	85th pctl (MPH)	85th pctl cnts	Total Cnts	Max Speed	Avg Speeder	% Speeders	Avg Speed
01/03/2026 01:00:00	35.0	1	1	35	32.5	100.0%	32.0
01/03/2026 02:00:00	35.0	2	2	35	32.5	50.0%	27.0
01/03/2026 03:00:00	0.0	0	0	0	0.0	0.0%	0.0
01/03/2026 04:00:00	0.0	0	0	0	0.0	0.0%	0.0
01/03/2026 05:00:00	0.0	0	0	0	0.0	0.0%	0.0
01/03/2026 06:00:00	0.0	0	0	0	0.0	0.0%	0.0
01/03/2026 07:00:00	0.0	0	0	0	0.0	0.0%	0.0
01/03/2026 08:00:00	27.5	4	5	30	0.0	0.0%	21.0
01/03/2026 09:00:00	35.0	3	3	35	32.5	33.3%	28.7
01/03/2026 10:00:00	33.0	12	14	35	32.5	35.7%	26.1
01/03/2026 11:00:00	33.1	29	34	40	33.5	29.4%	26.2
01/03/2026 12:00:00	30.0	15	18	40	35.8	16.7%	23.2
01/03/2026 13:00:00	33.1	15	18	35	32.5	44.4%	28.2
01/03/2026 14:00:00	34.0	18	21	40	33.0	52.4%	28.8
01/03/2026 15:00:00	33.8	16	19	40	34.2	31.6%	27.7
01/03/2026 16:00:00	33.8	16	19	40	34.2	31.6%	24.8
01/03/2026 17:00:00	32.5	16	19	40	35.0	21.1%	26.5
01/03/2026 18:00:00	31.7	11	13	35	32.5	23.1%	27.1
01/03/2026 19:00:00	35.0	8	9	40	34.2	33.3%	28.1
01/03/2026 20:00:00	33.0	8	10	35	32.5	50.0%	28.1
01/03/2026 21:00:00	32.5	3	4	35	32.5	50.0%	29.5
01/03/2026 22:00:00	45.0	2	2	45	37.5	100.0%	37.0
01/03/2026 23:00:00	0.0	0	0	0	0.0	0.0%	0.0
02/03/2026 00:00:00	30.0	1	1	30	0.0	0.0%	27.0
02/03/2026 01:00:00	35.0	1	1	35	32.5	100.0%	32.0
02/03/2026 02:00:00	30.0	1	1	30	0.0	0.0%	27.0
02/03/2026 03:00:00	0.0	0	0	0	0.0	0.0%	0.0
02/03/2026 04:00:00	0.0	0	0	0	0.0	0.0%	0.0
02/03/2026 05:00:00	0.0	0	0	0	0.0	0.0%	0.0
02/03/2026 06:00:00	0.0	0	0	0	0.0	0.0%	0.0
02/03/2026 07:00:00	25.0	2	2	25	0.0	0.0%	22.0
02/03/2026 08:00:00	35.0	14	17	40	34.2	52.9%	29.5
02/03/2026 09:00:00	32.5	26	31	40	33.1	29.0%	28.5
02/03/2026 10:00:00	32.5	18	21	40	33.5	23.8%	27.0
02/03/2026 11:00:00	34.0	13	15	40	33.3	40.0%	28.9
02/03/2026 12:00:00	35.0	12	14	40	35.0	28.6%	26.8
02/03/2026 13:00:00	33.6	25	29	40	32.9	41.4%	28.4
02/03/2026 14:00:00	32.5	26	31	35	32.5	32.3%	25.1
02/03/2026 15:00:00	33.0	18	21	40	33.3	28.6%	25.1
02/03/2026 16:00:00	34.0	26	30	40	32.8	53.3%	29.9
02/03/2026 17:00:00	34.0	30	35	40	33.7	37.1%	27.4
02/03/2026 18:00:00	32.8	30	35	40	33.0	28.6%	25.6
02/03/2026 19:00:00	33.3	14	17	40	34.5	29.4%	28.1
02/03/2026 20:00:00	32.5	12	14	35	32.5	28.6%	27.2
02/03/2026 21:00:00	33.3	8	9	35	32.5	33.3%	26.0
02/03/2026 22:00:00	35.0	1	1	35	32.5	100.0%	32.0
02/03/2026 23:00:00	35.0	2	2	35	32.5	100.0%	32.0

Incoming Summary
Broadmarston

from Sun-Mar-01-2026-12-00-AM to Wed-Mar-18-2026-03-59-PM

03/03/2026 00:00:00	45.0	2	2	45	42.5	50.0%	34.5
03/03/2026 01:00:00	0.0	0	0	0	0.0	0.0%	0.0
03/03/2026 02:00:00	0.0	0	0	0	0.0	0.0%	0.0
03/03/2026 03:00:00	0.0	0	0	0	0.0	0.0%	0.0
03/03/2026 04:00:00	0.0	0	0	0	0.0	0.0%	0.0
03/03/2026 05:00:00	0.0	0	0	0	0.0	0.0%	0.0
03/03/2026 06:00:00	0.0	0	0	0	0.0	0.0%	0.0
03/03/2026 07:00:00	32.5	3	4	35	32.5	50.0%	28.3
03/03/2026 08:00:00	35.0	10	12	40	34.5	41.7%	29.7
03/03/2026 09:00:00	33.1	28	33	40	33.5	30.3%	27.2
03/03/2026 10:00:00	32.5	21	25	40	34.2	24.0%	25.6
03/03/2026 11:00:00	33.6	19	22	40	33.1	36.4%	26.9
03/03/2026 12:00:00	31.7	11	13	35	32.5	23.1%	23.7
03/03/2026 13:00:00	34.3	16	19	40	33.6	47.4%	27.8
03/03/2026 14:00:00	33.6	19	22	40	33.1	36.4%	27.1
03/03/2026 15:00:00	34.5	22	26	40	33.7	50.0%	28.4
03/03/2026 16:00:00	33.9	24	28	40	33.4	39.3%	27.6
03/03/2026 17:00:00	32.5	31	36	45	33.6	25.0%	27.2
03/03/2026 18:00:00	33.8	23	27	40	34.6	25.9%	28.1
03/03/2026 19:00:00	33.1	22	26	40	33.1	34.6%	26.8
03/03/2026 20:00:00	32.5	18	21	40	33.5	23.8%	26.5
03/03/2026 21:00:00	31.7	16	19	40	33.8	21.1%	27.0
03/03/2026 22:00:00	25.0	2	2	25	0.0	0.0%	22.0
03/03/2026 23:00:00	35.0	3	4	40	35.0	50.0%	31.0
04/03/2026 00:00:00	35.0	2	2	35	32.5	100.0%	32.5
04/03/2026 01:00:00	40.0	1	1	40	37.5	100.0%	37.0
04/03/2026 02:00:00	25.0	2	2	25	0.0	0.0%	22.5
04/03/2026 03:00:00	0.0	0	0	0	0.0	0.0%	0.0
04/03/2026 04:00:00	0.0	0	0	0	0.0	0.0%	0.0
04/03/2026 05:00:00	0.0	0	0	0	0.0	0.0%	0.0
04/03/2026 06:00:00	35.0	1	1	35	32.5	100.0%	32.0
04/03/2026 07:00:00	40.0	2	2	40	37.5	50.0%	27.0
04/03/2026 08:00:00	34.0	16	19	40	33.9	36.8%	28.4
04/03/2026 09:00:00	33.6	21	25	40	32.9	48.0%	29.0
04/03/2026 10:00:00	32.9	19	22	35	32.5	31.8%	25.5
04/03/2026 11:00:00	33.8	18	21	40	33.1	42.9%	27.1
04/03/2026 12:00:00	29.2	20	24	35	32.5	8.3%	22.9
04/03/2026 13:00:00	35.0	20	23	40	34.4	34.8%	27.1
04/03/2026 14:00:00	34.3	20	23	45	34.2	39.1%	27.7
04/03/2026 15:00:00	34.4	25	29	40	33.9	37.9%	27.2
04/03/2026 16:00:00	34.1	35	41	40	33.8	36.6%	28.8
04/03/2026 17:00:00	32.5	27	32	40	33.1	28.1%	27.9
04/03/2026 18:00:00	32.9	20	24	40	33.1	33.3%	27.4
04/03/2026 19:00:00	32.5	16	19	35	32.5	31.6%	26.9
04/03/2026 20:00:00	35.0	14	16	40	33.6	56.3%	29.0
04/03/2026 21:00:00	35.0	2	2	35	32.5	100.0%	32.0
04/03/2026 22:00:00	35.0	1	1	35	32.5	100.0%	32.0
04/03/2026 23:00:00	40.0	2	2	40	35.0	100.0%	34.5

Incoming Summary
Broadmarston

from Sun-Mar-01-2026-12-00-AM to Wed-Mar-18-2026-03-59-PM

05/03/2026 00:00:00	0.0	0	0	0	0.0	0.0%	0.0
05/03/2026 01:00:00	0.0	0	0	0	0.0	0.0%	0.0
05/03/2026 02:00:00	0.0	0	0	0	0.0	0.0%	0.0
05/03/2026 03:00:00	0.0	0	0	0	0.0	0.0%	0.0
05/03/2026 04:00:00	0.0	0	0	0	0.0	0.0%	0.0
05/03/2026 05:00:00	0.0	0	0	0	0.0	0.0%	0.0
05/03/2026 06:00:00	35.0	2	2	35	32.5	50.0%	27.0
05/03/2026 07:00:00	32.5	6	7	35	32.5	28.6%	25.7
05/03/2026 08:00:00	38.3	10	12	50	36.3	66.7%	32.9
05/03/2026 09:00:00	33.8	21	25	45	33.3	52.0%	29.8
05/03/2026 10:00:00	33.3	10	12	40	33.8	33.3%	27.2
05/03/2026 11:00:00	32.5	19	22	40	35.0	18.2%	25.1
05/03/2026 12:00:00	31.0	21	25	35	32.5	20.0%	24.5
05/03/2026 13:00:00	31.0	26	30	35	32.5	16.7%	25.2
05/03/2026 14:00:00	31.2	19	22	35	32.5	18.2%	25.1
05/03/2026 15:00:00	34.0	14	17	40	33.9	41.2%	27.7
05/03/2026 16:00:00	32.9	36	42	35	32.5	33.3%	26.1
05/03/2026 17:00:00	33.2	26	31	45	33.3	38.7%	28.0
05/03/2026 18:00:00	32.1	27	32	40	33.1	25.0%	27.5
05/03/2026 19:00:00	35.0	14	16	40	33.6	56.3%	30.0
05/03/2026 20:00:00	32.5	10	12	40	34.2	25.0%	27.1
05/03/2026 21:00:00	35.0	8	9	40	34.2	33.3%	28.1
05/03/2026 22:00:00	35.0	2	2	35	32.5	50.0%	29.5
05/03/2026 23:00:00	40.0	2	2	40	37.5	50.0%	32.0
06/03/2026 00:00:00	45.0	1	1	45	42.5	100.0%	42.0
06/03/2026 01:00:00	35.0	1	1	35	32.5	100.0%	32.0
06/03/2026 02:00:00	30.0	1	1	30	0.0	0.0%	27.0
06/03/2026 03:00:00	0.0	0	0	0	0.0	0.0%	0.0
06/03/2026 04:00:00	0.0	0	0	0	0.0	0.0%	0.0
06/03/2026 05:00:00	0.0	0	0	0	0.0	0.0%	0.0
06/03/2026 06:00:00	10.0	1	1	10	0.0	0.0%	7.0
06/03/2026 07:00:00	45.0	2	2	45	42.5	50.0%	32.0
06/03/2026 08:00:00	35.0	13	15	40	35.0	26.7%	27.5
06/03/2026 09:00:00	32.5	15	18	35	32.5	33.3%	28.9
06/03/2026 10:00:00	32.5	11	13	40	34.2	23.1%	26.8
06/03/2026 11:00:00	31.2	20	23	35	32.5	17.4%	25.7
06/03/2026 12:00:00	32.5	15	18	35	32.5	33.3%	27.7
06/03/2026 13:00:00	29.6	27	32	40	33.8	12.5%	23.5
06/03/2026 14:00:00	35.0	20	23	40	34.4	34.8%	27.6
06/03/2026 15:00:00	32.5	23	27	35	32.5	29.6%	27.0
06/03/2026 16:00:00	33.2	34	40	40	33.3	32.5%	27.1
06/03/2026 17:00:00	32.5	37	43	40	33.0	25.6%	27.3
06/03/2026 18:00:00	32.9	22	26	40	33.1	30.8%	27.4
06/03/2026 19:00:00	31.0	20	24	35	32.5	20.8%	26.1
06/03/2026 20:00:00	30.0	12	14	40	35.0	14.3%	26.9
06/03/2026 21:00:00	35.0	5	6	40	33.8	66.7%	31.2
06/03/2026 22:00:00	35.0	3	4	45	37.5	50.0%	30.8
06/03/2026 23:00:00	40.0	2	2	40	37.5	50.0%	32.0

Incoming Summary
Broadmarston

from Sun-Mar-01-2026-12-00-AM to Wed-Mar-18-2026-03-59-PM

07/03/2026 00:00:00	35.0	4	5	40	35.0	40.0%	28.0
07/03/2026 01:00:00	0.0	0	0	0	0.0	0.0%	0.0
07/03/2026 02:00:00	30.0	2	2	30	0.0	0.0%	22.0
07/03/2026 03:00:00	0.0	0	0	0	0.0	0.0%	0.0
07/03/2026 04:00:00	0.0	0	0	0	0.0	0.0%	0.0
07/03/2026 05:00:00	0.0	0	0	0	0.0	0.0%	0.0
07/03/2026 06:00:00	30.0	3	3	30	0.0	0.0%	25.3
07/03/2026 07:00:00	0.0	0	0	0	0.0	0.0%	0.0
07/03/2026 08:00:00	32.5	6	7	35	32.5	28.6%	27.1
07/03/2026 09:00:00	30.0	8	10	35	32.5	20.0%	25.6
07/03/2026 10:00:00	30.0	21	25	35	32.5	16.0%	24.7
07/03/2026 11:00:00	32.1	20	24	35	32.5	29.2%	26.2
07/03/2026 12:00:00	34.4	26	30	40	33.8	40.0%	29.1
07/03/2026 13:00:00	30.8	27	32	35	32.5	18.8%	26.1
07/03/2026 14:00:00	33.8	18	21	45	35.0	28.6%	27.4
07/03/2026 15:00:00	30.0	19	22	35	32.5	13.6%	25.9
07/03/2026 16:00:00	33.0	21	25	35	32.5	40.0%	26.6
07/03/2026 17:00:00	32.9	25	29	40	33.1	27.6%	27.4
07/03/2026 18:00:00	30.0	16	19	35	32.5	15.8%	25.2
07/03/2026 19:00:00	37.5	12	14	40	36.5	35.7%	29.0
07/03/2026 20:00:00	29.0	8	10	40	37.5	10.0%	25.1
07/03/2026 21:00:00	30.0	2	2	30	0.0	0.0%	24.5
07/03/2026 22:00:00	37.5	3	4	40	37.5	50.0%	32.0
07/03/2026 23:00:00	35.0	3	3	35	32.5	33.3%	27.0
08/03/2026 00:00:00	35.0	2	2	35	32.5	50.0%	29.5
08/03/2026 01:00:00	0.0	0	0	0	0.0	0.0%	0.0
08/03/2026 02:00:00	30.0	1	1	30	0.0	0.0%	27.0
08/03/2026 03:00:00	0.0	0	0	0	0.0	0.0%	0.0
08/03/2026 04:00:00	0.0	0	0	0	0.0	0.0%	0.0
08/03/2026 05:00:00	0.0	0	0	0	0.0	0.0%	0.0
08/03/2026 06:00:00	30.0	2	2	30	0.0	0.0%	19.5
08/03/2026 07:00:00	35.0	2	2	35	32.5	100.0%	32.5
08/03/2026 08:00:00	15.0	1	1	15	0.0	0.0%	12.0
08/03/2026 09:00:00	35.0	5	6	40	35.0	33.3%	29.7
08/03/2026 10:00:00	33.0	13	15	35	32.5	33.3%	25.9
08/03/2026 11:00:00	34.0	14	17	40	33.9	41.2%	28.1
08/03/2026 12:00:00	32.5	17	20	35	32.5	30.0%	26.4
08/03/2026 13:00:00	31.7	24	28	35	32.5	21.4%	27.0
08/03/2026 14:00:00	32.5	11	13	35	32.5	30.8%	27.2
08/03/2026 15:00:00	31.7	13	15	35	32.5	20.0%	27.1
08/03/2026 16:00:00	30.0	10	12	35	32.5	16.7%	27.3
08/03/2026 17:00:00	33.3	25	29	40	33.8	27.6%	27.1
08/03/2026 18:00:00	29.2	8	9	30	0.0	0.0%	25.4
08/03/2026 19:00:00	36.7	14	16	40	35.5	31.3%	27.7
08/03/2026 20:00:00	35.0	3	3	35	32.5	33.3%	23.7
08/03/2026 21:00:00	35.0	3	3	35	32.5	33.3%	28.7
08/03/2026 22:00:00	35.0	3	3	35	32.5	33.3%	28.7
08/03/2026 23:00:00	40.0	2	2	40	37.5	50.0%	32.0

Incoming Summary
Broadmarston

from Sun-Mar-01-2026-12-00-AM to Wed-Mar-18-2026-03-59-PM

09/03/2026 00:00:00	0.0	0	0	0	0.0	0.0%	0.0
09/03/2026 01:00:00	30.0	2	2	30	0.0	0.0%	24.5
09/03/2026 02:00:00	30.0	1	1	30	0.0	0.0%	27.0
09/03/2026 03:00:00	0.0	0	0	0	0.0	0.0%	0.0
09/03/2026 04:00:00	0.0	0	0	0	0.0	0.0%	0.0
09/03/2026 05:00:00	0.0	0	0	0	0.0	0.0%	0.0
09/03/2026 06:00:00	0.0	0	0	0	0.0	0.0%	0.0
09/03/2026 07:00:00	40.0	3	3	40	35.0	66.7%	30.3
09/03/2026 08:00:00	37.5	8	9	40	37.5	22.2%	27.6
09/03/2026 09:00:00	34.2	19	22	40	33.8	36.4%	29.0
09/03/2026 10:00:00	30.0	12	14	35	32.5	14.3%	26.8
09/03/2026 11:00:00	33.8	20	23	40	34.2	26.1%	26.3
09/03/2026 12:00:00	33.3	22	26	40	33.0	38.5%	27.9
09/03/2026 13:00:00	32.5	20	24	40	33.2	29.2%	27.1
09/03/2026 14:00:00	32.5	13	15	45	35.8	20.0%	26.5
09/03/2026 15:00:00	33.9	19	22	40	33.0	45.5%	28.6
09/03/2026 16:00:00	33.4	35	41	40	32.8	41.5%	28.4
09/03/2026 17:00:00	33.2	39	46	40	33.6	30.4%	27.2
09/03/2026 18:00:00	33.3	18	21	40	33.2	33.3%	27.5
09/03/2026 19:00:00	35.0	19	22	45	35.4	31.8%	28.5
09/03/2026 20:00:00	30.0	14	16	45	37.5	12.5%	24.9
09/03/2026 21:00:00	30.0	4	5	35	32.5	20.0%	28.2
09/03/2026 22:00:00	35.0	6	7	40	35.0	28.6%	27.7
09/03/2026 23:00:00	35.0	3	3	35	32.5	100.0%	32.3
10/03/2026 00:00:00	40.0	2	2	40	37.5	50.0%	32.0
10/03/2026 01:00:00	40.0	3	3	40	37.5	33.3%	30.7
10/03/2026 02:00:00	0.0	0	0	0	0.0	0.0%	0.0
10/03/2026 03:00:00	0.0	0	0	0	0.0	0.0%	0.0
10/03/2026 04:00:00	0.0	0	0	0	0.0	0.0%	0.0
10/03/2026 05:00:00	0.0	0	0	0	0.0	0.0%	0.0
10/03/2026 06:00:00	30.0	2	2	30	0.0	0.0%	27.0
10/03/2026 07:00:00	30.0	4	5	35	32.5	20.0%	26.0
10/03/2026 08:00:00	35.0	15	18	40	33.9	61.1%	30.2
10/03/2026 09:00:00	33.3	20	23	40	33.2	30.4%	27.3
10/03/2026 10:00:00	35.0	13	15	40	35.0	26.7%	28.1
10/03/2026 11:00:00	33.0	14	17	40	33.3	35.3%	26.9
10/03/2026 12:00:00	31.2	17	20	35	32.5	20.0%	26.1
10/03/2026 13:00:00	32.0	17	20	35	32.5	25.0%	23.1
10/03/2026 14:00:00	32.5	20	24	40	33.2	29.2%	26.1
10/03/2026 15:00:00	32.0	14	17	35	32.5	29.4%	28.1
10/03/2026 16:00:00	32.5	34	40	40	33.0	27.5%	27.2
10/03/2026 17:00:00	32.8	29	34	45	33.5	29.4%	27.9
10/03/2026 18:00:00	34.0	20	24	40	34.4	33.3%	28.4
10/03/2026 19:00:00	34.3	24	28	40	34.0	35.7%	28.0
10/03/2026 20:00:00	30.0	8	9	40	37.5	11.1%	26.6
10/03/2026 21:00:00	32.5	7	8	35	32.5	25.0%	26.4
10/03/2026 22:00:00	40.0	3	3	40	35.0	66.7%	32.0
10/03/2026 23:00:00	30.0	2	2	30	0.0	0.0%	27.0

Incoming Summary
Broadmarston

from Sun-Mar-01-2026-12-00-AM to Wed-Mar-18-2026-03-59-PM

11/03/2026 00:00:00	0.0	0	0	0	0.0	0.0%	0.0
11/03/2026 01:00:00	35.0	2	2	35	32.5	50.0%	22.0
11/03/2026 02:00:00	30.0	1	1	30	0.0	0.0%	27.0
11/03/2026 03:00:00	0.0	0	0	0	0.0	0.0%	0.0
11/03/2026 04:00:00	0.0	0	0	0	0.0	0.0%	0.0
11/03/2026 05:00:00	0.0	0	0	0	0.0	0.0%	0.0
11/03/2026 06:00:00	0.0	0	0	0	0.0	0.0%	0.0
11/03/2026 07:00:00	40.0	3	3	40	37.5	33.3%	30.7
11/03/2026 08:00:00	35.0	18	21	40	34.4	38.1%	28.4
11/03/2026 09:00:00	32.5	15	18	50	35.5	27.8%	29.2
11/03/2026 10:00:00	31.2	20	24	40	33.5	20.8%	26.0
11/03/2026 11:00:00	32.5	9	11	35	32.5	36.4%	25.7
11/03/2026 12:00:00	32.1	20	24	35	32.5	29.2%	27.1
11/03/2026 13:00:00	32.5	22	26	40	34.2	23.1%	25.6
11/03/2026 14:00:00	30.0	14	17	35	32.5	17.6%	23.9
11/03/2026 15:00:00	32.5	20	24	40	33.2	29.2%	24.5
11/03/2026 16:00:00	32.5	29	34	40	33.1	26.5%	27.1
11/03/2026 17:00:00	34.3	34	40	40	33.6	45.0%	29.2
11/03/2026 18:00:00	33.2	30	35	40	32.9	34.3%	26.9
11/03/2026 19:00:00	32.5	13	15	40	34.2	20.0%	27.5
11/03/2026 20:00:00	33.3	14	16	40	33.8	25.0%	26.9
11/03/2026 21:00:00	29.4	9	11	35	32.5	9.1%	27.3
11/03/2026 22:00:00	32.5	4	5	35	32.5	40.0%	29.0
11/03/2026 23:00:00	35.0	1	1	35	32.5	100.0%	32.0
12/03/2026 00:00:00	40.0	2	2	40	35.0	100.0%	34.5
12/03/2026 01:00:00	0.0	0	0	0	0.0	0.0%	0.0
12/03/2026 02:00:00	0.0	0	0	0	0.0	0.0%	0.0
12/03/2026 03:00:00	0.0	0	0	0	0.0	0.0%	0.0
12/03/2026 04:00:00	0.0	0	0	0	0.0	0.0%	0.0
12/03/2026 05:00:00	0.0	0	0	0	0.0	0.0%	0.0
12/03/2026 06:00:00	25.0	1	1	25	0.0	0.0%	22.0
12/03/2026 07:00:00	35.0	3	4	40	35.0	50.0%	28.3
12/03/2026 08:00:00	35.0	13	15	45	34.6	46.7%	30.0
12/03/2026 09:00:00	32.8	23	27	35	32.5	33.3%	28.2
12/03/2026 10:00:00	34.3	16	19	40	33.6	47.4%	29.3
12/03/2026 11:00:00	31.7	14	16	35	32.5	18.8%	27.3
12/03/2026 12:00:00	29.0	15	18	35	32.5	11.1%	24.1
12/03/2026 13:00:00	33.6	18	21	35	32.5	52.4%	27.9
12/03/2026 14:00:00	30.0	14	17	35	32.5	17.6%	27.1
12/03/2026 15:00:00	35.0	14	17	40	34.6	41.2%	28.7
12/03/2026 16:00:00	33.0	32	38	40	33.3	31.6%	27.6
12/03/2026 17:00:00	32.3	32	38	35	32.5	28.9%	27.4
12/03/2026 18:00:00	32.5	21	25	40	35.5	20.0%	27.2
12/03/2026 19:00:00	33.3	18	21	40	34.5	23.8%	27.2
12/03/2026 20:00:00	31.7	9	11	35	32.5	27.3%	26.7
12/03/2026 21:00:00	32.5	6	7	35	32.5	28.6%	27.7
12/03/2026 22:00:00	35.0	2	2	35	32.5	50.0%	29.5
12/03/2026 23:00:00	30.0	5	6	35	32.5	16.7%	28.0

Incoming Summary
Broadmarston

from Sun-Mar-01-2026-12-00-AM to Wed-Mar-18-2026-03-59-PM

13/03/2026 00:00:00	30.0	2	2	30	0.0	0.0%	27.0
13/03/2026 01:00:00	35.0	2	2	35	32.5	50.0%	29.5
13/03/2026 02:00:00	30.0	1	1	30	0.0	0.0%	27.0
13/03/2026 03:00:00	0.0	0	0	0	0.0	0.0%	0.0
13/03/2026 04:00:00	0.0	0	0	0	0.0	0.0%	0.0
13/03/2026 05:00:00	0.0	0	0	0	0.0	0.0%	0.0
13/03/2026 06:00:00	0.0	0	0	0	0.0	0.0%	0.0
13/03/2026 07:00:00	20.0	4	5	45	42.5	20.0%	22.4
13/03/2026 08:00:00	31.7	15	18	40	33.8	22.2%	27.2
13/03/2026 09:00:00	32.9	21	25	40	33.1	32.0%	27.9
13/03/2026 10:00:00	33.3	14	17	45	33.9	41.2%	26.8
13/03/2026 11:00:00	32.5	14	17	40	33.5	29.4%	27.5
13/03/2026 12:00:00	32.0	22	26	40	33.3	23.1%	25.9
13/03/2026 13:00:00	32.8	25	29	35	32.5	31.0%	27.4
13/03/2026 14:00:00	35.0	14	16	40	35.0	25.0%	29.1
13/03/2026 15:00:00	32.1	21	25	35	32.5	28.0%	27.7
13/03/2026 16:00:00	34.2	22	26	45	34.7	34.6%	29.3
13/03/2026 17:00:00	33.1	29	34	40	33.5	29.4%	27.6
13/03/2026 18:00:00	33.8	26	30	40	34.6	23.3%	27.2
13/03/2026 19:00:00	30.0	17	20	40	34.2	15.0%	26.6
13/03/2026 20:00:00	35.0	6	7	40	34.2	42.9%	29.1
13/03/2026 21:00:00	45.0	2	2	45	42.5	50.0%	32.0
13/03/2026 22:00:00	32.5	10	12	40	34.2	25.0%	28.4
13/03/2026 23:00:00	25.0	2	2	25	0.0	0.0%	22.0
14/03/2026 00:00:00	30.0	2	2	30	0.0	0.0%	27.0
14/03/2026 01:00:00	32.5	3	4	35	32.5	50.0%	28.3
14/03/2026 02:00:00	30.0	1	1	30	0.0	0.0%	27.0
14/03/2026 03:00:00	0.0	0	0	0	0.0	0.0%	0.0
14/03/2026 04:00:00	0.0	0	0	0	0.0	0.0%	0.0
14/03/2026 05:00:00	0.0	0	0	0	0.0	0.0%	0.0
14/03/2026 06:00:00	0.0	0	0	0	0.0	0.0%	0.0
14/03/2026 07:00:00	0.0	0	0	0	0.0	0.0%	0.0
14/03/2026 08:00:00	33.8	5	6	35	32.5	66.7%	29.7
14/03/2026 09:00:00	35.0	11	13	40	35.0	30.8%	28.4
14/03/2026 10:00:00	35.0	14	16	40	34.2	37.5%	27.7
14/03/2026 11:00:00	33.3	20	24	40	33.8	33.3%	24.7
14/03/2026 12:00:00	33.5	27	32	40	33.3	37.5%	27.4
14/03/2026 13:00:00	31.0	26	31	40	33.3	19.4%	26.3
14/03/2026 14:00:00	30.0	31	36	35	32.5	13.9%	24.8
14/03/2026 15:00:00	33.3	11	13	40	33.8	30.8%	27.8
14/03/2026 16:00:00	33.8	18	21	40	33.1	42.9%	28.3
14/03/2026 17:00:00	32.9	18	21	35	32.5	33.3%	26.5
14/03/2026 18:00:00	32.5	15	18	40	33.5	27.8%	25.8
14/03/2026 19:00:00	33.8	12	14	40	33.5	35.7%	25.4
14/03/2026 20:00:00	29.2	12	14	35	32.5	7.1%	24.3
14/03/2026 21:00:00	30.0	3	3	30	0.0	0.0%	25.3
14/03/2026 22:00:00	28.3	5	6	30	0.0	0.0%	24.7
14/03/2026 23:00:00	35.0	3	3	35	32.5	33.3%	27.0

Incoming Summary
Broadmarston

from Sun-Mar-01-2026-12-00-AM to Wed-Mar-18-2026-03-59-PM

15/03/2026 00:00:00	40.0	1	1	40	37.5	100.0%	37.0
15/03/2026 01:00:00	35.0	2	2	35	32.5	50.0%	29.5
15/03/2026 02:00:00	0.0	0	0	0	0.0	0.0%	0.0
15/03/2026 03:00:00	0.0	0	0	0	0.0	0.0%	0.0
15/03/2026 04:00:00	0.0	0	0	0	0.0	0.0%	0.0
15/03/2026 05:00:00	0.0	0	0	0	0.0	0.0%	0.0
15/03/2026 06:00:00	0.0	0	0	0	0.0	0.0%	0.0
15/03/2026 07:00:00	25.0	2	2	25	0.0	0.0%	19.5
15/03/2026 08:00:00	35.0	3	3	35	32.5	33.3%	23.7
15/03/2026 09:00:00	30.0	1	1	30	0.0	0.0%	27.0
15/03/2026 10:00:00	33.6	16	19	40	33.1	42.1%	27.5
15/03/2026 11:00:00	33.3	16	19	40	34.5	26.3%	25.6
15/03/2026 12:00:00	34.4	15	18	40	33.4	61.1%	30.2
15/03/2026 13:00:00	30.0	14	16	40	35.0	12.5%	26.9
15/03/2026 14:00:00	31.7	22	26	35	32.5	23.1%	26.7
15/03/2026 15:00:00	33.3	19	22	40	33.2	31.8%	26.6
15/03/2026 16:00:00	35.0	10	12	40	33.4	91.7%	32.7
15/03/2026 17:00:00	33.0	20	23	40	33.3	26.1%	26.6
15/03/2026 18:00:00	32.0	16	19	35	32.5	26.3%	27.0
15/03/2026 19:00:00	30.0	10	12	35	32.5	16.7%	27.5
15/03/2026 20:00:00	33.3	6	7	35	32.5	42.9%	27.9
15/03/2026 21:00:00	30.0	1	1	30	0.0	0.0%	27.0
15/03/2026 22:00:00	35.0	3	4	45	37.5	50.0%	32.3
15/03/2026 23:00:00	30.0	1	1	30	0.0	0.0%	27.0
16/03/2026 00:00:00	40.0	1	1	40	37.5	100.0%	37.0
16/03/2026 01:00:00	35.0	1	1	35	32.5	100.0%	32.0
16/03/2026 02:00:00	35.0	1	1	35	32.5	100.0%	32.0
16/03/2026 03:00:00	0.0	0	0	0	0.0	0.0%	0.0
16/03/2026 04:00:00	0.0	0	0	0	0.0	0.0%	0.0
16/03/2026 05:00:00	0.0	0	0	0	0.0	0.0%	0.0
16/03/2026 06:00:00	30.0	1	1	30	0.0	0.0%	27.0
16/03/2026 07:00:00	35.0	3	4	40	35.0	50.0%	28.5
16/03/2026 08:00:00	32.5	8	9	35	32.5	22.2%	25.9
16/03/2026 09:00:00	32.9	37	43	45	34.5	23.3%	26.2
16/03/2026 10:00:00	32.5	17	20	40	33.5	25.0%	25.1
16/03/2026 11:00:00	33.3	14	16	40	33.8	25.0%	25.9
16/03/2026 12:00:00	32.9	22	26	40	33.1	30.8%	26.7
16/03/2026 13:00:00	31.7	16	19	40	33.8	21.1%	26.7
16/03/2026 14:00:00	33.3	8	9	35	32.5	33.3%	25.0
16/03/2026 15:00:00	32.5	19	22	40	33.5	22.7%	24.2
16/03/2026 16:00:00	30.7	34	40	35	32.5	17.5%	26.6
16/03/2026 17:00:00	33.3	31	36	45	33.9	30.6%	28.6
16/03/2026 18:00:00	33.8	24	28	40	32.9	50.0%	28.7
16/03/2026 19:00:00	32.0	21	25	40	33.3	24.0%	27.9
16/03/2026 20:00:00	37.5	9	11	45	39.2	27.3%	28.9
16/03/2026 21:00:00	30.0	8	9	35	32.5	11.1%	26.4
16/03/2026 22:00:00	28.3	3	4	30	0.0	0.0%	26.0
16/03/2026 23:00:00	40.0	3	3	40	35.0	66.7%	30.3

Incoming Summary
Broadmarston

from Sun-Mar-01-2026-12-00-AM to Wed-Mar-18-2026-03-59-PM

17/03/2026 00:00:00	40.0	2	2	40	37.5	100.0%	37.0
17/03/2026 01:00:00	0.0	0	0	0	0.0	0.0%	0.0
17/03/2026 02:00:00	25.0	1	1	25	0.0	0.0%	22.0
17/03/2026 03:00:00	0.0	0	0	0	0.0	0.0%	0.0
17/03/2026 04:00:00	0.0	0	0	0	0.0	0.0%	0.0
17/03/2026 05:00:00	0.0	0	0	0	0.0	0.0%	0.0
17/03/2026 06:00:00	0.0	0	0	0	0.0	0.0%	0.0
17/03/2026 07:00:00	35.0	6	7	40	35.0	28.6%	28.0
17/03/2026 08:00:00	35.0	10	12	45	34.6	58.3%	30.0
17/03/2026 09:00:00	33.5	27	32	40	33.3	37.5%	29.1
17/03/2026 10:00:00	32.5	9	11	35	32.5	36.4%	27.6
17/03/2026 11:00:00	33.0	20	23	40	33.3	26.1%	27.3
17/03/2026 12:00:00	33.6	19	22	40	33.1	36.4%	27.0
17/03/2026 13:00:00	31.7	22	26	35	32.5	23.1%	25.5
17/03/2026 14:00:00	31.2	18	21	35	32.5	19.0%	24.7
17/03/2026 15:00:00	33.8	19	22	40	33.1	40.9%	27.0
17/03/2026 16:00:00	33.1	31	36	40	33.5	27.8%	27.4
17/03/2026 17:00:00	33.8	34	40	40	33.4	40.0%	28.5
17/03/2026 18:00:00	31.9	27	32	35	32.5	25.0%	26.6
17/03/2026 19:00:00	33.3	14	17	40	34.5	29.4%	28.1
17/03/2026 20:00:00	33.3	10	12	40	33.8	33.3%	26.8
17/03/2026 21:00:00	32.5	8	9	35	32.5	22.2%	26.7
17/03/2026 22:00:00	35.0	7	8	45	35.0	50.0%	30.1
17/03/2026 23:00:00	30.0	1	1	30	0.0	0.0%	27.0
18/03/2026 00:00:00	40.0	1	1	40	37.5	100.0%	37.0
18/03/2026 01:00:00	40.0	3	3	40	37.5	33.3%	27.3
18/03/2026 02:00:00	0.0	0	0	0	0.0	0.0%	0.0
18/03/2026 03:00:00	25.0	2	2	25	0.0	0.0%	19.5
18/03/2026 04:00:00	0.0	0	0	0	0.0	0.0%	0.0
18/03/2026 05:00:00	0.0	0	0	0	0.0	0.0%	0.0
18/03/2026 06:00:00	0.0	0	0	0	0.0	0.0%	0.0
18/03/2026 07:00:00	35.0	4	5	40	35.0	40.0%	28.0
18/03/2026 08:00:00	35.0	14	17	45	34.5	58.8%	30.1
18/03/2026 09:00:00	32.9	21	25	40	33.1	32.0%	28.4
18/03/2026 10:00:00	32.5	20	23	40	33.5	21.7%	26.8
18/03/2026 11:00:00	33.1	20	24	40	33.1	37.5%	28.0
18/03/2026 12:00:00	31.0	37	43	40	33.9	16.3%	25.1
18/03/2026 13:00:00	33.2	31	36	40	32.9	33.3%	27.0
18/03/2026 14:00:00	29.0	14	17	35	32.5	11.8%	22.4
18/03/2026 15:00:00	32.9	22	26	40	33.1	30.8%	27.0
18/03/2026 16:00:00	33.6	19	22	40	33.1	36.4%	26.5

Incoming Summary
Broadmarston

from Sun-Mar-01-2026-12-00-AM to Wed-Mar-18-2026-03-59-PM

Day/Time Ending	85th pctl (MPH)	85th pctl cnts	Total Cnts	Max Speed	Avg Speeder	% Speeders	Avg Speed
02/03/2026 00:00:00	33.4	180	212	45	33.5	33.5%	26.8
03/03/2026 00:00:00	33.4	279	328	45	33.3	35.7%	27.4
04/03/2026 00:00:00	33.4	290	341	45	33.6	33.1%	27.2
05/03/2026 00:00:00	33.7	280	329	45	33.5	36.5%	27.5
06/03/2026 00:00:00	33.3	273	321	50	33.6	32.7%	27.1
07/03/2026 00:00:00	32.8	287	338	45	33.5	27.5%	26.9
08/03/2026 00:00:00	32.5	241	284	45	33.5	25.7%	26.7
09/03/2026 00:00:00	32.7	167	197	40	33.3	27.4%	27.0
10/03/2026 00:00:00	33.4	275	324	45	33.7	32.1%	27.6
11/03/2026 00:00:00	33.2	265	312	45	33.6	30.4%	27.3
12/03/2026 00:00:00	33.0	280	330	50	33.5	30.0%	27.0
13/03/2026 00:00:00	33.0	259	305	45	33.4	30.5%	27.6
14/03/2026 00:00:00	33.0	269	316	45	33.9	27.8%	27.5
15/03/2026 00:00:00	32.9	235	277	40	33.4	28.9%	26.4
16/03/2026 00:00:00	33.4	177	208	45	33.4	34.1%	27.5
17/03/2026 00:00:00	32.9	280	329	45	33.7	27.7%	26.9
18/03/2026 00:00:00	33.2	283	333	45	33.4	32.4%	27.4
18/03/2026 15:59:59	33.1	207	243	45	33.5	29.6%	26.7

Incoming Weekly Counts
Broadmarston

from Sun-Mar-01-2026-12-00-AM to Wed-Mar-18-2026-03-59-PM

	23/02/2026	to	01/03/2026							
	Monday	Tuesday	Wednesday	Thursday	Friday	Saturday	Sunday	Week	Weekend	Week Day 85%
Hour	23/02/2026	24/02/2026	25/02/2026	26/02/2026	27/02/2026	28/02/2026	01/03/2026	Day Avg	Avg	Avg Speed
0 - 1	*	*	*	*	*	*	1	0	1	0
1 - 2	*	*	*	*	*	*	2	0	2	0
2 - 3	*	*	*	*	*	*	0	0	0	0
3 - 4	*	*	*	*	*	*	0	0	0	0
4 - 5	*	*	*	*	*	*	0	0	0	0
5 - 6	*	*	*	*	*	*	0	0	0	0
6 - 7	*	*	*	*	*	*	0	0	0	0
7 - 8	*	*	*	*	*	*	5	0	5	0
8 - 9	*	*	*	*	*	*	3	0	3	0
9 - 10	*	*	*	*	*	*	14	0	14	0
10 - 11	*	*	*	*	*	*	34	0	34	0
11 - 12	*	*	*	*	*	*	18	0	18	0
12 - 13	*	*	*	*	*	*	18	0	18	0
13 - 14	*	*	*	*	*	*	21	0	21	0
14 - 15	*	*	*	*	*	*	19	0	19	0
15 - 16	*	*	*	*	*	*	19	0	19	0
16 - 17	*	*	*	*	*	*	19	0	19	0
17 - 18	*	*	*	*	*	*	13	0	13	0
18 - 19	*	*	*	*	*	*	9	0	9	0
19 - 20	*	*	*	*	*	*	10	0	10	0
20 - 21	*	*	*	*	*	*	4	0	4	0
21 - 22	*	*	*	*	*	*	2	0	2	0
22 - 23	*	*	*	*	*	*	0	0	0	0
23 - 24	*	*	*	*	*	*	1	0	1	0
Totals	0	0	0	0	0	0	212			
% of Total	0%	0%	0%	0%	0%	0%	100%			

Incoming Weekly Counts
Broadmarston

from Sun-Mar-01-2026-12-00-AM to Wed-Mar-18-2026-03-59-PM

	02/03/2026	to	08/03/2026							
	Monday	Tuesday	Wednesday	Thursday	Friday	Saturday	Sunday	Week	Weekend	Week Day 85%
Hour	02/03/2026	03/03/2026	04/03/2026	05/03/2026	06/03/2026	07/03/2026	08/03/2026	Day Avg	Avg	Avg Speed
0 - 1	1	0	1	0	1	0	0	0.6	0	36.67
1 - 2	1	0	2	0	1	2	1	0.8	1.5	28.33
2 - 3	0	0	0	0	0	0	0	0	0	0
3 - 4	0	0	0	0	0	0	0	0	0	0
4 - 5	0	0	0	0	0	0	0	0	0	0
5 - 6	0	0	1	2	1	3	2	0.8	2.5	26.67
6 - 7	2	4	2	7	2	0	2	3.4	1	35
7 - 8	17	12	19	12	15	7	1	15	4	35.46
8 - 9	31	33	25	25	18	10	6	26.4	8	33.1
9 - 10	21	25	22	12	13	25	15	18.6	20	32.74
10 - 11	15	22	21	22	23	24	17	20.6	20.5	33.02
11 - 12	14	13	24	25	18	30	20	18.8	25	31.88
12 - 13	29	19	23	30	32	32	28	26.6	30	32.7
13 - 14	31	22	23	22	23	21	13	24.2	17	33.32
14 - 15	21	26	29	17	27	22	15	24	18.5	33.68
15 - 16	30	28	41	42	40	25	12	36.2	18.5	33.62
16 - 17	35	36	32	31	43	29	29	35.4	29	32.94
17 - 18	35	27	24	32	26	19	9	28.8	14	32.9
18 - 19	17	26	19	16	24	14	16	20.4	15	32.98
19 - 20	14	21	16	12	14	10	3	15.4	6.5	32.5
20 - 21	9	19	2	9	6	2	3	9	2.5	34
21 - 22	1	2	1	2	4	4	3	2	3.5	33
22 - 23	2	4	2	2	2	3	2	2.4	2.5	38
23 - 24	2	2	0	1	5	2	0	2	1	40
Totals	328	341	329	321	338	284	197			
% of Total	15.34%	15.95%	15.39%	15.01%	15.81%	13.28%	9.21%			

Incoming Weekly Counts
Broadmarston

from Sun-Mar-01-2026-12-00-AM to Wed-Mar-18-2026-03-59-PM

	09/03/2026	to	15/03/2026							
	Monday	Tuesday	Wednesday	Thursday	Friday	Saturday	Sunday	Week	Weekend	Week Day 85%
Hour	09/03/2026	10/03/2026	11/03/2026	12/03/2026	13/03/2026	14/03/2026	15/03/2026	Day Avg	Avg	Avg Speed
0 - 1	2	3	2	0	2	4	2	1.8	3	35
1 - 2	1	0	1	0	1	1	0	0.6	0.5	30
2 - 3	0	0	0	0	0	0	0	0	0	0
3 - 4	0	0	0	0	0	0	0	0	0	0
4 - 5	0	0	0	0	0	0	0	0	0	0
5 - 6	0	2	0	1	0	0	0	0.6	0	27.5
6 - 7	3	5	3	4	5	0	2	4	1	33
7 - 8	9	18	21	15	18	6	3	16.2	4.5	34.84
8 - 9	22	23	18	27	25	13	1	23	7	33.14
9 - 10	14	15	24	19	17	16	19	17.8	17.5	32.76
10 - 11	23	17	11	16	17	24	19	16.8	21.5	32.7
11 - 12	26	20	24	18	26	32	18	22.8	25	31.52
12 - 13	24	20	26	21	29	31	16	24	23.5	32.68
13 - 14	15	24	17	17	16	36	26	17.8	31	32
14 - 15	22	17	24	17	25	13	22	21	17.5	33.1
15 - 16	41	40	34	38	26	21	12	35.8	16.5	33.12
16 - 17	46	34	40	38	34	21	23	38.4	22	33.14
17 - 18	21	24	35	25	30	18	19	27	18.5	33.36
18 - 19	22	28	15	21	20	14	12	21.2	13	33.02
19 - 20	16	9	16	11	7	14	7	11.8	10.5	32
20 - 21	5	8	11	7	2	3	1	6.6	2	33.88
21 - 22	7	3	5	2	12	6	4	5.8	5	35
22 - 23	3	2	1	6	2	3	1	2.8	2	31
23 - 24	2	0	2	2	2	1	1	1.6	1	35
Totals	324	312	330	305	316	277	208			
% of Total	15.64%	15.06%	15.93%	14.72%	15.25%	13.37%	10.04%			

Incoming Weekly Counts
Broadmarston

from Sun-Mar-01-2026-12-00-AM to Wed-Mar-18-2026-03-59-PM

	16/03/2026	to	22/03/2026							
	Monday	Tuesday	Wednesday	Thursday	Friday	Saturday	Sunday	Week	Weekend	Week Day 85%
Hour	16/03/2026	17/03/2026	18/03/2026	19/03/2026	20/03/2026	21/03/2026	22/03/2026	Day Avg	Avg	Avg Speed
0 - 1	1	0	3	*	*	*	*	1.33	0	37.5
1 - 2	1	1	0	*	*	*	*	0.67	0	30
2 - 3	0	0	2	*	*	*	*	0.67	0	25
3 - 4	0	0	0	*	*	*	*	0	0	0
4 - 5	0	0	0	*	*	*	*	0	0	0
5 - 6	1	0	0	*	*	*	*	0.33	0	30
6 - 7	4	7	5	*	*	*	*	5.33	0	35
7 - 8	9	12	17	*	*	*	*	12.67	0	34.17
8 - 9	43	32	25	*	*	*	*	33.33	0	33.1
9 - 10	20	11	23	*	*	*	*	18	0	32.5
10 - 11	16	23	24	*	*	*	*	21	0	33.13
11 - 12	26	22	43	*	*	*	*	30.33	0	32.5
12 - 13	19	26	36	*	*	*	*	27	0	32.2
13 - 14	9	21	17	*	*	*	*	15.67	0	31.17
14 - 15	22	22	26	*	*	*	*	23.33	0	33.07
15 - 16	40	36	22	*	*	*	*	32.67	0	32.47
16 - 17	36	40	*	*	*	*	*	38	0	33.55
17 - 18	28	32	*	*	*	*	*	30	0	32.85
18 - 19	25	17	*	*	*	*	*	21	0	32.65
19 - 20	11	12	*	*	*	*	*	11.5	0	35.4
20 - 21	9	9	*	*	*	*	*	9	0	31.25
21 - 22	4	8	*	*	*	*	*	6	0	31.65
22 - 23	3	1	*	*	*	*	*	2	0	35
23 - 24	2	1	*	*	*	*	*	1.5	0	40
Totals	329	333	243	0	0	0	0			
% of Total	36.35%	36.8%	26.85%	0%	0%	0%	0%			

Incoming Monthly Counts
Broadmarston

from Sun-Mar-01-2026-12-00-AM to Wed-Mar-18-2026-03-59-PM

	Mar 2026									
Hour	Monday	Tuesday	Wednesday	Thursday	Friday	Saturday	Sunday	Week Day Avg	Weekend Avg	Week Day 85% Avg Speed
0 - 1	4	3	6	0	3	4	3	3.2	3.5	36.25
1 - 2	3	1	3	0	2	3	3	1.8	3	30
2 - 3	0	0	2	0	0	0	0	0.4	0	25
3 - 4	0	0	0	0	0	0	0	0	0	0
4 - 5	0	0	0	0	0	0	0	0	0	0
5 - 6	1	2	1	3	1	3	2	1.6	2.5	28
6 - 7	9	16	10	11	7	0	4	10.6	2	36.76
7 - 8	35	42	57	27	33	13	9	38.8	11	35.2
8 - 9	96	88	68	52	43	23	10	69.4	16.5	33.24
9 - 10	55	51	69	31	30	41	48	47.2	44.5	33.02
10 - 11	54	62	56	38	40	48	70	50	59	32.58
11 - 12	66	55	91	43	44	62	56	59.8	59	31.9
12 - 13	72	65	85	51	61	63	62	66.8	62.5	32.64
13 - 14	55	67	57	39	39	57	60	51.4	58.5	32.48
14 - 15	65	65	79	34	52	35	56	59	45.5	33.48
15 - 16	111	104	97	80	66	46	43	91.6	44.5	33.14
16 - 17	117	110	72	69	77	50	71	89	60.5	33.12
17 - 18	84	83	59	57	56	37	41	67.8	39	32.98
18 - 19	64	71	34	37	44	28	37	50	32.5	32.82
19 - 20	41	42	32	23	21	24	20	31.8	22	33.24
20 - 21	23	36	13	16	8	5	8	19.2	6.5	33.92
21 - 22	12	13	6	4	16	10	9	10.2	9.5	33.66
22 - 23	8	7	3	8	4	6	3	6	4.5	35
23 - 24	6	3	2	3	7	3	2	4.2	2.5	40
Totals	981	986	902	626	654	561	617			
% of Total	18.42%	18.51%	16.93%	11.75%	12.28%	10.53%	11.58%			

Incoming Weekly Speeds
Broadmarston

from Sun-Mar-01-2026-12-00-AM to Wed-Mar-18-2026-03-59-PM

	23/02/2026	to	01/03/2026							
	Monday	Tuesday	Wednesday	Thursday	Friday	Saturday	Sunday	Week	Weekend	Week Day 85%
Hour	23/02/2026	24/02/2026	25/02/2026	26/02/2026	27/02/2026	28/02/2026	01/03/2026	Day Avg	Avg	Avg Speed
0 - 1	*	*	*	*	*	*	32	0	32	0
1 - 2	*	*	*	*	*	*	27	0	27	0
2 - 3	*	*	*	*	*	*	0	0	0	0
3 - 4	*	*	*	*	*	*	0	0	0	0
4 - 5	*	*	*	*	*	*	0	0	0	0
5 - 6	*	*	*	*	*	*	0	0	0	0
6 - 7	*	*	*	*	*	*	0	0	0	0
7 - 8	*	*	*	*	*	*	21	0	21	0
8 - 9	*	*	*	*	*	*	28.67	0	28.67	0
9 - 10	*	*	*	*	*	*	26.07	0	26.07	0
10 - 11	*	*	*	*	*	*	26.24	0	26.24	0
11 - 12	*	*	*	*	*	*	23.22	0	23.22	0
12 - 13	*	*	*	*	*	*	28.22	0	28.22	0
13 - 14	*	*	*	*	*	*	28.81	0	28.81	0
14 - 15	*	*	*	*	*	*	27.74	0	27.74	0
15 - 16	*	*	*	*	*	*	24.84	0	24.84	0
16 - 17	*	*	*	*	*	*	26.53	0	26.53	0
17 - 18	*	*	*	*	*	*	27.08	0	27.08	0
18 - 19	*	*	*	*	*	*	28.11	0	28.11	0
19 - 20	*	*	*	*	*	*	28.1	0	28.1	0
20 - 21	*	*	*	*	*	*	29.5	0	29.5	0
21 - 22	*	*	*	*	*	*	37	0	37	0
22 - 23	*	*	*	*	*	*	0	0	0	0
23 - 24	*	*	*	*	*	*	27	0	27	0
Totals	0	0	0	0	0	0	26.7			
% of Total	0%	0%	0%	0%	0%	0%	100%			

Incoming Weekly Speeds
Broadmarston

from Sun-Mar-01-2026-12-00-AM to Wed-Mar-18-2026-03-59-PM

	02/03/2026	to	08/03/2026							
	Monday	Tuesday	Wednesday	Thursday	Friday	Saturday	Sunday	Week	Weekend	Week Day 85%
Hour	02/03/2026	03/03/2026	04/03/2026	05/03/2026	06/03/2026	07/03/2026	08/03/2026	Day Avg	Avg	Avg Speed
0 - 1	32	0	37	0	32	0	0	33.67	0	36.67
1 - 2	27	0	22.5	0	27	22	27	24.75	23.67	28.33
2 - 3	0	0	0	0	0	0	0	0	0	0
3 - 4	0	0	0	0	0	0	0	0	0	0
4 - 5	0	0	0	0	0	0	0	0	0	0
5 - 6	0	0	32	27	7	25.33	19.5	23.25	23	26.67
6 - 7	22	28.25	27	25.71	32	0	32.5	26.76	32.5	35
7 - 8	29.47	29.67	28.42	32.92	27.47	27.14	12	29.39	25.25	35.46
8 - 9	28.55	27.21	29	29.84	28.89	25.6	29.67	28.59	27.12	33.1
9 - 10	27.05	25.6	25.5	27.17	26.77	24.68	25.87	26.27	25.13	32.74
10 - 11	28.93	26.91	27.1	25.09	25.7	26.17	28.12	26.58	26.98	33.02
11 - 12	26.79	23.69	22.88	24.52	27.72	29.1	26.4	24.94	28.02	31.88
12 - 13	28.45	27.79	27.13	25.17	23.5	26.09	27.04	26.2	26.53	32.7
13 - 14	25.1	27.14	27.65	25.14	27.57	27.43	27.15	26.43	27.32	33.32
14 - 15	25.1	28.42	27.21	27.71	27.04	25.86	27.13	27.13	26.38	33.68
15 - 16	29.87	27.57	28.8	26.12	27.1	26.6	27.25	27.79	26.81	33.62
16 - 17	27.37	27.17	27.94	28.03	27.28	27.38	27.1	27.53	27.24	32.94
17 - 18	25.57	28.11	27.38	27.53	27.38	25.16	25.44	27.11	25.25	32.9
18 - 19	28.12	26.77	26.95	30	26.12	29	27.69	27.38	28.3	32.98
19 - 20	27.21	26.48	29	27.08	26.86	25.1	23.67	27.3	24.77	32.5
20 - 21	26	27	32	28.11	31.17	24.5	28.67	27.8	27	34
21 - 22	32	22	32	29.5	30.75	32	28.67	29	30.57	33
22 - 23	32	31	34.5	32	32	27	32	32.08	29	38
23 - 24	34.5	32.5	0	42	28	29.5	0	31.6	29.5	40
Totals	27.4	27.2	27.5	27.1	26.9	26.7	27			
% of Total	14.44%	14.33%	14.49%	14.28%	14.17%	14.07%	14.23%			

Incoming Weekly Speeds
Broadmarston

from Sun-Mar-01-2026-12-00-AM to Wed-Mar-18-2026-03-59-PM

	09/03/2026	to	15/03/2026							
	Monday	Tuesday	Wednesday	Thursday	Friday	Saturday	Sunday	Week	Weekend	Week Day 85%
Hour	09/03/2026	10/03/2026	11/03/2026	12/03/2026	13/03/2026	14/03/2026	15/03/2026	Day Avg	Avg	Avg Speed
0 - 1	24.5	30.67	22	0	29.5	28.25	29.5	27.11	28.67	35
1 - 2	27	0	27	0	27	27	0	27	27	30
2 - 3	0	0	0	0	0	0	0	0	0	0
3 - 4	0	0	0	0	0	0	0	0	0	0
4 - 5	0	0	0	0	0	0	0	0	0	0
5 - 6	0	27	0	22	0	0	0	25.33	0	27.5
6 - 7	30.33	26	30.67	28.25	22.4	0	19.5	26.9	19.5	33
7 - 8	27.56	30.22	28.43	30	27.17	29.67	23.67	28.74	27.67	34.84
8 - 9	29.05	27.3	29.17	28.22	27.88	28.38	27	28.27	28.29	33.14
9 - 10	26.79	28.13	26	29.26	26.82	27.69	27.47	27.34	27.57	32.76
10 - 11	26.3	26.88	25.73	27.31	27.53	24.67	25.63	26.79	25.09	32.7
11 - 12	27.92	26.1	27.08	24.11	25.88	27.38	30.22	26.36	28.4	31.52
12 - 13	27.08	23.1	25.62	27.86	27.41	26.32	26.88	26.32	26.51	32.68
13 - 14	26.47	26.08	23.94	27.12	29.06	24.75	26.65	26.47	25.55	32
14 - 15	28.64	28.12	24.5	28.71	27.68	27.85	26.64	27.39	27.09	33.1
15 - 16	28.39	27.2	27.09	27.58	29.31	28.33	32.67	27.84	29.91	33.12
16 - 17	27.17	27.94	29.17	27.42	27.62	26.52	26.57	27.85	26.55	33.14
17 - 18	27.48	28.42	26.86	27.16	27.2	25.78	27	27.36	26.41	33.36
18 - 19	28.55	28	27.47	27.19	26.65	25.36	27.5	27.62	26.35	33.02
19 - 20	24.88	26.56	26.94	26.73	29.14	24.29	27.86	26.54	25.48	32
20 - 21	28.2	26.38	27.27	27.71	32	25.33	27	27.58	25.75	33.88
21 - 22	27.71	32	29	29.5	28.42	24.67	32.25	28.79	27.7	35
22 - 23	32.33	27	32	28	22	27	27	28.21	27	31
23 - 24	32	0	34.5	27	27	37	37	30.12	37	35
Totals	27.6	27.3	27	27.6	27.5	26.4	27.5			
% of Total	14.46%	14.3%	14.14%	14.46%	14.41%	13.83%	14.41%			

Incoming Weekly Speeds
Broadmarston

from Sun-Mar-01-2026-12-00-AM to Wed-Mar-18-2026-03-59-PM

	16/03/2026	to	22/03/2026							
	Monday	Tuesday	Wednesday	Thursday	Friday	Saturday	Sunday	Week	Weekend	Week Day 85%
Hour	16/03/2026	17/03/2026	18/03/2026	19/03/2026	20/03/2026	21/03/2026	22/03/2026	Day Avg	Avg	Avg Speed
0 - 1	32	0	27.33	*	*	*	*	28.5	*	37.5
1 - 2	32	22	0	*	*	*	*	27	*	30
2 - 3	0	0	19.5	*	*	*	*	19.5	*	25
3 - 4	0	0	0	*	*	*	*	*	*	0
4 - 5	0	0	0	*	*	*	*	*	*	0
5 - 6	27	0	0	*	*	*	*	27	*	30
6 - 7	28.5	28	28	*	*	*	*	28.12	*	35
7 - 8	25.89	30	30.06	*	*	*	*	29.05	*	34.17
8 - 9	26.23	29.12	28.4	*	*	*	*	27.7	*	33.1
9 - 10	25.1	27.64	26.78	*	*	*	*	26.33	*	32.5
10 - 11	25.94	27.35	28.04	*	*	*	*	27.25	*	33.13
11 - 12	26.69	27.05	25.09	*	*	*	*	26.02	*	32.5
12 - 13	26.68	25.46	27.03	*	*	*	*	26.44	*	32.2
13 - 14	25	24.67	22.35	*	*	*	*	23.89	*	31.17
14 - 15	24.23	26.95	26.96	*	*	*	*	26.1	*	33.07
15 - 16	26.58	27.36	26.5	*	*	*	*	26.85	*	32.47
16 - 17	28.58	28.48	*	*	*	*	*	28.53	*	33.55
17 - 18	28.68	26.59	*	*	*	*	*	27.57	*	32.85
18 - 19	27.88	28.12	*	*	*	*	*	27.98	*	32.65
19 - 20	28.91	26.75	*	*	*	*	*	27.78	*	35.4
20 - 21	26.44	26.67	*	*	*	*	*	26.56	*	31.25
21 - 22	26	30.12	*	*	*	*	*	28.75	*	31.65
22 - 23	30.33	27	*	*	*	*	*	29.5	*	35
23 - 24	37	37	*	*	*	*	*	37	*	40
Totals	26.9	27.4	26.7	0	0	0	0			
% of Total	33.21%	33.83%	32.96%	0%	0%	0%	0%			

Incoming Monthly Speeds
Broadmarston

from Sun-Mar-01-2026-12-00-AM to Wed-Mar-18-2026-03-59-PM

	Mar 2026							Week	Weekend	Week Day 85%
Hour	Monday	Tuesday	Wednesday	Thursday	Friday	Saturday	Sunday	Day Avg	Avg	Avg Speed
0 - 1	28.25	30.67	27.17	0	30.33	28.25	30.33	28.69	29.14	36.25
1 - 2	28.67	22	24	0	27	23.67	27	26	25.33	30
2 - 3	0	0	19.5	0	0	0	0	19.5	0	25
3 - 4	0	0	0	0	0	0	0	0	0	0
4 - 5	0	0	0	0	0	0	0	0	0	0
5 - 6	27	27	32	25.33	7	25.33	19.5	24.5	23	28
6 - 7	27.67	27.44	28.6	26.64	25.14	0	26	27.23	26	36.76
7 - 8	28.06	30	28.91	31.3	27.3	28.31	20.89	29.05	25.27	35.2
8 - 9	27.62	27.93	28.82	29	28.3	27.17	29.1	28.23	27.76	33.24
9 - 10	26.27	26.78	26.1	28.45	26.8	25.85	26.56	26.69	26.24	33.02
10 - 11	26.93	27.06	27.23	26.03	26.48	25.42	26.53	26.82	26.08	32.58
11 - 12	27.2	25.91	25.03	24.35	26.64	28.21	26.61	25.81	27.45	31.9
12 - 13	27.53	25.42	26.62	26.27	25.36	26.21	27.34	26.3	26.77	32.64
13 - 14	25.45	25.99	24.96	26	28.18	25.74	27.52	25.98	26.65	32.48
14 - 15	26	27.85	26.3	28.21	27.35	26.6	27.14	26.98	26.93	33.48
15 - 16	28.14	27.36	27.68	26.81	27.97	27.39	27.7	27.61	27.54	33.14
16 - 17	27.67	27.88	28.62	27.7	27.43	27.02	26.77	27.84	26.88	33.12
17 - 18	27.08	27.61	27.07	27.37	27.29	25.46	26.68	27.29	26.1	32.98
18 - 19	28.17	27.58	27.18	28.41	26.36	27.18	27.73	27.58	27.49	32.82
19 - 20	26.76	26.57	27.97	26.91	27.62	24.62	27.35	27.09	25.86	33.24
20 - 21	26.65	26.78	28	27.94	31.38	25	28.88	27.49	27.38	33.92
21 - 22	27.5	29.31	29.5	29.5	29	27.6	32.11	28.82	29.74	33.66
22 - 23	31.5	29.29	33.67	29	27	27	30.33	29.93	28.11	35
23 - 24	34.5	34	34.5	32	27.71	32	32	31.81	32	40
Totals	27.3	27.3	27.1	27.4	27.2	26.5	27.1			
% of Total	14.38%	14.38%	14.27%	14.43%	14.32%	13.95%	14.27%			

Incoming Weekly EightyFifthSpeeds
Broadmarston

from Sun-Mar-01-2026-12-00-AM to Wed-Mar-18-2026-03-59-PM

	23/02/2026	to	01/03/2026							
	Monday	Tuesday	Wednesday	Thursday	Friday	Saturday	Sunday	Week	Weekend	Week Day 85%
Hour	23/02/2026	24/02/2026	25/02/2026	26/02/2026	27/02/2026	28/02/2026	01/03/2026	Day Avg	Avg	Avg Speed
0 - 1	*	*	*	*	*	*	35	0	35	0
1 - 2	*	*	*	*	*	*	35	0	35	0
2 - 3	*	*	*	*	*	*	0	0	0	0
3 - 4	*	*	*	*	*	*	0	0	0	0
4 - 5	*	*	*	*	*	*	0	0	0	0
5 - 6	*	*	*	*	*	*	0	0	0	0
6 - 7	*	*	*	*	*	*	0	0	0	0
7 - 8	*	*	*	*	*	*	27.5	0	27.5	0
8 - 9	*	*	*	*	*	*	35	0	35	0
9 - 10	*	*	*	*	*	*	33	0	33	0
10 - 11	*	*	*	*	*	*	33.1	0	33.1	0
11 - 12	*	*	*	*	*	*	30	0	30	0
12 - 13	*	*	*	*	*	*	33.1	0	33.1	0
13 - 14	*	*	*	*	*	*	34	0	34	0
14 - 15	*	*	*	*	*	*	33.8	0	33.8	0
15 - 16	*	*	*	*	*	*	33.8	0	33.8	0
16 - 17	*	*	*	*	*	*	32.5	0	32.5	0
17 - 18	*	*	*	*	*	*	31.7	0	31.7	0
18 - 19	*	*	*	*	*	*	35	0	35	0
19 - 20	*	*	*	*	*	*	33	0	33	0
20 - 21	*	*	*	*	*	*	32.5	0	32.5	0
21 - 22	*	*	*	*	*	*	45	0	45	0
22 - 23	*	*	*	*	*	*	0	0	0	0
23 - 24	*	*	*	*	*	*	30	0	30	0
Totals	0	0	0	0	0	0	603			
% of Total	0%	0%	0%	0%	0%	0%	100%			

Incoming Weekly EightyFifthSpeeds
Broadmarston

from Sun-Mar-01-2026-12-00-AM to Wed-Mar-18-2026-03-59-PM

	02/03/2026	to	08/03/2026							
	Monday	Tuesday	Wednesday	Thursday	Friday	Saturday	Sunday	Week	Weekend	Week Day 85%
Hour	02/03/2026	03/03/2026	04/03/2026	05/03/2026	06/03/2026	07/03/2026	08/03/2026	Day Avg	Avg	Avg Speed
0 - 1	35	0	40	0	35	0	0	36.67	0	36.67
1 - 2	30	0	25	0	30	30	30	28.33	30	28.33
2 - 3	0	0	0	0	0	0	0	0	0	0
3 - 4	0	0	0	0	0	0	0	0	0	0
4 - 5	0	0	0	0	0	0	0	0	0	0
5 - 6	0	0	35	35	10	30	30	26.67	30	26.67
6 - 7	25	32.5	40	32.5	45	0	35	35	35	35
7 - 8	35	35	34	38.3	35	32.5	15	35.46	23.75	35.46
8 - 9	32.5	33.1	33.6	33.8	32.5	30	35	33.1	32.5	33.1
9 - 10	32.5	32.5	32.9	33.3	32.5	30	33	32.74	31.5	32.74
10 - 11	34	33.6	33.8	32.5	31.2	32.1	34	33.02	33.05	33.02
11 - 12	35	31.7	29.2	31	32.5	34.4	32.5	31.88	33.45	31.88
12 - 13	33.6	34.3	35	31	29.6	30.8	31.7	32.7	31.25	32.7
13 - 14	32.5	33.6	34.3	31.2	35	33.8	32.5	33.32	33.15	33.32
14 - 15	33	34.5	34.4	34	32.5	30	31.7	33.68	30.85	33.68
15 - 16	34	33.9	34.1	32.9	33.2	33	30	33.62	31.5	33.62
16 - 17	34	32.5	32.5	33.2	32.5	32.9	33.3	32.94	33.1	32.94
17 - 18	32.8	33.8	32.9	32.1	32.9	30	29.2	32.9	29.6	32.9
18 - 19	33.3	33.1	32.5	35	31	37.5	36.7	32.98	37.1	32.98
19 - 20	32.5	32.5	35	32.5	30	29	35	32.5	32	32.5
20 - 21	33.3	31.7	35	35	35	30	35	34	32.5	34
21 - 22	35	25	35	35	35	37.5	35	33	36.25	33
22 - 23	35	35	40	40	40	35	40	38	37.5	38
23 - 24	45	35	0	45	35	35	0	40	35	40
Totals	673	593.3	684.2	653.3	685.4	613.5	614.6			
% of Total	14.9%	13.13%	15.15%	14.46%	15.17%	13.58%	13.61%			

Incoming Weekly EightyFifthSpeeds
Broadmarston

from Sun-Mar-01-2026-12-00-AM to Wed-Mar-18-2026-03-59-PM

	09/03/2026	to	15/03/2026							
	Monday	Tuesday	Wednesday	Thursday	Friday	Saturday	Sunday	Week	Weekend	Week Day 85%
Hour	09/03/2026	10/03/2026	11/03/2026	12/03/2026	13/03/2026	14/03/2026	15/03/2026	Day Avg	Avg	Avg Speed
0 - 1	30	40	35	0	35	32.5	35	35	33.75	35
1 - 2	30	0	30	0	30	30	0	30	30	30
2 - 3	0	0	0	0	0	0	0	0	0	0
3 - 4	0	0	0	0	0	0	0	0	0	0
4 - 5	0	0	0	0	0	0	0	0	0	0
5 - 6	0	30	0	25	0	0	0	27.5	0	27.5
6 - 7	40	30	40	35	20	0	25	33	25	33
7 - 8	37.5	35	35	35	31.7	33.8	35	34.84	34.4	34.84
8 - 9	34.2	33.3	32.5	32.8	32.9	35	30	33.14	32.5	33.14
9 - 10	30	35	31.2	34.3	33.3	35	33.6	32.76	34.3	32.76
10 - 11	33.8	33	32.5	31.7	32.5	33.3	33.3	32.7	33.3	32.7
11 - 12	33.3	31.2	32.1	29	32	33.5	34.4	31.52	33.95	31.52
12 - 13	32.5	32	32.5	33.6	32.8	31	30	32.68	30.5	32.68
13 - 14	32.5	32.5	30	30	35	30	31.7	32	30.85	32
14 - 15	33.9	32	32.5	35	32.1	33.3	33.3	33.1	33.3	33.1
15 - 16	33.4	32.5	32.5	33	34.2	33.8	35	33.12	34.4	33.12
16 - 17	33.2	32.8	34.3	32.3	33.1	32.9	33	33.14	32.95	33.14
17 - 18	33.3	34	33.2	32.5	33.8	32.5	32	33.36	32.25	33.36
18 - 19	35	34.3	32.5	33.3	30	33.8	30	33.02	31.9	33.02
19 - 20	30	30	33.3	31.7	35	29.2	33.3	32	31.25	32
20 - 21	30	32.5	29.4	32.5	45	30	30	33.88	30	33.88
21 - 22	35	40	32.5	35	32.5	28.3	35	35	31.65	35
22 - 23	35	30	35	30	25	35	30	31	32.5	31
23 - 24	40	0	40	30	30	40	40	35	40	35
Totals	672.6	630.1	666	611.7	645.9	622.9	619.6			
% of Total	15.05%	14.1%	14.9%	13.69%	14.45%	13.94%	13.87%			

Incoming Weekly EightyFifthSpeeds
Broadmarston

from Sun-Mar-01-2026-12-00-AM to Wed-Mar-18-2026-03-59-PM

	16/03/2026	to	22/03/2026							
	Monday	Tuesday	Wednesday	Thursday	Friday	Saturday	Sunday	Week	Weekend	Week Day 85%
Hour	16/03/2026	17/03/2026	18/03/2026	19/03/2026	20/03/2026	21/03/2026	22/03/2026	Day Avg	Avg	Avg Speed
0 - 1	35	0	40	*	*	*	*	37.5	0	37.5
1 - 2	35	25	0	*	*	*	*	30	0	30
2 - 3	0	0	25	*	*	*	*	25	0	25
3 - 4	0	0	0	*	*	*	*	0	0	0
4 - 5	0	0	0	*	*	*	*	0	0	0
5 - 6	30	0	0	*	*	*	*	30	0	30
6 - 7	35	35	35	*	*	*	*	35	0	35
7 - 8	32.5	35	35	*	*	*	*	34.17	0	34.17
8 - 9	32.9	33.5	32.9	*	*	*	*	33.1	0	33.1
9 - 10	32.5	32.5	32.5	*	*	*	*	32.5	0	32.5
10 - 11	33.3	33	33.1	*	*	*	*	33.13	0	33.13
11 - 12	32.9	33.6	31	*	*	*	*	32.5	0	32.5
12 - 13	31.7	31.7	33.2	*	*	*	*	32.2	0	32.2
13 - 14	33.3	31.2	29	*	*	*	*	31.17	0	31.17
14 - 15	32.5	33.8	32.9	*	*	*	*	33.07	0	33.07
15 - 16	30.7	33.1	33.6	*	*	*	*	32.47	0	32.47
16 - 17	33.3	33.8	*	*	*	*	*	33.55	0	33.55
17 - 18	33.8	31.9	*	*	*	*	*	32.85	0	32.85
18 - 19	32	33.3	*	*	*	*	*	32.65	0	32.65
19 - 20	37.5	33.3	*	*	*	*	*	35.4	0	35.4
20 - 21	30	32.5	*	*	*	*	*	31.25	0	31.25
21 - 22	28.3	35	*	*	*	*	*	31.65	0	31.65
22 - 23	40	30	*	*	*	*	*	35	0	35
23 - 24	40	40	*	*	*	*	*	40	0	40
Totals	702.2	627.2	393.2	0	0	0	0			
% of Total	40.76%	36.41%	22.83%	0%	0%	0%	0%			

Incoming Monthly EightyFifthSpeeds
Broadmarston

from Sun-Mar-01-2026-12-00-AM to Wed-Mar-18-2026-03-59-PM

	Mar 2026							Week	Weekend	Week Day 85%
Hour	Monday	Tuesday	Wednesday	Thursday	Friday	Saturday	Sunday	Day Avg	Avg	Avg Speed
0 - 1	32.5	40	37.5	0	35	32.5	35	36.25	33.75	36.25
1 - 2	35	25	30	0	30	30	35	30	32.5	30
2 - 3	0	0	25	0	0	0	0	25	0	25
3 - 4	0	0	0	0	0	0	0	0	0	0
4 - 5	0	0	0	0	0	0	0	0	0	0
5 - 6	30	30	35	35	10	30	30	28	30	28
6 - 7	37.5	33.8	36.7	33.3	42.5	0	32.5	36.76	32.5	36.76
7 - 8	35	35.8	34.7	37.5	33	33.3	30	35.2	31.65	35.2
8 - 9	33.1	33.3	33.4	33.3	33.1	33.8	32.5	33.24	33.15	33.24
9 - 10	32	33	32.3	34	33.8	32.5	33.2	33.02	32.85	33.02
10 - 11	33.3	33.2	33.5	31	31.9	33.1	33.8	32.58	33.45	32.58
11 - 12	33.3	32.5	30.7	30.7	32.3	33.9	33.8	31.9	33.85	31.9
12 - 13	33	32.8	33.2	32.5	31.7	31.4	32.3	32.64	31.85	32.64
13 - 14	32.7	32.6	32.1	30.7	34.3	31.1	33	32.48	32.05	32.48
14 - 15	33.1	33.7	33.3	35	32.3	31.7	33.1	33.48	32.4	33.48
15 - 16	33	33	33.3	32.9	33.5	33.3	34.3	33.14	33.8	33.14
16 - 17	33.3	33.2	33.6	33	32.5	32.5	32.7	33.12	32.6	33.12
17 - 18	33.2	33.2	33.1	32.2	33.2	31.4	31.2	32.98	31.3	32.98
18 - 19	33.3	33.6	32.5	34	30.7	36	33.3	32.82	34.65	32.82
19 - 20	33	32.9	34	33	33.3	29.1	33.3	33.24	31.2	33.24
20 - 21	32	32.1	31.7	33.8	40	28.3	33.3	33.92	30.8	33.92
21 - 22	32.5	35	33.3	32.5	35	30	42.5	33.66	36.25	33.66
22 - 23	35	35	40	35	30	32.5	40	35	36.25	35
23 - 24	40	40	40	45	35	40	40	40	40	40

Summary of Violators
Broadmarston

from Sun-Mar-01-2026-12-00-AM to Wed-Mar-18-2026-03-59-PM

Starting Hour	Count	Average Speed of all Traffic	Violator Counts	Average Speed of Violators
00:00:00	1	32.5	1	32.5
01:00:00	1	32.5	1	32.5
02:00:00	1	22.5	0	0.0
03:00:00	0	N/A	N/A	N/A
04:00:00	0	N/A	N/A	N/A
05:00:00	0	N/A	N/A	N/A
06:00:00	0	N/A	N/A	N/A
07:00:00	4	20.0	0	0.0
08:00:00	4	28.8	1	32.5
09:00:00	11	24.5	5	32.5
10:00:00	34	16.7	10	33.5
11:00:00	21	21.0	3	35.8
12:00:00	18	23.8	8	32.5
13:00:00	18	23.2	8	32.5
14:00:00	19	21.1	8	33.8
15:00:00	22	20.3	7	34.6
16:00:00	18	25.7	4	35.0
17:00:00	12	25.2	3	32.5
18:00:00	11	28.0	3	34.2
19:00:00	9	25.0	5	32.5
20:00:00	5	29.5	2	32.5
21:00:00	2	37.5	2	37.5
22:00:00	0	N/A	N/A	N/A
23:00:00	1	27.5	0	0.0
00:00:00	1	32.5	1	32.5
01:00:00	1	27.5	0	0.0
02:00:00	0	N/A	N/A	N/A
03:00:00	0	N/A	N/A	N/A
04:00:00	0	N/A	N/A	N/A
05:00:00	0	N/A	N/A	N/A
06:00:00	1	22.5	0	0.0
07:00:00	17	26.3	9	34.2
08:00:00	30	17.3	8	33.1
09:00:00	22	17.7	6	33.3
10:00:00	16	22.2	6	33.3
11:00:00	12	21.9	4	35.0
12:00:00	29	21.0	12	32.9
13:00:00	30	20.8	10	32.5
14:00:00	20	16.5	4	33.8
15:00:00	31	16.2	16	32.8
16:00:00	37	20.7	14	33.6
17:00:00	31	17.7	10	33.0
18:00:00	21	20.1	5	33.5
19:00:00	13	19.8	4	33.8
20:00:00	11	24.5	4	32.5
21:00:00	1	32.5	1	32.5
22:00:00	2	32.5	2	32.5
23:00:00	2	35.0	1	42.5

Summary of Violators
Broadmarston

from Sun-Mar-01-2026-12-00-AM to Wed-Mar-18-2026-03-59-PM

00:00:00	0	N/A	N/A	N/A
01:00:00	0	N/A	N/A	N/A
02:00:00	0	N/A	N/A	N/A
03:00:00	0	N/A	N/A	N/A
04:00:00	0	N/A	N/A	N/A
05:00:00	0	N/A	N/A	N/A
06:00:00	4	28.8	2	32.5
07:00:00	11	22.3	4	35.0
08:00:00	33	20.5	10	33.5
09:00:00	25	19.7	7	33.9
10:00:00	20	25.0	8	33.1
11:00:00	15	18.3	3	32.5
12:00:00	18	27.5	7	33.2
13:00:00	23	23.4	10	33.5
14:00:00	24	19.2	11	33.9
15:00:00	29	19.4	12	32.9
16:00:00	36	16.1	10	34.0
17:00:00	26	21.4	7	34.6
18:00:00	29	20.0	9	33.1
19:00:00	21	19.6	5	33.5
20:00:00	17	19.7	4	33.8
21:00:00	4	18.1	0	0.0
22:00:00	4	24.4	2	35.0
23:00:00	0	N/A	N/A	N/A
00:00:00	3	23.3	3	34.2
01:00:00	2	11.3	0	0.0
02:00:00	0	N/A	N/A	N/A
03:00:00	0	N/A	N/A	N/A
04:00:00	0	N/A	N/A	N/A
05:00:00	1	32.5	1	32.5
06:00:00	2	27.5	1	37.5
07:00:00	16	25.6	6	34.2
08:00:00	27	22.9	13	32.9
09:00:00	21	22.7	6	32.5
10:00:00	23	23.5	10	33.0
11:00:00	16	17.5	1	32.5
12:00:00	31	21.1	9	34.2
13:00:00	20	22.1	9	34.2
14:00:00	30	21.5	10	34.0
15:00:00	41	19.0	15	33.8
16:00:00	32	19.5	10	33.0
17:00:00	22	22.2	7	33.2
18:00:00	23	20.5	7	32.5
19:00:00	15	24.5	8	33.1
20:00:00	3	34.2	3	34.2
21:00:00	1	32.5	1	32.5
22:00:00	2	35.0	2	35.0
23:00:00	0	N/A	N/A	N/A
00:00:00	0	N/A	N/A	N/A

Summary of Violators
Broadmarston

from Sun-Mar-01-2026-12-00-AM to Wed-Mar-18-2026-03-59-PM

01:00:00	0	N/A	N/A	N/A
02:00:00	0	N/A	N/A	N/A
03:00:00	0	N/A	N/A	N/A
04:00:00	0	N/A	N/A	N/A
05:00:00	2	27.5	1	32.5
06:00:00	7	22.9	2	32.5
07:00:00	11	27.0	7	34.6
08:00:00	25	18.5	14	34.3
09:00:00	13	22.9	4	33.8
10:00:00	21	19.3	4	35.0
11:00:00	22	22.3	4	32.5
12:00:00	34	17.0	6	32.5
13:00:00	19	19.3	2	32.5
14:00:00	18	23.5	8	33.8
15:00:00	42	14.0	13	32.5
16:00:00	31	21.9	14	33.2
17:00:00	33	19.5	8	33.1
18:00:00	16	24.2	8	33.8
19:00:00	11	28.0	4	33.8
20:00:00	11	25.9	3	34.2
21:00:00	2	30.0	1	32.5
22:00:00	2	32.5	1	37.5
23:00:00	1	42.5	1	42.5
00:00:00	1	32.5	1	32.5
01:00:00	1	27.5	0	0.0
02:00:00	0	N/A	N/A	N/A
03:00:00	0	N/A	N/A	N/A
04:00:00	0	N/A	N/A	N/A
05:00:00	0	N/A	N/A	N/A
06:00:00	3	24.2	1	42.5
07:00:00	11	26.4	4	35.0
08:00:00	21	18.0	6	32.5
09:00:00	11	24.5	3	34.2
10:00:00	25	17.2	4	32.5
11:00:00	16	22.7	5	32.5
12:00:00	34	17.3	5	33.5
13:00:00	22	23.4	8	34.4
14:00:00	26	20.6	6	32.5
15:00:00	41	16.8	14	33.2
16:00:00	44	18.4	11	33.0
17:00:00	27	20.9	9	33.1
18:00:00	21	17.1	4	32.5
19:00:00	16	22.7	3	34.2
20:00:00	7	30.4	4	33.8
21:00:00	4	31.3	2	37.5
22:00:00	2	32.5	1	37.5
23:00:00	5	28.5	2	35.0
00:00:00	0	N/A	N/A	N/A
01:00:00	2	22.5	0	0.0

Summary of Violators
Broadmarston

from Sun-Mar-01-2026-12-00-AM to Wed-Mar-18-2026-03-59-PM

02:00:00	0	N/A	N/A	N/A
03:00:00	0	N/A	N/A	N/A
04:00:00	0	N/A	N/A	N/A
05:00:00	1	27.5	0	0.0
06:00:00	2	25.0	0	0.0
07:00:00	6	23.8	2	32.5
08:00:00	11	21.6	2	32.5
09:00:00	24	15.2	4	32.5
10:00:00	23	20.0	6	32.5
11:00:00	31	19.5	12	33.8
12:00:00	33	15.8	7	32.5
13:00:00	18	24.3	6	35.0
14:00:00	24	18.2	2	32.5
15:00:00	22	20.8	10	32.5
16:00:00	29	19.7	9	33.1
17:00:00	21	16.4	3	32.5
18:00:00	16	21.6	5	36.5
19:00:00	9	21.1	0	0.0
20:00:00	3	29.2	1	37.5
21:00:00	3	30.8	1	37.5
22:00:00	4	30.0	2	35.0
23:00:00	2	30.0	1	32.5
00:00:00	0	N/A	N/A	N/A
01:00:00	1	27.5	0	0.0
02:00:00	0	N/A	N/A	N/A
03:00:00	0	N/A	N/A	N/A
04:00:00	0	N/A	N/A	N/A
05:00:00	2	20.0	0	0.0
06:00:00	2	16.3	2	32.5
07:00:00	1	12.5	0	0.0
08:00:00	6	25.4	2	35.0
09:00:00	14	19.5	4	32.5
10:00:00	14	24.6	6	34.2
11:00:00	23	20.3	8	32.5
12:00:00	27	18.2	5	32.5
13:00:00	14	21.6	4	32.5
14:00:00	16	24.1	4	32.5
15:00:00	7	22.9	1	32.5
16:00:00	33	16.8	9	33.6
17:00:00	9	22.8	0	0.0
18:00:00	16	25.0	5	35.5
19:00:00	4	23.8	1	32.5
20:00:00	3	29.2	1	32.5
21:00:00	3	29.2	1	32.5
22:00:00	2	32.5	1	37.5
23:00:00	0	N/A	N/A	N/A
00:00:00	2	25.0	0	0.0
01:00:00	1	27.5	0	0.0
02:00:00	0	N/A	N/A	N/A

Summary of Violators
Broadmarston

from Sun-Mar-01-2026-12-00-AM to Wed-Mar-18-2026-03-59-PM

03:00:00	0	N/A	N/A	N/A
04:00:00	0	N/A	N/A	N/A
05:00:00	0	N/A	N/A	N/A
06:00:00	3	30.8	2	35.0
07:00:00	8	26.9	1	37.5
08:00:00	22	20.3	8	34.4
09:00:00	15	22.0	3	32.5
10:00:00	20	19.3	5	34.5
11:00:00	28	21.2	10	33.0
12:00:00	23	25.3	8	33.1
13:00:00	16	22.3	3	35.8
14:00:00	21	21.4	8	33.1
15:00:00	40	14.2	16	32.5
16:00:00	47	16.5	16	33.4
17:00:00	22	21.9	8	33.8
18:00:00	23	22.3	7	35.4
19:00:00	16	23.6	2	37.5
20:00:00	5	23.0	1	32.5
21:00:00	5	27.5	1	37.5
22:00:00	5	25.0	4	32.5
23:00:00	2	32.5	1	37.5
00:00:00	1	37.5	1	37.5
01:00:00	2	13.8	0	0.0
02:00:00	0	N/A	N/A	N/A
03:00:00	0	N/A	N/A	N/A
04:00:00	0	N/A	N/A	N/A
05:00:00	2	27.5	0	0.0
06:00:00	5	26.5	1	32.5
07:00:00	13	26.3	9	33.6
08:00:00	23	17.9	6	33.3
09:00:00	20	23.5	7	34.6
10:00:00	14	21.3	5	33.5
11:00:00	20	22.6	4	32.5
12:00:00	21	23.6	6	32.5
13:00:00	22	21.7	6	33.3
14:00:00	20	20.0	6	32.5
15:00:00	38	15.5	10	32.5
16:00:00	33	18.8	10	34.0
17:00:00	28	22.9	9	34.2
18:00:00	28	19.8	10	34.0
19:00:00	9	23.9	1	37.5
20:00:00	7	27.5	2	32.5
21:00:00	4	30.0	2	35.0
22:00:00	2	27.5	0	0.0
23:00:00	0	N/A	N/A	N/A
00:00:00	1	12.5	0	0.0
01:00:00	2	30.0	1	32.5
02:00:00	0	N/A	N/A	N/A
03:00:00	0	N/A	N/A	N/A

Summary of Violators
Broadmarston

from Sun-Mar-01-2026-12-00-AM to Wed-Mar-18-2026-03-59-PM

04:00:00	0	N/A	N/A	N/A
05:00:00	0	N/A	N/A	N/A
06:00:00	3	21.7	1	37.5
07:00:00	16	23.3	5	35.5
08:00:00	21	20.2	8	34.4
09:00:00	25	15.7	5	33.5
10:00:00	12	23.1	4	32.5
11:00:00	22	17.7	6	32.5
12:00:00	24	21.9	5	34.5
13:00:00	21	18.8	5	32.5
14:00:00	23	17.7	6	33.3
15:00:00	35	18.6	10	33.0
16:00:00	36	18.7	17	33.7
17:00:00	39	17.9	13	32.9
18:00:00	12	23.3	3	34.2
19:00:00	18	17.5	3	32.5
20:00:00	12	16.9	2	35.0
21:00:00	4	28.8	1	32.5
22:00:00	2	32.5	2	32.5
23:00:00	1	37.5	1	37.5
00:00:00	1	32.5	1	32.5
01:00:00	0	N/A	N/A	N/A
02:00:00	0	N/A	N/A	N/A
03:00:00	0	N/A	N/A	N/A
04:00:00	0	N/A	N/A	N/A
05:00:00	1	22.5	0	0.0
06:00:00	4	28.8	2	35.0
07:00:00	14	30.7	7	34.6
08:00:00	27	17.0	9	32.5
09:00:00	18	25.6	7	33.9
10:00:00	18	18.6	5	32.5
11:00:00	16	18.1	2	32.5
12:00:00	21	23.3	9	32.5
13:00:00	19	22.0	5	32.5
14:00:00	15	20.5	5	35.5
15:00:00	37	14.2	14	33.2
16:00:00	39	16.0	10	32.5
17:00:00	26	22.8	6	35.0
18:00:00	21	21.0	4	35.0
19:00:00	12	22.9	4	32.5
20:00:00	7	28.2	2	32.5
21:00:00	2	30.0	1	32.5
22:00:00	6	23.8	1	32.5
23:00:00	2	27.5	0	0.0
00:00:00	2	30.0	1	32.5
01:00:00	1	27.5	0	0.0
02:00:00	0	N/A	N/A	N/A
03:00:00	0	N/A	N/A	N/A
04:00:00	0	N/A	N/A	N/A

Summary of Violators
Broadmarston

from Sun-Mar-01-2026-12-00-AM to Wed-Mar-18-2026-03-59-PM

05:00:00	0	N/A	N/A	N/A
06:00:00	4	4.4	0	0.0
07:00:00	16	24.2	5	35.5
08:00:00	27	18.7	8	33.1
09:00:00	18	24.4	7	33.9
10:00:00	16	19.2	5	33.5
11:00:00	25	17.1	4	32.5
12:00:00	27	19.7	10	33.0
13:00:00	19	23.3	5	34.5
14:00:00	24	19.7	7	32.5
15:00:00	26	19.9	8	35.0
16:00:00	35	18.1	11	33.4
17:00:00	30	20.7	7	34.6
18:00:00	20	21.3	2	35.0
19:00:00	7	29.6	3	34.2
20:00:00	3	32.5	2	37.5
21:00:00	10	17.5	2	35.0
22:00:00	4	26.3	1	32.5
23:00:00	1	27.5	0	0.0
00:00:00	5	28.5	2	32.5
01:00:00	1	27.5	0	0.0
02:00:00	0	N/A	N/A	N/A
03:00:00	0	N/A	N/A	N/A
04:00:00	0	N/A	N/A	N/A
05:00:00	0	N/A	N/A	N/A
06:00:00	0	N/A	N/A	N/A
07:00:00	3	30.8	2	32.5
08:00:00	16	19.5	6	34.2
09:00:00	15	26.7	6	34.2
10:00:00	22	20.3	7	33.9
11:00:00	31	19.8	13	33.3
12:00:00	32	16.6	6	33.3
13:00:00	37	15.7	5	32.5
14:00:00	13	24.6	3	34.2
15:00:00	22	23.4	9	33.1
16:00:00	19	19.7	6	32.5
17:00:00	20	21.3	6	33.3
18:00:00	14	23.6	6	33.3
19:00:00	13	21.0	1	32.5
20:00:00	5	25.5	0	0.0
21:00:00	6	21.3	0	0.0
22:00:00	3	27.5	1	32.5
23:00:00	1	37.5	1	37.5
00:00:00	2	30.0	1	32.5
01:00:00	0	N/A	N/A	N/A
02:00:00	0	N/A	N/A	N/A
03:00:00	0	N/A	N/A	N/A
04:00:00	0	N/A	N/A	N/A
05:00:00	0	N/A	N/A	N/A

Summary of Violators
Broadmarston

from Sun-Mar-01-2026-12-00-AM to Wed-Mar-18-2026-03-59-PM

06:00:00	2	20.0	0	0.0
07:00:00	3	24.2	1	32.5
08:00:00	1	27.5	0	0.0
09:00:00	19	20.3	8	33.1
10:00:00	16	18.8	4	35.0
11:00:00	20	24.9	12	33.3
12:00:00	16	20.3	2	35.0
13:00:00	26	19.5	6	32.5
14:00:00	19	25.3	6	33.3
15:00:00	15	19.8	12	33.3
16:00:00	22	20.6	5	32.5
17:00:00	21	19.0	6	33.3
18:00:00	11	25.0	1	32.5
19:00:00	8	24.7	4	32.5
20:00:00	1	27.5	0	0.0
21:00:00	4	25.6	2	37.5
22:00:00	1	27.5	0	0.0
23:00:00	1	37.5	1	37.5
00:00:00	0	N/A	N/A	N/A
01:00:00	2	32.5	2	32.5
02:00:00	0	N/A	N/A	N/A
03:00:00	0	N/A	N/A	N/A
04:00:00	0	N/A	N/A	N/A
05:00:00	1	27.5	0	0.0
06:00:00	4	23.1	2	35.0
07:00:00	9	26.4	2	32.5
08:00:00	38	17.1	8	35.0
09:00:00	24	20.7	7	33.2
10:00:00	17	20.4	4	33.8
11:00:00	21	18.1	8	33.1
12:00:00	23	19.2	4	33.8
13:00:00	9	19.7	2	32.5
14:00:00	21	20.4	5	33.5
15:00:00	41	14.9	7	32.5
16:00:00	32	16.1	9	33.6
17:00:00	30	18.4	15	33.2
18:00:00	27	17.9	7	33.2
19:00:00	11	23.9	3	37.5
20:00:00	10	28.0	2	35.0
21:00:00	4	19.4	0	0.0
22:00:00	3	30.8	2	35.0
23:00:00	2	37.5	2	37.5
00:00:00	0	N/A	N/A	N/A
01:00:00	1	22.5	0	0.0
02:00:00	0	N/A	N/A	N/A
03:00:00	0	N/A	N/A	N/A
04:00:00	0	N/A	N/A	N/A
05:00:00	0	N/A	N/A	N/A
06:00:00	7	21.1	2	35.0

Summary of Violators
Broadmarston

from Sun-Mar-01-2026-12-00-AM to Wed-Mar-18-2026-03-59-PM

07:00:00	9	28.3	6	35.0
08:00:00	32	20.2	12	33.3
09:00:00	13	21.5	5	32.5
10:00:00	23	23.9	6	33.3
11:00:00	20	20.1	7	32.5
12:00:00	27	16.4	7	33.2
13:00:00	22	14.5	4	32.5
14:00:00	22	20.3	9	33.1
15:00:00	33	19.2	9	33.1
16:00:00	42	17.7	16	33.8
17:00:00	31	17.8	8	32.5
18:00:00	19	21.1	6	34.2
19:00:00	13	22.9	4	33.8
20:00:00	6	23.8	2	32.5
21:00:00	11	26.8	4	35.0
22:00:00	1	27.5	0	0.0
23:00:00	1	37.5	1	37.5

Incoming Histogram

Broadmarston

from Sun-Mar-01-2026-12-00-AM to Wed-Mar-18-2026-03-59-PM

Date	Starting Hr:min	<15	15 to <20	20 to <25	25 to <30	30 to <35	35 to <40	40 to <45	45 to <50	50 to <55	55 to <60	60 to <65	65 to <70	70 to <75	75 to <80	80 to <85	85 to <90	90 to <95	95 to <100	100 to >105	Total Counts	Avg Speed (MPH)	85pet Speed	10MPH Pace	% in pace	# of Speeders	% Speeders	
01/03/2026	00:00	0	0	0	0	1	0	0	0	0	0	0	0	0	0	0	0	0	0	0	0	1	32	35	25 to 35	100.0	1	100.0
01/03/2026	01:00	0	0	1	0	1	0	0	0	0	0	0	0	0	0	0	0	0	0	0	0	2	27	35	15 to 25	50.0	1	50.0
01/03/2026	02:00	0	0	0	0	0	0	0	0	0	0	0	0	0	0	0	0	0	0	0	0	0	0	0	*	*	*	*
01/03/2026	03:00	0	0	0	0	0	0	0	0	0	0	0	0	0	0	0	0	0	0	0	0	0	0	0	*	*	*	*
01/03/2026	04:00	0	0	0	0	0	0	0	0	0	0	0	0	0	0	0	0	0	0	0	0	0	0	0	*	*	*	*
01/03/2026	05:00	0	0	0	0	0	0	0	0	0	0	0	0	0	0	0	0	0	0	0	0	0	0	0	*	*	*	*
01/03/2026	06:00	0	0	0	0	0	0	0	0	0	0	0	0	0	0	0	0	0	0	0	0	0	0	0	*	*	*	*
01/03/2026	07:00	1	1	1	2	0	0	0	0	0	0	0	0	0	0	0	0	0	0	0	0	5	21	27.5	20 to 30	60.0	*	*
01/03/2026	08:00	0	0	0	2	1	0	0	0	0	0	0	0	0	0	0	0	0	0	0	0	3	28.7	35	25 to 35	100.0	1	33.3
01/03/2026	09:00	2	0	2	5	5	0	0	0	0	0	0	0	0	0	0	0	0	0	0	0	14	26.1	33	25 to 35	71.4	5	35.7
01/03/2026	10:00	3	2	6	13	8	2	0	0	0	0	0	0	0	0	0	0	0	0	0	0	34	26.2	33.1	25 to 35	61.8	10	29.4
01/03/2026	11:00	4	2	3	6	1	2	0	0	0	0	0	0	0	0	0	0	0	0	0	0	18	23.2	30	20 to 30	50.0	3	16.7
01/03/2026	12:00	0	0	4	6	8	0	0	0	0	0	0	0	0	0	0	0	0	0	0	0	18	28.2	33.1	25 to 35	77.8	8	44.4
01/03/2026	13:00	1	0	2	7	10	1	0	0	0	0	0	0	0	0	0	0	0	0	0	0	21	28.8	34	25 to 35	81.0	11	52.4
01/03/2026	14:00	0	1	4	8	4	2	0	0	0	0	0	0	0	0	0	0	0	0	0	0	19	27.7	33.8	20 to 30	63.2	6	31.6
01/03/2026	15:00	3	1	5	4	4	2	0	0	0	0	0	0	0	0	0	0	0	0	0	0	19	24.8	33.8	20 to 30	47.4	6	31.6
01/03/2026	16:00	0	1	6	8	2	2	0	0	0	0	0	0	0	0	0	0	0	0	0	0	19	26.5	32.5	20 to 30	73.7	4	21.1
01/03/2026	17:00	0	0	3	7	3	0	0	0	0	0	0	0	0	0	0	0	0	0	0	0	13	27.1	31.7	20 to 30	76.9	3	23.1
01/03/2026	18:00	0	0	2	4	2	1	0	0	0	0	0	0	0	0	0	0	0	0	0	0	9	28.1	35	20 to 30	66.7	3	33.3
01/03/2026	19:00	0	0	3	2	5	0	0	0	0	0	0	0	0	0	0	0	0	0	0	0	10	28.1	33	25 to 35	70.0	5	50.0
01/03/2026	20:00	0	0	0	2	2	0	0	0	0	0	0	0	0	0	0	0	0	0	0	0	4	29.5	32.5	25 to 35	100.0	2	50.0
01/03/2026	21:00	0	0	0	0	1	0	1	0	0	0	0	0	0	0	0	0	0	0	0	0	2	37	45	25 to 35	50.0	2	100.0
01/03/2026	22:00	0	0	0	0	0	0	0	0	0	0	0	0	0	0	0	0	0	0	0	0	0	0	0	*	*	*	*
01/03/2026	23:00	0	0	0	1	0	0	0	0	0	0	0	0	0	0	0	0	0	0	0	0	1	27	30	20 to 30	100.0	*	*
24 Hr Summary		14	8	42	77	58	12	1	0	0	0	0	0	0	0	0	0	0	0	0	0	212	26.8	33.4	25 to 35	63.7	71	33.5

Incoming Histogram

Broadmarston

from Sun-Mar-01-2026-12-00-AM to Wed-Mar-18-2026-03-59-PM

Date	Starting Hr:min	<15	15 to <20	20 to <25	25 to <30	30 to <35	35 to <40	40 to <45	45 to <50	50 to <55	55 to <60	60 to <65	65 to <70	70 to <75	75 to <80	80 to <85	85 to <90	90 to <95	95 to <100	100 to >105	Total Counts	Avg Speed (MPH)	85pet Speed	10MPH Pace	% in pace	# of Speeders	% Speeders	
02/03/2026	00:00	0	0	0	0	1	0	0	0	0	0	0	0	0	0	0	0	0	0	0	0	1	32	35	25 to 35	100.0	1	100.0
02/03/2026	01:00	0	0	0	1	0	0	0	0	0	0	0	0	0	0	0	0	0	0	0	0	1	27	30	20 to 30	100.0	*	*
02/03/2026	02:00	0	0	0	0	0	0	0	0	0	0	0	0	0	0	0	0	0	0	0	0	0	0	0	*	*	*	*
02/03/2026	03:00	0	0	0	0	0	0	0	0	0	0	0	0	0	0	0	0	0	0	0	0	0	0	0	*	*	*	*
02/03/2026	04:00	0	0	0	0	0	0	0	0	0	0	0	0	0	0	0	0	0	0	0	0	0	0	0	*	*	*	*
02/03/2026	05:00	0	0	0	0	0	0	0	0	0	0	0	0	0	0	0	0	0	0	0	0	0	0	0	*	*	*	*
02/03/2026	06:00	0	0	2	0	0	0	0	0	0	0	0	0	0	0	0	0	0	0	0	0	2	22	25	15 to 25	100.0	*	*
02/03/2026	07:00	0	0	4	4	6	3	0	0	0	0	0	0	0	0	0	0	0	0	0	0	17	29.5	35	25 to 35	58.8	9	52.9
02/03/2026	08:00	0	0	2	20	8	1	0	0	0	0	0	0	0	0	0	0	0	0	0	0	31	28.5	32.5	25 to 35	90.3	9	29.0
02/03/2026	09:00	1	0	4	11	4	1	0	0	0	0	0	0	0	0	0	0	0	0	0	0	21	27	32.5	20 to 30	71.4	5	23.8
02/03/2026	10:00	0	0	2	7	5	1	0	0	0	0	0	0	0	0	0	0	0	0	0	0	15	28.9	34	25 to 35	80.0	6	40.0
02/03/2026	11:00	0	1	5	4	2	2	0	0	0	0	0	0	0	0	0	0	0	0	0	0	14	26.8	35	20 to 30	64.3	4	28.6
02/03/2026	12:00	1	0	3	13	11	1	0	0	0	0	0	0	0	0	0	0	0	0	0	0	29	28.4	33.6	25 to 35	82.8	12	41.4
02/03/2026	13:00	3	3	7	8	10	0	0	0	0	0	0	0	0	0	0	0	0	0	0	0	31	25.1	32.5	25 to 35	58.1	10	32.3
02/03/2026	14:00	3	1	4	7	5	1	0	0	0	0	0	0	0	0	0	0	0	0	0	0	21	25.1	33	25 to 35	57.1	6	28.6
02/03/2026	15:00	0	1	0	13	15	1	0	0	0	0	0	0	0	0	0	0	0	0	0	0	30	29.9	34	25 to 35	93.3	16	53.3
02/03/2026	16:00	2	1	7	12	10	3	0	0	0	0	0	0	0	0	0	0	0	0	0	0	35	27.4	34	25 to 35	62.9	13	37.1
02/03/2026	17:00	4	2	6	13	9	1	0	0	0	0	0	0	0	0	0	0	0	0	0	0	35	25.6	32.8	25 to 35	62.9	10	28.6
02/03/2026	18:00	0	0	4	8	3	2	0	0	0	0	0	0	0	0	0	0	0	0	0	0	17	28.1	33.3	20 to 30	70.6	5	29.4
02/03/2026	19:00	0	0	4	6	4	0	0	0	0	0	0	0	0	0	0	0	0	0	0	0	14	27.2	32.5	20 to 30	71.4	4	28.6
02/03/2026	20:00	1	0	2	3	3	0	0	0	0	0	0	0	0	0	0	0	0	0	0	0	9	26	33.3	25 to 35	66.7	3	33.3
02/03/2026	21:00	0	0	0	0	1	0	0	0	0	0	0	0	0	0	0	0	0	0	0	0	1	32	35	25 to 35	100.0	1	100.0
02/03/2026	22:00	0	0	0	0	2	0	0	0	0	0	0	0	0	0	0	0	0	0	0	0	2	32	35	25 to 35	100.0	2	100.0
02/03/2026	23:00	0	0	0	1	0	0	1	0	0	0	0	0	0	0	0	0	0	0	0	0	2	34.5	45	20 to 30	50.0	1	50.0
24 Hr Summary		15	9	56	131	99	17	1	0	0	0	0	0	0	0	0	0	0	0	0	328	27.4	33.4	25 to 35	70.1	117	35.7	

Incoming Histogram

Broadmarston

from Sun-Mar-01-2026-12-00-AM to Wed-Mar-18-2026-03-59-PM

Date	Starting Hr:min	<15	15 to <20	20 to <25	25 to <30	30 to <35	35 to <40	40 to <45	45 to <50	50 to <55	55 to <60	60 to <65	65 to <70	70 to <75	75 to <80	80 to <85	85 to <90	90 to <95	95 to <100	100 to >105	Total Counts	Avg Speed (MPH)	85pet Speed	10MPH Pace	% in pace	# of Speeders	% Speeders	
03/03/2026	00:00	0	0	0	0	0	0	0	0	0	0	0	0	0	0	0	0	0	0	0	0	0	0	*	*	*	*	
03/03/2026	01:00	0	0	0	0	0	0	0	0	0	0	0	0	0	0	0	0	0	0	0	0	0	0	0	*	*	*	*
03/03/2026	02:00	0	0	0	0	0	0	0	0	0	0	0	0	0	0	0	0	0	0	0	0	0	0	0	*	*	*	*
03/03/2026	03:00	0	0	0	0	0	0	0	0	0	0	0	0	0	0	0	0	0	0	0	0	0	0	0	*	*	*	*
03/03/2026	04:00	0	0	0	0	0	0	0	0	0	0	0	0	0	0	0	0	0	0	0	0	0	0	0	*	*	*	*
03/03/2026	05:00	0	0	0	0	0	0	0	0	0	0	0	0	0	0	0	0	0	0	0	0	0	0	0	*	*	*	*
03/03/2026	06:00	0	0	1	1	2	0	0	0	0	0	0	0	0	0	0	0	0	0	0	0	4	28.3	32.5	25 to 35	75.0	2	50.0
03/03/2026	07:00	0	0	1	6	3	2	0	0	0	0	0	0	0	0	0	0	0	0	0	0	12	29.7	35	25 to 35	75.0	5	41.7
03/03/2026	08:00	0	2	8	13	8	2	0	0	0	0	0	0	0	0	0	0	0	0	0	0	33	27.2	33.1	20 to 30	63.6	10	30.3
03/03/2026	09:00	2	3	3	11	4	2	0	0	0	0	0	0	0	0	0	0	0	0	0	0	25	25.6	32.5	25 to 35	60.0	6	24.0
03/03/2026	10:00	2	1	2	9	7	1	0	0	0	0	0	0	0	0	0	0	0	0	0	0	22	26.9	33.6	25 to 35	72.7	8	36.4
03/03/2026	11:00	3	0	2	5	3	0	0	0	0	0	0	0	0	0	0	0	0	0	0	0	13	23.7	31.7	25 to 35	61.5	3	23.1
03/03/2026	12:00	1	2	1	6	7	2	0	0	0	0	0	0	0	0	0	0	0	0	0	0	19	27.8	34.3	25 to 35	68.4	9	47.4
03/03/2026	13:00	1	1	4	8	7	1	0	0	0	0	0	0	0	0	0	0	0	0	0	0	22	27.1	33.6	25 to 35	68.2	8	36.4
03/03/2026	14:00	0	3	4	6	10	3	0	0	0	0	0	0	0	0	0	0	0	0	0	0	26	28.4	34.5	25 to 35	61.5	13	50.0
03/03/2026	15:00	1	2	4	10	9	2	0	0	0	0	0	0	0	0	0	0	0	0	0	0	28	27.6	33.9	25 to 35	67.9	11	39.3
03/03/2026	16:00	1	0	9	17	8	0	1	0	0	0	0	0	0	0	0	0	0	0	0	0	36	27.2	32.5	20 to 30	72.2	9	25.0
03/03/2026	17:00	0	1	3	16	4	3	0	0	0	0	0	0	0	0	0	0	0	0	0	0	27	28.1	33.8	25 to 35	74.1	7	25.9
03/03/2026	18:00	2	1	3	11	8	1	0	0	0	0	0	0	0	0	0	0	0	0	0	0	26	26.8	33.1	25 to 35	73.1	9	34.6
03/03/2026	19:00	0	0	9	7	4	1	0	0	0	0	0	0	0	0	0	0	0	0	0	0	21	26.5	32.5	20 to 30	76.2	5	23.8
03/03/2026	20:00	0	1	4	10	3	1	0	0	0	0	0	0	0	0	0	0	0	0	0	0	19	27	31.7	20 to 30	73.7	4	21.1
03/03/2026	21:00	0	0	2	0	0	0	0	0	0	0	0	0	0	0	0	0	0	0	0	0	2	22	25	15 to 25	100.0	*	*
03/03/2026	22:00	0	0	0	2	1	1	0	0	0	0	0	0	0	0	0	0	0	0	0	0	4	31	35	25 to 35	75.0	2	50.0
03/03/2026	23:00	0	0	0	0	2	0	0	0	0	0	0	0	0	0	0	0	0	0	0	0	2	32.5	35	25 to 35	100.0	2	100.0
24 Hr Summary		13	17	60	138	90	22	1	0	0	0	0	0	0	0	0	0	0	0	0	341	27.2	33.4	25 to 35	66.9	113	33.1	

Incoming Histogram

Broadmarston

from Sun-Mar-01-2026-12-00-AM to Wed-Mar-18-2026-03-59-PM

Date	Starting Hr:min	<15	15 to <20	20 to <25	25 to <30	30 to <35	35 to <40	40 to <45	45 to <50	50 to <55	55 to <60	60 to <65	65 to <70	70 to <75	75 to <80	80 to <85	85 to <90	90 to <95	95 to <100	100 to >105	Total Counts	Avg Speed (MPH)	85pet Speed	10MPH Pace	% in pace	# of Speeders	% Speeders	
04/03/2026	00:00	0	0	0	0	0	1	0	0	0	0	0	0	0	0	0	0	0	0	0	0	1	37	40	30 to 40	100.0	1	100.0
04/03/2026	01:00	0	0	2	0	0	0	0	0	0	0	0	0	0	0	0	0	0	0	0	0	2	22.5	25	15 to 25	100.0	*	*
04/03/2026	02:00	0	0	0	0	0	0	0	0	0	0	0	0	0	0	0	0	0	0	0	0	0	0	0	*	*	*	*
04/03/2026	03:00	0	0	0	0	0	0	0	0	0	0	0	0	0	0	0	0	0	0	0	0	0	0	0	*	*	*	*
04/03/2026	04:00	0	0	0	0	0	0	0	0	0	0	0	0	0	0	0	0	0	0	0	0	0	0	0	*	*	*	*
04/03/2026	05:00	0	0	0	0	1	0	0	0	0	0	0	0	0	0	0	0	0	0	0	0	1	32	35	25 to 35	100.0	1	100.0
04/03/2026	06:00	0	1	0	0	0	1	0	0	0	0	0	0	0	0	0	0	0	0	0	0	2	27	40	10 to 20	50.0	1	50.0
04/03/2026	07:00	0	0	4	8	5	2	0	0	0	0	0	0	0	0	0	0	0	0	0	0	19	28.4	34	25 to 35	68.4	7	36.8
04/03/2026	08:00	0	0	4	9	11	1	0	0	0	0	0	0	0	0	0	0	0	0	0	0	25	29	33.6	25 to 35	80.0	12	48.0
04/03/2026	09:00	2	1	6	6	7	0	0	0	0	0	0	0	0	0	0	0	0	0	0	0	22	25.5	32.9	25 to 35	59.1	7	31.8
04/03/2026	10:00	2	0	3	7	8	1	0	0	0	0	0	0	0	0	0	0	0	0	0	0	21	27.1	33.8	25 to 35	71.4	9	42.9
04/03/2026	11:00	5	3	2	12	2	0	0	0	0	0	0	0	0	0	0	0	0	0	0	0	24	22.9	29.2	20 to 30	58.3	2	8.3
04/03/2026	12:00	2	1	3	9	5	3	0	0	0	0	0	0	0	0	0	0	0	0	0	0	23	27.1	35	25 to 35	60.9	8	34.8
04/03/2026	13:00	0	2	6	6	7	1	1	0	0	0	0	0	0	0	0	0	0	0	0	0	23	27.7	34.3	25 to 35	56.5	9	39.1
04/03/2026	14:00	2	1	5	10	8	3	0	0	0	0	0	0	0	0	0	0	0	0	0	0	29	27.2	34.4	25 to 35	62.1	11	37.9
04/03/2026	15:00	0	0	6	20	11	4	0	0	0	0	0	0	0	0	0	0	0	0	0	0	41	28.8	34.1	25 to 35	75.6	15	36.6
04/03/2026	16:00	0	1	4	18	8	1	0	0	0	0	0	0	0	0	0	0	0	0	0	0	32	27.9	32.5	25 to 35	81.3	9	28.1
04/03/2026	17:00	0	0	8	8	7	1	0	0	0	0	0	0	0	0	0	0	0	0	0	0	24	27.4	32.9	20 to 30	66.7	8	33.3
04/03/2026	18:00	0	0	7	6	6	0	0	0	0	0	0	0	0	0	0	0	0	0	0	0	19	26.9	32.5	20 to 30	68.4	6	31.6
04/03/2026	19:00	1	0	2	4	7	2	0	0	0	0	0	0	0	0	0	0	0	0	0	0	16	29	35	25 to 35	68.8	9	56.3
04/03/2026	20:00	0	0	0	0	2	0	0	0	0	0	0	0	0	0	0	0	0	0	0	0	2	32	35	25 to 35	100.0	2	100.0
04/03/2026	21:00	0	0	0	0	1	0	0	0	0	0	0	0	0	0	0	0	0	0	0	0	1	32	35	25 to 35	100.0	1	100.0
04/03/2026	22:00	0	0	0	0	1	1	0	0	0	0	0	0	0	0	0	0	0	0	0	0	2	34.5	40	30 to 40	100.0	2	100.0
04/03/2026	23:00	0	0	0	0	0	0	0	0	0	0	0	0	0	0	0	0	0	0	0	0	0	0	0	*	*	*	*
24 Hr Summary		14	10	62	123	97	22	1	0	0	0	0	0	0	0	0	0	0	0	0	0	329	27.5	33.7	25 to 35	66.9	120	36.5

Incoming Histogram

Broadmarston

from Sun-Mar-01-2026-12-00-AM to Wed-Mar-18-2026-03-59-PM

Date	Starting Hr:min	<15	15 to <20	20 to <25	25 to <30	30 to <35	35 to <40	40 to <45	45 to <50	50 to <55	55 to <60	60 to <65	65 to <70	70 to <75	75 to <80	80 to <85	85 to <90	90 to <95	95 to <100	100 to >105	Total Counts	Avg Speed (MPH)	85pet Speed	10MPH Pace	% in pace	# of Speeders	% Speeders	
05/03/2026	00:00	0	0	0	0	0	0	0	0	0	0	0	0	0	0	0	0	0	0	0	0	0	0	*	*	*	*	
05/03/2026	01:00	0	0	0	0	0	0	0	0	0	0	0	0	0	0	0	0	0	0	0	0	0	0	*	*	*	*	
05/03/2026	02:00	0	0	0	0	0	0	0	0	0	0	0	0	0	0	0	0	0	0	0	0	0	0	*	*	*	*	
05/03/2026	03:00	0	0	0	0	0	0	0	0	0	0	0	0	0	0	0	0	0	0	0	0	0	0	*	*	*	*	
05/03/2026	04:00	0	0	0	0	0	0	0	0	0	0	0	0	0	0	0	0	0	0	0	0	0	0	*	*	*	*	
05/03/2026	05:00	0	0	1	0	1	0	0	0	0	0	0	0	0	0	0	0	0	0	0	0	2	27	35	15 to 25	50.0	1	50.0
05/03/2026	06:00	0	1	2	2	2	0	0	0	0	0	0	0	0	0	0	0	0	0	0	0	7	25.7	32.5	20 to 30	57.1	2	28.6
05/03/2026	07:00	0	0	0	4	4	3	0	1	0	0	0	0	0	0	0	0	0	0	0	0	12	32.9	38.3	25 to 35	66.7	8	66.7
05/03/2026	08:00	0	0	2	10	12	0	1	0	0	0	0	0	0	0	0	0	0	0	0	0	25	29.8	33.8	25 to 35	88.0	13	52.0
05/03/2026	09:00	0	1	3	4	3	1	0	0	0	0	0	0	0	0	0	0	0	0	0	0	12	27.2	33.3	20 to 30	58.3	4	33.3
05/03/2026	10:00	3	1	3	11	2	2	0	0	0	0	0	0	0	0	0	0	0	0	0	0	22	25.1	32.5	20 to 30	63.6	4	18.2
05/03/2026	11:00	3	1	7	9	5	0	0	0	0	0	0	0	0	0	0	0	0	0	0	0	25	24.5	31	20 to 30	64.0	5	20.0
05/03/2026	12:00	3	1	5	16	5	0	0	0	0	0	0	0	0	0	0	0	0	0	0	0	30	25.2	31	20 to 30	70.0	5	16.7
05/03/2026	13:00	1	2	6	9	4	0	0	0	0	0	0	0	0	0	0	0	0	0	0	0	22	25.1	31.2	20 to 30	68.2	4	18.2
05/03/2026	14:00	2	0	1	7	5	2	0	0	0	0	0	0	0	0	0	0	0	0	0	0	17	27.7	34	25 to 35	70.6	7	41.2
05/03/2026	15:00	4	3	5	16	14	0	0	0	0	0	0	0	0	0	0	0	0	0	0	0	42	26.1	32.9	25 to 35	71.4	14	33.3
05/03/2026	16:00	0	2	5	12	11	0	1	0	0	0	0	0	0	0	0	0	0	0	0	0	31	28	33.2	25 to 35	74.2	12	38.7
05/03/2026	17:00	0	1	5	18	7	1	0	0	0	0	0	0	0	0	0	0	0	0	0	0	32	27.5	32.1	25 to 35	78.1	8	25.0
05/03/2026	18:00	0	0	2	5	7	2	0	0	0	0	0	0	0	0	0	0	0	0	0	0	16	30	35	25 to 35	75.0	9	56.3
05/03/2026	19:00	0	0	4	5	2	1	0	0	0	0	0	0	0	0	0	0	0	0	0	0	12	27.1	32.5	20 to 30	75.0	3	25.0
05/03/2026	20:00	0	0	2	4	2	1	0	0	0	0	0	0	0	0	0	0	0	0	0	0	9	28.1	35	20 to 30	66.7	3	33.3
05/03/2026	21:00	0	0	0	1	1	0	0	0	0	0	0	0	0	0	0	0	0	0	0	0	2	29.5	35	25 to 35	100.0	1	50.0
05/03/2026	22:00	0	0	0	1	0	1	0	0	0	0	0	0	0	0	0	0	0	0	0	0	2	32	40	20 to 30	50.0	1	50.0
05/03/2026	23:00	0	0	0	0	0	0	1	0	0	0	0	0	0	0	0	0	0	0	0	0	1	42	45	35 to 45	100.0	1	100.0
24 Hr Summary		16	13	53	134	87	14	3	1	0	0	0	0	0	0	0	0	0	0	0	321	27.1	33.3	25 to 35	68.8	105	32.7	

Incoming Histogram

Broadmarston

from Sun-Mar-01-2026-12-00-AM to Wed-Mar-18-2026-03-59-PM

Date	Starting Hr:min	<15	15 to <20	20 to <25	25 to <30	30 to <35	35 to <40	40 to <45	45 to <50	50 to <55	55 to <60	60 to <65	65 to <70	70 to <75	75 to <80	80 to <85	85 to <90	90 to <95	95 to <100	100 to >105	Total Counts	Avg Speed (MPH)	85pet Speed	10MPH Pace	% in pace	# of Speeders	% Speeders	
06/03/2026	00:00	0	0	0	0	1	0	0	0	0	0	0	0	0	0	0	0	0	0	0	0	1	32	35	25 to 35	100.0	1	100.0
06/03/2026	01:00	0	0	0	1	0	0	0	0	0	0	0	0	0	0	0	0	0	0	0	0	1	27	30	20 to 30	100.0	*	*
06/03/2026	02:00	0	0	0	0	0	0	0	0	0	0	0	0	0	0	0	0	0	0	0	0	0	0	0	*	*	*	*
06/03/2026	03:00	0	0	0	0	0	0	0	0	0	0	0	0	0	0	0	0	0	0	0	0	0	0	0	*	*	*	*
06/03/2026	04:00	0	0	0	0	0	0	0	0	0	0	0	0	0	0	0	0	0	0	0	0	0	0	0	*	*	*	*
06/03/2026	05:00	1	0	0	0	0	0	0	0	0	0	0	0	0	0	0	0	0	0	0	0	1	7	10	0 to 10	100.0	*	*
06/03/2026	06:00	0	0	1	0	0	0	1	0	0	0	0	0	0	0	0	0	0	0	0	0	2	32	45	15 to 25	50.0	1	50.0
06/03/2026	07:00	0	0	5	6	2	2	0	0	0	0	0	0	0	0	0	0	0	0	0	0	15	27.5	35	20 to 30	73.3	4	26.7
06/03/2026	08:00	0	0	0	12	6	0	0	0	0	0	0	0	0	0	0	0	0	0	0	0	18	28.9	32.5	25 to 35	100.0	6	33.3
06/03/2026	09:00	0	1	3	6	2	1	0	0	0	0	0	0	0	0	0	0	0	0	0	0	13	26.8	32.5	20 to 30	69.2	3	23.1
06/03/2026	10:00	0	4	3	12	4	0	0	0	0	0	0	0	0	0	0	0	0	0	0	0	23	25.7	31.2	25 to 35	69.6	4	17.4
06/03/2026	11:00	0	1	2	9	6	0	0	0	0	0	0	0	0	0	0	0	0	0	0	0	18	27.7	32.5	25 to 35	83.3	6	33.3
06/03/2026	12:00	4	3	9	12	3	1	0	0	0	0	0	0	0	0	0	0	0	0	0	0	32	23.5	29.6	20 to 30	65.6	4	12.5
06/03/2026	13:00	0	1	7	7	5	3	0	0	0	0	0	0	0	0	0	0	0	0	0	0	23	27.6	35	20 to 30	60.9	8	34.8
06/03/2026	14:00	1	0	6	12	8	0	0	0	0	0	0	0	0	0	0	0	0	0	0	0	27	27	32.5	25 to 35	74.1	8	29.6
06/03/2026	15:00	1	2	9	15	11	2	0	0	0	0	0	0	0	0	0	0	0	0	0	0	40	27.1	33.2	25 to 35	65.0	13	32.5
06/03/2026	16:00	0	0	12	20	10	1	0	0	0	0	0	0	0	0	0	0	0	0	0	0	43	27.3	32.5	20 to 30	74.4	11	25.6
06/03/2026	17:00	0	1	6	11	7	1	0	0	0	0	0	0	0	0	0	0	0	0	0	0	26	27.4	32.9	25 to 35	69.2	8	30.8
06/03/2026	18:00	1	1	4	13	5	0	0	0	0	0	0	0	0	0	0	0	0	0	0	0	24	26.1	31	25 to 35	75.0	5	20.8
06/03/2026	19:00	0	0	4	8	1	1	0	0	0	0	0	0	0	0	0	0	0	0	0	0	14	26.9	30	20 to 30	85.7	2	14.3
06/03/2026	20:00	0	0	0	2	3	1	0	0	0	0	0	0	0	0	0	0	0	0	0	0	6	31.2	35	25 to 35	83.3	4	66.7
06/03/2026	21:00	0	0	1	1	1	0	1	0	0	0	0	0	0	0	0	0	0	0	0	0	4	30.8	35	20 to 30	50.0	2	50.0
06/03/2026	22:00	0	0	0	1	0	1	0	0	0	0	0	0	0	0	0	0	0	0	0	0	2	32	40	20 to 30	50.0	1	50.0
06/03/2026	23:00	0	0	2	1	1	1	0	0	0	0	0	0	0	0	0	0	0	0	0	0	5	28	35	20 to 30	60.0	2	40.0
24 Hr Summary		8	14	74	149	76	15	2	0	0	0	0	0	0	0	0	0	0	0	0	0	338	26.9	32.8	25 to 35	66.6	93	27.5

Incoming Histogram

Broadmarston

from Sun-Mar-01-2026-12-00-AM to Wed-Mar-18-2026-03-59-PM

Date	Starting Hr:min	<15	15 to <20	20 to <25	25 to <30	30 to <35	35 to <40	40 to <45	45 to <50	50 to <55	55 to <60	60 to <65	65 to <70	70 to <75	75 to <80	80 to <85	85 to <90	90 to <95	95 to <100	100 to >105	Total Counts	Avg Speed (MPH)	85pet Speed	10MPH Pace	% in pace	# of Speeders	% Speeders	
07/03/2026	00:00	0	0	0	0	0	0	0	0	0	0	0	0	0	0	0	0	0	0	0	0	0	0	*	*	*	*	
07/03/2026	01:00	0	1	0	1	0	0	0	0	0	0	0	0	0	0	0	0	0	0	0	0	2	22	30	10 to 20	50.0	*	*
07/03/2026	02:00	0	0	0	0	0	0	0	0	0	0	0	0	0	0	0	0	0	0	0	0	0	0	*	*	*	*	
07/03/2026	03:00	0	0	0	0	0	0	0	0	0	0	0	0	0	0	0	0	0	0	0	0	0	0	*	*	*	*	
07/03/2026	04:00	0	0	0	0	0	0	0	0	0	0	0	0	0	0	0	0	0	0	0	0	0	0	*	*	*	*	
07/03/2026	05:00	0	0	1	2	0	0	0	0	0	0	0	0	0	0	0	0	0	0	0	0	3	25.3	30	20 to 30	100.0	*	*
07/03/2026	06:00	0	0	0	0	0	0	0	0	0	0	0	0	0	0	0	0	0	0	0	0	0	0	*	*	*	*	
07/03/2026	07:00	0	0	2	3	2	0	0	0	0	0	0	0	0	0	0	0	0	0	0	0	7	27.1	32.5	20 to 30	71.4	2	28.6
07/03/2026	08:00	0	0	5	3	2	0	0	0	0	0	0	0	0	0	0	0	0	0	0	0	10	25.6	30	20 to 30	80.0	2	20.0
07/03/2026	09:00	3	1	6	11	4	0	0	0	0	0	0	0	0	0	0	0	0	0	0	0	25	24.7	30	20 to 30	68.0	4	16.0
07/03/2026	10:00	2	0	6	9	7	0	0	0	0	0	0	0	0	0	0	0	0	0	0	0	24	26.2	32.1	25 to 35	66.7	7	29.2
07/03/2026	11:00	0	0	4	14	9	3	0	0	0	0	0	0	0	0	0	0	0	0	0	0	30	29.1	34.4	25 to 35	76.7	12	40.0
07/03/2026	12:00	1	1	9	15	6	0	0	0	0	0	0	0	0	0	0	0	0	0	0	0	32	26.1	30.8	20 to 30	75.0	6	18.8
07/03/2026	13:00	0	0	8	7	4	1	1	0	0	0	0	0	0	0	0	0	0	0	0	0	21	27.4	33.8	20 to 30	71.4	6	28.6
07/03/2026	14:00	0	0	9	10	3	0	0	0	0	0	0	0	0	0	0	0	0	0	0	0	22	25.9	30	20 to 30	86.4	3	13.6
07/03/2026	15:00	2	1	5	7	10	0	0	0	0	0	0	0	0	0	0	0	0	0	0	0	25	26.6	33	25 to 35	68.0	10	40.0
07/03/2026	16:00	1	0	5	15	7	1	0	0	0	0	0	0	0	0	0	0	0	0	0	0	29	27.4	32.9	25 to 35	75.9	8	27.6
07/03/2026	17:00	1	1	5	9	3	0	0	0	0	0	0	0	0	0	0	0	0	0	0	0	19	25.2	30	20 to 30	73.7	3	15.8
07/03/2026	18:00	0	0	4	5	1	4	0	0	0	0	0	0	0	0	0	0	0	0	0	0	14	29	37.5	20 to 30	64.3	5	35.7
07/03/2026	19:00	1	0	3	5	0	1	0	0	0	0	0	0	0	0	0	0	0	0	0	0	10	25.1	29	20 to 30	80.0	1	10.0
07/03/2026	20:00	0	0	1	1	0	0	0	0	0	0	0	0	0	0	0	0	0	0	0	0	2	24.5	30	20 to 30	100.0	*	*
07/03/2026	21:00	0	0	0	2	0	2	0	0	0	0	0	0	0	0	0	0	0	0	0	0	4	32	37.5	20 to 30	50.0	2	50.0
07/03/2026	22:00	0	0	1	1	1	0	0	0	0	0	0	0	0	0	0	0	0	0	0	0	3	27	35	20 to 30	66.7	1	33.3
07/03/2026	23:00	0	0	0	1	1	0	0	0	0	0	0	0	0	0	0	0	0	0	0	0	2	29.5	35	25 to 35	100.0	1	50.0
24 Hr Summary		11	5	74	121	60	12	1	0	0	0	0	0	0	0	0	0	0	0	0	0	284	26.7	32.5	20 to 30	68.7	73	25.7

Incoming Histogram

Broadmarston

from Sun-Mar-01-2026-12-00-AM to Wed-Mar-18-2026-03-59-PM

Date	Starting Hr:min	<15	15 to <20	20 to <25	25 to <30	30 to <35	35 to <40	40 to <45	45 to <50	50 to <55	55 to <60	60 to <65	65 to <70	70 to <75	75 to <80	80 to <85	85 to <90	90 to <95	95 to <100	100 to >105	Total Counts	Avg Speed (MPH)	85pet Speed	10MPH Pace	% in pace	# of Speeders	% Speeders	
08/03/2026	00:00	0	0	0	0	0	0	0	0	0	0	0	0	0	0	0	0	0	0	0	0	0	0	*	*	*	*	
08/03/2026	01:00	0	0	0	1	0	0	0	0	0	0	0	0	0	0	0	0	0	0	0	0	1	27	30	20 to 30	100.0	*	*
08/03/2026	02:00	0	0	0	0	0	0	0	0	0	0	0	0	0	0	0	0	0	0	0	0	0	0	0	*	*	*	*
08/03/2026	03:00	0	0	0	0	0	0	0	0	0	0	0	0	0	0	0	0	0	0	0	0	0	0	0	*	*	*	*
08/03/2026	04:00	0	0	0	0	0	0	0	0	0	0	0	0	0	0	0	0	0	0	0	0	0	0	0	*	*	*	*
08/03/2026	05:00	1	0	0	1	0	0	0	0	0	0	0	0	0	0	0	0	0	0	0	0	2	19.5	30	5 to 15	50.0	*	*
08/03/2026	06:00	0	0	0	0	2	0	0	0	0	0	0	0	0	0	0	0	0	0	0	0	2	32.5	35	25 to 35	100.0	2	100.0
08/03/2026	07:00	1	0	0	0	0	0	0	0	0	0	0	0	0	0	0	0	0	0	0	0	1	12	15	5 to 15	100.0	*	*
08/03/2026	08:00	0	0	0	4	1	1	0	0	0	0	0	0	0	0	0	0	0	0	0	0	6	29.7	35	25 to 35	83.3	2	33.3
08/03/2026	09:00	2	1	1	6	5	0	0	0	0	0	0	0	0	0	0	0	0	0	0	0	15	25.9	33	25 to 35	73.3	5	33.3
08/03/2026	10:00	1	0	3	6	5	2	0	0	0	0	0	0	0	0	0	0	0	0	0	0	17	28.1	34	25 to 35	64.7	7	41.2
08/03/2026	11:00	1	1	4	8	6	0	0	0	0	0	0	0	0	0	0	0	0	0	0	0	20	26.4	32.5	25 to 35	70.0	6	30.0
08/03/2026	12:00	1	0	4	17	6	0	0	0	0	0	0	0	0	0	0	0	0	0	0	0	28	27	31.7	25 to 35	82.1	6	21.4
08/03/2026	13:00	1	0	1	7	4	0	0	0	0	0	0	0	0	0	0	0	0	0	0	0	13	27.2	32.5	25 to 35	84.6	4	30.8
08/03/2026	14:00	0	0	3	9	3	0	0	0	0	0	0	0	0	0	0	0	0	0	0	0	15	27.1	31.7	20 to 30	80.0	3	20.0
08/03/2026	15:00	0	0	2	8	2	0	0	0	0	0	0	0	0	0	0	0	0	0	0	0	12	27.3	30	20 to 30	83.3	2	16.7
08/03/2026	16:00	0	2	7	12	6	2	0	0	0	0	0	0	0	0	0	0	0	0	0	0	29	27.1	33.3	20 to 30	65.5	8	27.6
08/03/2026	17:00	0	0	3	6	0	0	0	0	0	0	0	0	0	0	0	0	0	0	0	0	9	25.4	29.2	20 to 30	100.0	*	*
08/03/2026	18:00	0	2	2	7	2	3	0	0	0	0	0	0	0	0	0	0	0	0	0	0	16	27.7	36.7	20 to 30	56.3	5	31.3
08/03/2026	19:00	1	0	0	1	1	0	0	0	0	0	0	0	0	0	0	0	0	0	0	0	3	23.7	35	25 to 35	66.7	1	33.3
08/03/2026	20:00	0	0	0	2	1	0	0	0	0	0	0	0	0	0	0	0	0	0	0	0	3	28.7	35	25 to 35	100.0	1	33.3
08/03/2026	21:00	0	0	0	2	1	0	0	0	0	0	0	0	0	0	0	0	0	0	0	0	3	28.7	35	25 to 35	100.0	1	33.3
08/03/2026	22:00	0	0	0	1	0	1	0	0	0	0	0	0	0	0	0	0	0	0	0	0	2	32	40	20 to 30	50.0	1	50.0
08/03/2026	23:00	0	0	0	0	0	0	0	0	0	0	0	0	0	0	0	0	0	0	0	0	0	0	0	*	*	*	*
24 Hr Summary		9	6	30	98	45	9	0	0	0	0	0	0	0	0	0	0	0	0	0	0	197	27	32.7	25 to 35	72.6	54	27.4

Incoming Histogram

Broadmarston

from Sun-Mar-01-2026-12-00-AM to Wed-Mar-18-2026-03-59-PM

Date	Starting Hr:min	<15	15 to <20	20 to <25	25 to <30	30 to <35	35 to <40	40 to <45	45 to <50	50 to <55	55 to <60	60 to <65	65 to <70	70 to <75	75 to <80	80 to <85	85 to <90	90 to <95	95 to <100	100 to >105	Total Counts	Avg Speed (MPH)	85pet Speed	10MPH Pace	% in pace	# of Speeders	% Speeders	
09/03/2026	00:00	0	0	1	1	0	0	0	0	0	0	0	0	0	0	0	0	0	0	0	0	2	24.5	30	20 to 30	100.0	*	*
09/03/2026	01:00	0	0	0	1	0	0	0	0	0	0	0	0	0	0	0	0	0	0	0	0	1	27	30	20 to 30	100.0	*	*
09/03/2026	02:00	0	0	0	0	0	0	0	0	0	0	0	0	0	0	0	0	0	0	0	0	0	0	0	*	*	*	*
09/03/2026	03:00	0	0	0	0	0	0	0	0	0	0	0	0	0	0	0	0	0	0	0	0	0	0	0	*	*	*	*
09/03/2026	04:00	0	0	0	0	0	0	0	0	0	0	0	0	0	0	0	0	0	0	0	0	0	0	0	*	*	*	*
09/03/2026	05:00	0	0	0	0	0	0	0	0	0	0	0	0	0	0	0	0	0	0	0	0	0	0	0	*	*	*	*
09/03/2026	06:00	0	0	1	0	1	1	0	0	0	0	0	0	0	0	0	0	0	0	0	0	3	30.3	40	30 to 40	66.7	2	66.7
09/03/2026	07:00	0	1	1	5	0	2	0	0	0	0	0	0	0	0	0	0	0	0	0	0	9	27.6	37.5	20 to 30	66.7	2	22.2
09/03/2026	08:00	0	0	2	12	6	2	0	0	0	0	0	0	0	0	0	0	0	0	0	0	22	29	34.2	25 to 35	81.8	8	36.4
09/03/2026	09:00	0	0	3	9	2	0	0	0	0	0	0	0	0	0	0	0	0	0	0	0	14	26.8	30	20 to 30	85.7	2	14.3
09/03/2026	10:00	1	0	9	7	4	2	0	0	0	0	0	0	0	0	0	0	0	0	0	0	23	26.3	33.8	20 to 30	69.6	6	26.1
09/03/2026	11:00	0	1	5	10	9	1	0	0	0	0	0	0	0	0	0	0	0	0	0	0	26	27.9	33.3	25 to 35	73.1	10	38.5
09/03/2026	12:00	0	1	6	10	6	1	0	0	0	0	0	0	0	0	0	0	0	0	0	0	24	27.1	32.5	20 to 30	66.7	7	29.2
09/03/2026	13:00	0	1	5	6	2	0	1	0	0	0	0	0	0	0	0	0	0	0	0	0	15	26.5	32.5	20 to 30	73.3	3	20.0
09/03/2026	14:00	0	1	3	8	9	1	0	0	0	0	0	0	0	0	0	0	0	0	0	0	22	28.6	33.9	25 to 35	77.3	10	45.5
09/03/2026	15:00	0	2	5	17	16	1	0	0	0	0	0	0	0	0	0	0	0	0	0	0	41	28.4	33.4	25 to 35	80.5	17	41.5
09/03/2026	16:00	3	0	9	20	11	3	0	0	0	0	0	0	0	0	0	0	0	0	0	0	46	27.2	33.2	25 to 35	67.4	14	30.4
09/03/2026	17:00	0	2	3	9	6	1	0	0	0	0	0	0	0	0	0	0	0	0	0	0	21	27.5	33.3	25 to 35	71.4	7	33.3
09/03/2026	18:00	0	0	5	10	4	2	1	0	0	0	0	0	0	0	0	0	0	0	0	0	22	28.5	35	20 to 30	68.2	7	31.8
09/03/2026	19:00	0	2	7	5	1	0	1	0	0	0	0	0	0	0	0	0	0	0	0	0	16	24.9	30	20 to 30	75.0	2	12.5
09/03/2026	20:00	0	0	0	4	1	0	0	0	0	0	0	0	0	0	0	0	0	0	0	0	5	28.2	30	25 to 35	100.0	1	20.0
09/03/2026	21:00	0	0	2	3	1	1	0	0	0	0	0	0	0	0	0	0	0	0	0	0	7	27.7	35	20 to 30	71.4	2	28.6
09/03/2026	22:00	0	0	0	0	3	0	0	0	0	0	0	0	0	0	0	0	0	0	0	0	3	32.3	35	25 to 35	100.0	3	100.0
09/03/2026	23:00	0	0	0	1	0	1	0	0	0	0	0	0	0	0	0	0	0	0	0	0	2	32	40	20 to 30	50.0	1	50.0
24 Hr Summary		4	11	67	138	82	19	3	0	0	0	0	0	0	0	0	0	0	0	0	324	27.6	33.4	25 to 35	67.9	104	32.1	

Incoming Histogram

Broadmarston

from Sun-Mar-01-2026-12-00-AM to Wed-Mar-18-2026-03-59-PM

Date	Starting Hr:min	<15	15 to <20	20 to <25	25 to <30	30 to <35	35 to <40	40 to <45	45 to <50	50 to <55	55 to <60	60 to <65	65 to <70	70 to <75	75 to <80	80 to <85	85 to <90	90 to <95	95 to <100	100 to >105	Total Counts	Avg Speed (MPH)	85pet Speed	10MPH Pace	% in pace	# of Speeders	% Speeders	
10/03/2026	00:00	0	0	0	2	0	1	0	0	0	0	0	0	0	0	0	0	0	0	0	0	3	30.7	40	20 to 30	66.7	1	33.3
10/03/2026	01:00	0	0	0	0	0	0	0	0	0	0	0	0	0	0	0	0	0	0	0	0	0	0	0	*	*	*	*
10/03/2026	02:00	0	0	0	0	0	0	0	0	0	0	0	0	0	0	0	0	0	0	0	0	0	0	0	*	*	*	*
10/03/2026	03:00	0	0	0	0	0	0	0	0	0	0	0	0	0	0	0	0	0	0	0	0	0	0	0	*	*	*	*
10/03/2026	04:00	0	0	0	0	0	0	0	0	0	0	0	0	0	0	0	0	0	0	0	0	0	0	0	*	*	*	*
10/03/2026	05:00	0	0	0	2	0	0	0	0	0	0	0	0	0	0	0	0	0	0	0	0	2	27	30	20 to 30	100.0	*	*
10/03/2026	06:00	0	0	2	2	1	0	0	0	0	0	0	0	0	0	0	0	0	0	0	0	5	26	30	20 to 30	80.0	1	20.0
10/03/2026	07:00	0	0	3	4	8	3	0	0	0	0	0	0	0	0	0	0	0	0	0	0	18	30.2	35	25 to 35	66.7	11	61.1
10/03/2026	08:00	0	2	4	10	6	1	0	0	0	0	0	0	0	0	0	0	0	0	0	0	23	27.3	33.3	25 to 35	69.6	7	30.4
10/03/2026	09:00	0	0	3	8	2	2	0	0	0	0	0	0	0	0	0	0	0	0	0	0	15	28.1	35	20 to 30	73.3	4	26.7
10/03/2026	10:00	1	0	5	5	5	1	0	0	0	0	0	0	0	0	0	0	0	0	0	0	17	26.9	33	20 to 30	58.8	6	35.3
10/03/2026	11:00	0	1	6	9	4	0	0	0	0	0	0	0	0	0	0	0	0	0	0	0	20	26.1	31.2	20 to 30	75.0	4	20.0
10/03/2026	12:00	3	2	6	4	5	0	0	0	0	0	0	0	0	0	0	0	0	0	0	0	20	23.1	32	20 to 30	50.0	5	25.0
10/03/2026	13:00	1	1	8	7	6	1	0	0	0	0	0	0	0	0	0	0	0	0	0	0	24	26.1	32.5	20 to 30	62.5	7	29.2
10/03/2026	14:00	0	0	2	10	5	0	0	0	0	0	0	0	0	0	0	0	0	0	0	0	17	28.1	32	25 to 35	88.2	5	29.4
10/03/2026	15:00	1	0	10	18	10	1	0	0	0	0	0	0	0	0	0	0	0	0	0	0	40	27.2	32.5	20 to 30	70.0	11	27.5
10/03/2026	16:00	0	0	7	17	9	0	1	0	0	0	0	0	0	0	0	0	0	0	0	0	34	27.9	32.8	25 to 35	76.5	10	29.4
10/03/2026	17:00	0	0	5	11	5	3	0	0	0	0	0	0	0	0	0	0	0	0	0	0	24	28.4	34	20 to 30	66.7	8	33.3
10/03/2026	18:00	0	2	5	11	7	3	0	0	0	0	0	0	0	0	0	0	0	0	0	0	28	28	34.3	25 to 35	64.3	10	35.7
10/03/2026	19:00	0	1	1	6	0	1	0	0	0	0	0	0	0	0	0	0	0	0	0	0	9	26.6	30	20 to 30	77.8	1	11.1
10/03/2026	20:00	0	0	3	3	2	0	0	0	0	0	0	0	0	0	0	0	0	0	0	0	8	26.4	32.5	20 to 30	75.0	2	25.0
10/03/2026	21:00	0	0	0	1	1	1	0	0	0	0	0	0	0	0	0	0	0	0	0	0	3	32	40	25 to 35	66.7	2	66.7
10/03/2026	22:00	0	0	0	2	0	0	0	0	0	0	0	0	0	0	0	0	0	0	0	0	2	27	30	20 to 30	100.0	*	*
10/03/2026	23:00	0	0	0	0	0	0	0	0	0	0	0	0	0	0	0	0	0	0	0	0	0	0	0	*	*	*	*
24 Hr Summary		6	9	70	132	76	18	1	0	0	0	0	0	0	0	0	0	0	0	0	0	312	27.3	33.2	25 to 35	66.7	95	30.4

Incoming Histogram

Broadmarston

from Sun-Mar-01-2026-12-00-AM to Wed-Mar-18-2026-03-59-PM

Date	Starting Hr:min	<15	15 to <20	20 to <25	25 to <30	30 to <35	35 to <40	40 to <45	45 to <50	50 to <55	55 to <60	60 to <65	65 to <70	70 to <75	75 to <80	80 to <85	85 to <90	90 to <95	95 to <100	100 to >105	Total Counts	Avg Speed (MPH)	85pet Speed	10MPH Pace	% in pace	# of Speeders	% Speeders	
11/03/2026	00:00	1	0	0	0	1	0	0	0	0	0	0	0	0	0	0	0	0	0	0	0	2	22	35	5 to 15	50.0	1	50.0
11/03/2026	01:00	0	0	0	1	0	0	0	0	0	0	0	0	0	0	0	0	0	0	0	0	1	27	30	20 to 30	100.0	*	*
11/03/2026	02:00	0	0	0	0	0	0	0	0	0	0	0	0	0	0	0	0	0	0	0	0	0	0	0	*	*	*	*
11/03/2026	03:00	0	0	0	0	0	0	0	0	0	0	0	0	0	0	0	0	0	0	0	0	0	0	0	*	*	*	*
11/03/2026	04:00	0	0	0	0	0	0	0	0	0	0	0	0	0	0	0	0	0	0	0	0	0	0	0	*	*	*	*
11/03/2026	05:00	0	0	0	0	0	0	0	0	0	0	0	0	0	0	0	0	0	0	0	0	0	0	0	*	*	*	*
11/03/2026	06:00	0	0	0	2	0	1	0	0	0	0	0	0	0	0	0	0	0	0	0	0	3	30.7	40	20 to 30	66.7	1	33.3
11/03/2026	07:00	0	1	4	8	5	3	0	0	0	0	0	0	0	0	0	0	0	0	0	0	21	28.4	35	25 to 35	61.9	8	38.1
11/03/2026	08:00	0	0	1	12	4	0	0	1	0	0	0	0	0	0	0	0	0	0	0	0	18	29.2	32.5	25 to 35	88.9	5	27.8
11/03/2026	09:00	0	2	8	9	4	1	0	0	0	0	0	0	0	0	0	0	0	0	0	0	24	26	31.2	20 to 30	70.8	5	20.8
11/03/2026	10:00	1	1	2	3	4	0	0	0	0	0	0	0	0	0	0	0	0	0	0	0	11	25.7	32.5	25 to 35	63.6	4	36.4
11/03/2026	11:00	0	0	8	9	7	0	0	0	0	0	0	0	0	0	0	0	0	0	0	0	24	27.1	32.1	20 to 30	70.8	7	29.2
11/03/2026	12:00	3	1	5	11	4	2	0	0	0	0	0	0	0	0	0	0	0	0	0	0	26	25.6	32.5	20 to 30	61.5	6	23.1
11/03/2026	13:00	1	1	9	3	3	0	0	0	0	0	0	0	0	0	0	0	0	0	0	0	17	23.9	30	20 to 30	70.6	3	17.6
11/03/2026	14:00	5	2	2	8	6	1	0	0	0	0	0	0	0	0	0	0	0	0	0	0	24	24.5	32.5	25 to 35	58.3	7	29.2
11/03/2026	15:00	2	0	5	18	8	1	0	0	0	0	0	0	0	0	0	0	0	0	0	0	34	27.1	32.5	25 to 35	76.5	9	26.5
11/03/2026	16:00	1	0	4	17	14	4	0	0	0	0	0	0	0	0	0	0	0	0	0	0	40	29.2	34.3	25 to 35	77.5	18	45.0
11/03/2026	17:00	1	2	9	11	11	1	0	0	0	0	0	0	0	0	0	0	0	0	0	0	35	26.9	33.2	25 to 35	62.9	12	34.3
11/03/2026	18:00	0	1	1	10	2	1	0	0	0	0	0	0	0	0	0	0	0	0	0	0	15	27.5	32.5	25 to 35	80.0	3	20.0
11/03/2026	19:00	0	0	6	6	3	1	0	0	0	0	0	0	0	0	0	0	0	0	0	0	16	26.9	33.3	20 to 30	75.0	4	25.0
11/03/2026	20:00	0	0	1	9	1	0	0	0	0	0	0	0	0	0	0	0	0	0	0	0	11	27.3	29.4	20 to 30	90.9	1	9.1
11/03/2026	21:00	0	0	0	3	2	0	0	0	0	0	0	0	0	0	0	0	0	0	0	0	5	29	32.5	25 to 35	100.0	2	40.0
11/03/2026	22:00	0	0	0	0	1	0	0	0	0	0	0	0	0	0	0	0	0	0	0	0	1	32	35	25 to 35	100.0	1	100.0
11/03/2026	23:00	0	0	0	0	1	1	0	0	0	0	0	0	0	0	0	0	0	0	0	0	2	34.5	40	30 to 40	100.0	2	100.0
24 Hr Summary		15	11	65	140	81	17	0	1	0	0	0	0	0	0	0	0	0	0	0	330	27	33	25 to 35	67.0	99	30.0	

Incoming Histogram

Broadmarston

from Sun-Mar-01-2026-12-00-AM to Wed-Mar-18-2026-03-59-PM

Date	Starting Hr:min	<15	15 to <20	20 to <25	25 to <30	30 to <35	35 to <40	40 to <45	45 to <50	50 to <55	55 to <60	60 to <65	65 to <70	70 to <75	75 to <80	80 to <85	85 to <90	90 to <95	95 to <100	100 to >105	Total Counts	Avg Speed (MPH)	85pet Speed	10MPH Pace	% in pace	# of Speeders	% Speeders	
12/03/2026	00:00	0	0	0	0	0	0	0	0	0	0	0	0	0	0	0	0	0	0	0	0	0	0	*	*	*	*	
12/03/2026	01:00	0	0	0	0	0	0	0	0	0	0	0	0	0	0	0	0	0	0	0	0	0	0	*	*	*	*	
12/03/2026	02:00	0	0	0	0	0	0	0	0	0	0	0	0	0	0	0	0	0	0	0	0	0	0	*	*	*	*	
12/03/2026	03:00	0	0	0	0	0	0	0	0	0	0	0	0	0	0	0	0	0	0	0	0	0	0	*	*	*	*	
12/03/2026	04:00	0	0	0	0	0	0	0	0	0	0	0	0	0	0	0	0	0	0	0	0	0	0	*	*	*	*	
12/03/2026	05:00	0	0	1	0	0	0	0	0	0	0	0	0	0	0	0	0	0	0	0	0	1	22	25	15 to 25	100.0	*	*
12/03/2026	06:00	0	0	2	0	1	1	0	0	0	0	0	0	0	0	0	0	0	0	0	0	4	28.3	35	15 to 25	50.0	2	50.0
12/03/2026	07:00	0	0	1	7	5	1	1	0	0	0	0	0	0	0	0	0	0	0	0	0	15	30	35	25 to 35	80.0	7	46.7
12/03/2026	08:00	0	0	4	14	9	0	0	0	0	0	0	0	0	0	0	0	0	0	0	0	27	28.2	32.8	25 to 35	85.2	9	33.3
12/03/2026	09:00	0	0	3	7	7	2	0	0	0	0	0	0	0	0	0	0	0	0	0	0	19	29.3	34.3	25 to 35	73.7	9	47.4
12/03/2026	10:00	0	0	3	10	3	0	0	0	0	0	0	0	0	0	0	0	0	0	0	0	16	27.3	31.7	20 to 30	81.3	3	18.8
12/03/2026	11:00	0	2	9	5	2	0	0	0	0	0	0	0	0	0	0	0	0	0	0	0	18	24.1	29	20 to 30	77.8	2	11.1
12/03/2026	12:00	1	0	5	4	11	0	0	0	0	0	0	0	0	0	0	0	0	0	0	0	21	27.9	33.6	25 to 35	71.4	11	52.4
12/03/2026	13:00	0	0	3	11	3	0	0	0	0	0	0	0	0	0	0	0	0	0	0	0	17	27.1	30	20 to 30	82.4	3	17.6
12/03/2026	14:00	0	1	3	6	4	3	0	0	0	0	0	0	0	0	0	0	0	0	0	0	17	28.7	35	25 to 35	58.8	7	41.2
12/03/2026	15:00	1	2	5	18	10	2	0	0	0	0	0	0	0	0	0	0	0	0	0	0	38	27.6	33	25 to 35	73.7	12	31.6
12/03/2026	16:00	0	1	8	18	11	0	0	0	0	0	0	0	0	0	0	0	0	0	0	0	38	27.4	32.3	25 to 35	76.3	11	28.9
12/03/2026	17:00	0	1	6	13	2	3	0	0	0	0	0	0	0	0	0	0	0	0	0	0	25	27.2	32.5	20 to 30	76.0	5	20.0
12/03/2026	18:00	1	0	4	11	3	2	0	0	0	0	0	0	0	0	0	0	0	0	0	0	21	27.2	33.3	20 to 30	71.4	5	23.8
12/03/2026	19:00	0	0	4	4	3	0	0	0	0	0	0	0	0	0	0	0	0	0	0	0	11	26.7	31.7	20 to 30	72.7	3	27.3
12/03/2026	20:00	0	0	1	4	2	0	0	0	0	0	0	0	0	0	0	0	0	0	0	0	7	27.7	32.5	25 to 35	85.7	2	28.6
12/03/2026	21:00	0	0	0	1	1	0	0	0	0	0	0	0	0	0	0	0	0	0	0	0	2	29.5	35	25 to 35	100.0	1	50.0
12/03/2026	22:00	0	0	0	5	1	0	0	0	0	0	0	0	0	0	0	0	0	0	0	0	6	28	30	25 to 35	100.0	1	16.7
12/03/2026	23:00	0	0	0	2	0	0	0	0	0	0	0	0	0	0	0	0	0	0	0	0	2	27	30	20 to 30	100.0	*	*
24 Hr Summary		3	7	62	140	78	14	1	0	0	0	0	0	0	0	0	0	0	0	0	0	305	27.6	33	25 to 35	71.5	93	30.5

Incoming Histogram

Broadmarston

from Sun-Mar-01-2026-12-00-AM to Wed-Mar-18-2026-03-59-PM

Date	Starting Hr:min	<15	15 to <20	20 to <25	25 to <30	30 to <35	35 to <40	40 to <45	45 to <50	50 to <55	55 to <60	60 to <65	65 to <70	70 to <75	75 to <80	80 to <85	85 to <90	90 to <95	95 to <100	100 to >105	Total Counts	Avg Speed (MPH)	85pet Speed	10MPH Pace	% in pace	# of Speeders	% Speeders	
13/03/2026	00:00	0	0	0	1	1	0	0	0	0	0	0	0	0	0	0	0	0	0	0	0	2	29.5	35	25 to 35	100.0	1	50.0
13/03/2026	01:00	0	0	0	1	0	0	0	0	0	0	0	0	0	0	0	0	0	0	0	0	1	27	30	20 to 30	100.0	*	*
13/03/2026	02:00	0	0	0	0	0	0	0	0	0	0	0	0	0	0	0	0	0	0	0	0	0	0	0	*	*	*	*
13/03/2026	03:00	0	0	0	0	0	0	0	0	0	0	0	0	0	0	0	0	0	0	0	0	0	0	0	*	*	*	*
13/03/2026	04:00	0	0	0	0	0	0	0	0	0	0	0	0	0	0	0	0	0	0	0	0	0	0	0	*	*	*	*
13/03/2026	05:00	0	0	0	0	0	0	0	0	0	0	0	0	0	0	0	0	0	0	0	0	0	0	0	*	*	*	*
13/03/2026	06:00	0	4	0	0	0	0	1	0	0	0	0	0	0	0	0	0	0	0	0	0	5	22.4	20	10 to 20	80.0	1	20.0
13/03/2026	07:00	0	0	5	9	3	1	0	0	0	0	0	0	0	0	0	0	0	0	0	0	18	27.2	31.7	20 to 30	77.8	4	22.2
13/03/2026	08:00	0	1	4	12	7	1	0	0	0	0	0	0	0	0	0	0	0	0	0	0	25	27.9	32.9	25 to 35	76.0	8	32.0
13/03/2026	09:00	2	1	2	5	6	0	1	0	0	0	0	0	0	0	0	0	0	0	0	0	17	26.8	33.3	25 to 35	64.7	7	41.2
13/03/2026	10:00	0	1	3	8	4	1	0	0	0	0	0	0	0	0	0	0	0	0	0	0	17	27.5	32.5	25 to 35	70.6	5	29.4
13/03/2026	11:00	2	2	4	12	5	1	0	0	0	0	0	0	0	0	0	0	0	0	0	0	26	25.9	32	25 to 35	65.4	6	23.1
13/03/2026	12:00	0	1	6	13	9	0	0	0	0	0	0	0	0	0	0	0	0	0	0	0	29	27.4	32.8	25 to 35	75.9	9	31.0
13/03/2026	13:00	0	0	0	12	2	2	0	0	0	0	0	0	0	0	0	0	0	0	0	0	16	29.1	35	25 to 35	87.5	4	25.0
13/03/2026	14:00	0	0	5	13	7	0	0	0	0	0	0	0	0	0	0	0	0	0	0	0	25	27.7	32.1	25 to 35	80.0	7	28.0
13/03/2026	15:00	0	0	2	15	6	2	1	0	0	0	0	0	0	0	0	0	0	0	0	0	26	29.3	34.2	25 to 35	80.8	9	34.6
13/03/2026	16:00	0	0	10	14	8	2	0	0	0	0	0	0	0	0	0	0	0	0	0	0	34	27.6	33.1	20 to 30	70.6	10	29.4
13/03/2026	17:00	0	2	6	15	4	3	0	0	0	0	0	0	0	0	0	0	0	0	0	0	30	27.2	33.8	20 to 30	70.0	7	23.3
13/03/2026	18:00	0	0	6	11	2	1	0	0	0	0	0	0	0	0	0	0	0	0	0	0	20	26.6	30	20 to 30	85.0	3	15.0
13/03/2026	19:00	0	0	1	3	2	1	0	0	0	0	0	0	0	0	0	0	0	0	0	0	7	29.1	35	25 to 35	71.4	3	42.9
13/03/2026	20:00	0	0	1	0	0	0	1	0	0	0	0	0	0	0	0	0	0	0	0	0	2	32	45	15 to 25	50.0	1	50.0
13/03/2026	21:00	0	0	1	8	2	1	0	0	0	0	0	0	0	0	0	0	0	0	0	0	12	28.4	32.5	25 to 35	83.3	3	25.0
13/03/2026	22:00	0	0	2	0	0	0	0	0	0	0	0	0	0	0	0	0	0	0	0	0	2	22	25	15 to 25	100.0	*	*
13/03/2026	23:00	0	0	0	2	0	0	0	0	0	0	0	0	0	0	0	0	0	0	0	0	2	27	30	20 to 30	100.0	*	*
24 Hr Summary		4	12	58	154	68	16	4	0	0	0	0	0	0	0	0	0	0	0	0	0	316	27.5	33	25 to 35	70.3	88	27.8

Incoming Histogram

Broadmarston

from Sun-Mar-01-2026-12-00-AM to Wed-Mar-18-2026-03-59-PM

Date	Starting Hr:min	<15	15 to <20	20 to <25	25 to <30	30 to <35	35 to <40	40 to <45	45 to <50	50 to <55	55 to <60	60 to <65	65 to <70	70 to <75	75 to <80	80 to <85	85 to <90	90 to <95	95 to <100	100 to >105	Total Counts	Avg Speed (MPH)	85pct Speed	10MPH Pace	% in pace	# of Speeders	% Speeders	
14/03/2026	00:00	0	0	1	1	2	0	0	0	0	0	0	0	0	0	0	0	0	0	0	0	4	28.3	32.5	25 to 35	75.0	2	50.0
14/03/2026	01:00	0	0	0	1	0	0	0	0	0	0	0	0	0	0	0	0	0	0	0	0	1	27	30	20 to 30	100.0	*	*
14/03/2026	02:00	0	0	0	0	0	0	0	0	0	0	0	0	0	0	0	0	0	0	0	0	0	0	0	*	*	*	*
14/03/2026	03:00	0	0	0	0	0	0	0	0	0	0	0	0	0	0	0	0	0	0	0	0	0	0	0	*	*	*	*
14/03/2026	04:00	0	0	0	0	0	0	0	0	0	0	0	0	0	0	0	0	0	0	0	0	0	0	0	*	*	*	*
14/03/2026	05:00	0	0	0	0	0	0	0	0	0	0	0	0	0	0	0	0	0	0	0	0	0	0	0	*	*	*	*
14/03/2026	06:00	0	0	0	0	0	0	0	0	0	0	0	0	0	0	0	0	0	0	0	0	0	0	0	*	*	*	*
14/03/2026	07:00	0	0	1	1	4	0	0	0	0	0	0	0	0	0	0	0	0	0	0	0	6	29.7	33.8	25 to 35	83.3	4	66.7
14/03/2026	08:00	0	0	3	6	2	2	0	0	0	0	0	0	0	0	0	0	0	0	0	0	13	28.4	35	20 to 30	69.2	4	30.8
14/03/2026	09:00	0	0	6	4	4	2	0	0	0	0	0	0	0	0	0	0	0	0	0	0	16	27.7	35	20 to 30	62.5	6	37.5
14/03/2026	10:00	6	0	3	7	6	2	0	0	0	0	0	0	0	0	0	0	0	0	0	0	24	24.7	33.3	25 to 35	54.2	8	33.3
14/03/2026	11:00	2	2	3	13	10	2	0	0	0	0	0	0	0	0	0	0	0	0	0	0	32	27.4	33.5	25 to 35	71.9	12	37.5
14/03/2026	12:00	2	0	7	16	5	1	0	0	0	0	0	0	0	0	0	0	0	0	0	0	31	26.3	31	20 to 30	74.2	6	19.4
14/03/2026	13:00	3	3	8	17	5	0	0	0	0	0	0	0	0	0	0	0	0	0	0	0	36	24.8	30	20 to 30	69.4	5	13.9
14/03/2026	14:00	0	0	3	6	3	1	0	0	0	0	0	0	0	0	0	0	0	0	0	0	13	27.8	33.3	20 to 30	69.2	4	30.8
14/03/2026	15:00	0	1	3	8	8	1	0	0	0	0	0	0	0	0	0	0	0	0	0	0	21	28.3	33.8	25 to 35	76.2	9	42.9
14/03/2026	16:00	2	1	2	9	7	0	0	0	0	0	0	0	0	0	0	0	0	0	0	0	21	26.5	32.9	25 to 35	76.2	7	33.3
14/03/2026	17:00	1	1	6	5	4	1	0	0	0	0	0	0	0	0	0	0	0	0	0	0	18	25.8	32.5	20 to 30	61.1	5	27.8
14/03/2026	18:00	2	1	1	5	4	1	0	0	0	0	0	0	0	0	0	0	0	0	0	0	14	25.4	33.8	25 to 35	64.3	5	35.7
14/03/2026	19:00	1	0	6	6	1	0	0	0	0	0	0	0	0	0	0	0	0	0	0	0	14	24.3	29.2	20 to 30	85.7	1	7.1
14/03/2026	20:00	0	0	1	2	0	0	0	0	0	0	0	0	0	0	0	0	0	0	0	0	3	25.3	30	20 to 30	100.0	*	*
14/03/2026	21:00	0	0	3	3	0	0	0	0	0	0	0	0	0	0	0	0	0	0	0	0	6	24.7	28.3	20 to 30	100.0	*	*
14/03/2026	22:00	0	0	1	1	1	0	0	0	0	0	0	0	0	0	0	0	0	0	0	0	3	27	35	20 to 30	66.7	1	33.3
14/03/2026	23:00	0	0	0	0	0	1	0	0	0	0	0	0	0	0	0	0	0	0	0	0	1	37	40	30 to 40	100.0	1	100.0
24 Hr Summary		19	9	58	111	66	14	0	0	0	0	0	0	0	0	0	0	0	0	0	0	277	26.4	32.9	25 to 35	63.9	80	28.9

Incoming Histogram

Broadmarston

from Sun-Mar-01-2026-12-00-AM to Wed-Mar-18-2026-03-59-PM

Date	Starting Hr:min	<15	15 to <20	20 to <25	25 to <30	30 to <35	35 to <40	40 to <45	45 to <50	50 to <55	55 to <60	60 to <65	65 to <70	70 to <75	75 to <80	80 to <85	85 to <90	90 to <95	95 to <100	100 to >105	Total Counts	Avg Speed (MPH)	85pet Speed	10MPH Pace	% in pace	# of Speeders	% Speeders	
15/03/2026	00:00	0	0	0	1	1	0	0	0	0	0	0	0	0	0	0	0	0	0	0	0	2	29.5	35	25 to 35	100.0	1	50.0
15/03/2026	01:00	0	0	0	0	0	0	0	0	0	0	0	0	0	0	0	0	0	0	0	0	0	0	0	*	*	*	*
15/03/2026	02:00	0	0	0	0	0	0	0	0	0	0	0	0	0	0	0	0	0	0	0	0	0	0	0	*	*	*	*
15/03/2026	03:00	0	0	0	0	0	0	0	0	0	0	0	0	0	0	0	0	0	0	0	0	0	0	0	*	*	*	*
15/03/2026	04:00	0	0	0	0	0	0	0	0	0	0	0	0	0	0	0	0	0	0	0	0	0	0	0	*	*	*	*
15/03/2026	05:00	0	0	0	0	0	0	0	0	0	0	0	0	0	0	0	0	0	0	0	0	0	0	0	*	*	*	*
15/03/2026	06:00	0	1	1	0	0	0	0	0	0	0	0	0	0	0	0	0	0	0	0	0	2	19.5	25	15 to 25	100.0	*	*
15/03/2026	07:00	1	0	0	1	1	0	0	0	0	0	0	0	0	0	0	0	0	0	0	0	3	23.7	35	25 to 35	66.7	1	33.3
15/03/2026	08:00	0	0	0	1	0	0	0	0	0	0	0	0	0	0	0	0	0	0	0	0	1	27	30	20 to 30	100.0	*	*
15/03/2026	09:00	1	1	3	6	7	1	0	0	0	0	0	0	0	0	0	0	0	0	0	0	19	27.5	33.6	25 to 35	68.4	8	42.1
15/03/2026	10:00	4	0	1	9	3	2	0	0	0	0	0	0	0	0	0	0	0	0	0	0	19	25.6	33.3	25 to 35	63.2	5	26.3
15/03/2026	11:00	0	0	2	5	9	2	0	0	0	0	0	0	0	0	0	0	0	0	0	0	18	30.2	34.4	25 to 35	77.8	11	61.1
15/03/2026	12:00	1	0	1	12	1	1	0	0	0	0	0	0	0	0	0	0	0	0	0	0	16	26.9	30	20 to 30	81.3	2	12.5
15/03/2026	13:00	0	1	7	12	6	0	0	0	0	0	0	0	0	0	0	0	0	0	0	0	26	26.7	31.7	20 to 30	73.1	6	23.1
15/03/2026	14:00	2	0	4	9	6	1	0	0	0	0	0	0	0	0	0	0	0	0	0	0	22	26.6	33.3	25 to 35	68.2	7	31.8
15/03/2026	15:00	0	0	0	1	9	2	0	0	0	0	0	0	0	0	0	0	0	0	0	0	12	32.7	35	30 to 40	91.7	11	91.7
15/03/2026	16:00	0	2	6	9	5	1	0	0	0	0	0	0	0	0	0	0	0	0	0	0	23	26.6	33	20 to 30	65.2	6	26.1
15/03/2026	17:00	0	0	6	8	5	0	0	0	0	0	0	0	0	0	0	0	0	0	0	0	19	27	32	20 to 30	73.7	5	26.3
15/03/2026	18:00	0	0	1	9	2	0	0	0	0	0	0	0	0	0	0	0	0	0	0	0	12	27.5	30	25 to 35	91.7	2	16.7
15/03/2026	19:00	0	0	2	2	3	0	0	0	0	0	0	0	0	0	0	0	0	0	0	0	7	27.9	33.3	25 to 35	71.4	3	42.9
15/03/2026	20:00	0	0	0	1	0	0	0	0	0	0	0	0	0	0	0	0	0	0	0	0	1	27	30	20 to 30	100.0	*	*
15/03/2026	21:00	0	0	0	2	1	0	1	0	0	0	0	0	0	0	0	0	0	0	0	0	4	32.3	35	25 to 35	75.0	2	50.0
15/03/2026	22:00	0	0	0	1	0	0	0	0	0	0	0	0	0	0	0	0	0	0	0	0	1	27	30	20 to 30	100.0	*	*
15/03/2026	23:00	0	0	0	0	0	1	0	0	0	0	0	0	0	0	0	0	0	0	0	0	1	37	40	30 to 40	100.0	1	100.0
24 Hr Summary		9	5	34	89	59	11	1	0	0	0	0	0	0	0	0	0	0	0	0	208	27.5	33.4	25 to 35	71.2	71	34.1	

Incoming Histogram

Broadmarston

from Sun-Mar-01-2026-12-00-AM to Wed-Mar-18-2026-03-59-PM

Date	Starting Hr:min	<15	15 to <20	20 to <25	25 to <30	30 to <35	35 to <40	40 to <45	45 to <50	50 to <55	55 to <60	60 to <65	65 to <70	70 to <75	75 to <80	80 to <85	85 to <90	90 to <95	95 to <100	100 to >105	Total Counts	Avg Speed (MPH)	85pet Speed	10MPH Pace	% in pace	# of Speeders	% Speeders	
16/03/2026	00:00	0	0	0	0	1	0	0	0	0	0	0	0	0	0	0	0	0	0	0	0	1	32	35	25 to 35	100.0	1	100.0
16/03/2026	01:00	0	0	0	0	1	0	0	0	0	0	0	0	0	0	0	0	0	0	0	0	1	32	35	25 to 35	100.0	1	100.0
16/03/2026	02:00	0	0	0	0	0	0	0	0	0	0	0	0	0	0	0	0	0	0	0	0	0	0	0	*	*	*	*
16/03/2026	03:00	0	0	0	0	0	0	0	0	0	0	0	0	0	0	0	0	0	0	0	0	0	0	0	*	*	*	*
16/03/2026	04:00	0	0	0	0	0	0	0	0	0	0	0	0	0	0	0	0	0	0	0	0	0	0	0	*	*	*	*
16/03/2026	05:00	0	0	0	1	0	0	0	0	0	0	0	0	0	0	0	0	0	0	0	0	1	27	30	20 to 30	100.0	*	*
16/03/2026	06:00	0	0	2	0	1	1	0	0	0	0	0	0	0	0	0	0	0	0	0	0	4	28.5	35	15 to 25	50.0	2	50.0
16/03/2026	07:00	0	1	2	4	2	0	0	0	0	0	0	0	0	0	0	0	0	0	0	0	9	25.9	32.5	20 to 30	66.7	2	22.2
16/03/2026	08:00	3	2	9	19	7	2	1	0	0	0	0	0	0	0	0	0	0	0	0	0	43	26.2	32.9	20 to 30	65.1	10	23.3
16/03/2026	09:00	1	3	5	6	4	1	0	0	0	0	0	0	0	0	0	0	0	0	0	0	20	25.1	32.5	20 to 30	55.0	5	25.0
16/03/2026	10:00	1	0	6	5	3	1	0	0	0	0	0	0	0	0	0	0	0	0	0	0	16	25.9	33.3	20 to 30	68.8	4	25.0
16/03/2026	11:00	0	3	6	9	7	1	0	0	0	0	0	0	0	0	0	0	0	0	0	0	26	26.7	32.9	25 to 35	61.5	8	30.8
16/03/2026	12:00	0	2	3	10	3	1	0	0	0	0	0	0	0	0	0	0	0	0	0	0	19	26.7	31.7	20 to 30	68.4	4	21.1
16/03/2026	13:00	2	0	1	3	3	0	0	0	0	0	0	0	0	0	0	0	0	0	0	0	9	25	33.3	25 to 35	66.7	3	33.3
16/03/2026	14:00	3	3	4	7	4	1	0	0	0	0	0	0	0	0	0	0	0	0	0	0	22	24.2	32.5	20 to 30	50.0	5	22.7
16/03/2026	15:00	0	2	9	22	7	0	0	0	0	0	0	0	0	0	0	0	0	0	0	0	40	26.6	30.7	20 to 30	77.5	7	17.5
16/03/2026	16:00	0	1	3	21	9	1	1	0	0	0	0	0	0	0	0	0	0	0	0	0	36	28.6	33.3	25 to 35	83.3	11	30.6
16/03/2026	17:00	1	0	4	9	13	1	0	0	0	0	0	0	0	0	0	0	0	0	0	0	28	28.7	33.8	25 to 35	78.6	14	50.0
16/03/2026	18:00	0	0	4	15	5	1	0	0	0	0	0	0	0	0	0	0	0	0	0	0	25	27.9	32	25 to 35	80.0	6	24.0
16/03/2026	19:00	0	1	1	6	0	2	1	0	0	0	0	0	0	0	0	0	0	0	0	0	11	28.9	37.5	20 to 30	63.6	3	27.3
16/03/2026	20:00	0	0	2	6	1	0	0	0	0	0	0	0	0	0	0	0	0	0	0	0	9	26.4	30	20 to 30	88.9	1	11.1
16/03/2026	21:00	0	0	1	3	0	0	0	0	0	0	0	0	0	0	0	0	0	0	0	0	4	26	28.3	20 to 30	100.0	*	*
16/03/2026	22:00	0	0	1	0	1	1	0	0	0	0	0	0	0	0	0	0	0	0	0	0	3	30.3	40	30 to 40	66.7	2	66.7
16/03/2026	23:00	0	0	0	0	0	2	0	0	0	0	0	0	0	0	0	0	0	0	0	0	2	37	40	30 to 40	100.0	2	100.0
24 Hr Summary		11	18	63	146	72	16	3	0	0	0	0	0	0	0	0	0	0	0	0	0	329	26.9	32.9	25 to 35	66.3	91	27.7

Incoming Histogram

Broadmarston

from Sun-Mar-01-2026-12-00-AM to Wed-Mar-18-2026-03-59-PM

Date	Starting Hr:min	<15	15 to <20	20 to <25	25 to <30	30 to <35	35 to <40	40 to <45	45 to <50	50 to <55	55 to <60	60 to <65	65 to <70	70 to <75	75 to <80	80 to <85	85 to <90	90 to <95	95 to <100	100 to >105	Total Counts	Avg Speed (MPH)	85pet Speed	10MPH Pace	% in pace	# of Speeders	% Speeders	
17/03/2026	00:00	0	0	0	0	0	0	0	0	0	0	0	0	0	0	0	0	0	0	0	0	0	0	*	*	*	*	
17/03/2026	01:00	0	0	1	0	0	0	0	0	0	0	0	0	0	0	0	0	0	0	0	0	1	22	25	15 to 25	100.0	*	*
17/03/2026	02:00	0	0	0	0	0	0	0	0	0	0	0	0	0	0	0	0	0	0	0	0	0	0	*	*	*	*	
17/03/2026	03:00	0	0	0	0	0	0	0	0	0	0	0	0	0	0	0	0	0	0	0	0	0	0	*	*	*	*	
17/03/2026	04:00	0	0	0	0	0	0	0	0	0	0	0	0	0	0	0	0	0	0	0	0	0	0	*	*	*	*	
17/03/2026	05:00	0	0	0	0	0	0	0	0	0	0	0	0	0	0	0	0	0	0	0	0	0	0	*	*	*	*	
17/03/2026	06:00	0	0	2	3	1	1	0	0	0	0	0	0	0	0	0	0	0	0	0	0	7	28	35	20 to 30	71.4	2	28.6
17/03/2026	07:00	0	1	1	3	5	1	1	0	0	0	0	0	0	0	0	0	0	0	0	0	12	30	35	25 to 35	66.7	7	58.3
17/03/2026	08:00	0	0	2	18	10	2	0	0	0	0	0	0	0	0	0	0	0	0	0	0	32	29.1	33.5	25 to 35	87.5	12	37.5
17/03/2026	09:00	0	1	1	5	4	0	0	0	0	0	0	0	0	0	0	0	0	0	0	0	11	27.6	32.5	25 to 35	81.8	4	36.4
17/03/2026	10:00	0	1	4	12	5	1	0	0	0	0	0	0	0	0	0	0	0	0	0	0	23	27.3	33	25 to 35	73.9	6	26.1
17/03/2026	11:00	0	3	4	7	7	1	0	0	0	0	0	0	0	0	0	0	0	0	0	0	22	27	33.6	25 to 35	63.6	8	36.4
17/03/2026	12:00	1	4	3	12	6	0	0	0	0	0	0	0	0	0	0	0	0	0	0	0	26	25.5	31.7	25 to 35	69.2	6	23.1
17/03/2026	13:00	3	2	2	10	4	0	0	0	0	0	0	0	0	0	0	0	0	0	0	0	21	24.7	31.2	25 to 35	66.7	4	19.0
17/03/2026	14:00	2	1	3	7	8	1	0	0	0	0	0	0	0	0	0	0	0	0	0	0	22	27	33.8	25 to 35	68.2	9	40.9
17/03/2026	15:00	1	1	6	18	8	2	0	0	0	0	0	0	0	0	0	0	0	0	0	0	36	27.4	33.1	25 to 35	72.2	10	27.8
17/03/2026	16:00	0	0	10	14	13	3	0	0	0	0	0	0	0	0	0	0	0	0	0	0	40	28.5	33.8	25 to 35	67.5	16	40.0
17/03/2026	17:00	1	2	5	16	8	0	0	0	0	0	0	0	0	0	0	0	0	0	0	0	32	26.6	31.9	25 to 35	75.0	8	25.0
17/03/2026	18:00	0	0	4	8	3	2	0	0	0	0	0	0	0	0	0	0	0	0	0	0	17	28.1	33.3	20 to 30	70.6	5	29.4
17/03/2026	19:00	0	1	4	3	3	1	0	0	0	0	0	0	0	0	0	0	0	0	0	0	12	26.8	33.3	20 to 30	58.3	4	33.3
17/03/2026	20:00	0	0	3	4	2	0	0	0	0	0	0	0	0	0	0	0	0	0	0	0	9	26.7	32.5	20 to 30	77.8	2	22.2
17/03/2026	21:00	0	0	1	3	3	0	1	0	0	0	0	0	0	0	0	0	0	0	0	0	8	30.1	35	25 to 35	75.0	4	50.0
17/03/2026	22:00	0	0	0	1	0	0	0	0	0	0	0	0	0	0	0	0	0	0	0	0	1	27	30	20 to 30	100.0	*	*
17/03/2026	23:00	0	0	0	0	0	1	0	0	0	0	0	0	0	0	0	0	0	0	0	0	1	37	40	30 to 40	100.0	1	100.0
24 Hr Summary		8	17	56	144	90	16	2	0	0	0	0	0	0	0	0	0	0	0	0	333	27.4	33.2	25 to 35	70.3	108	32.4	

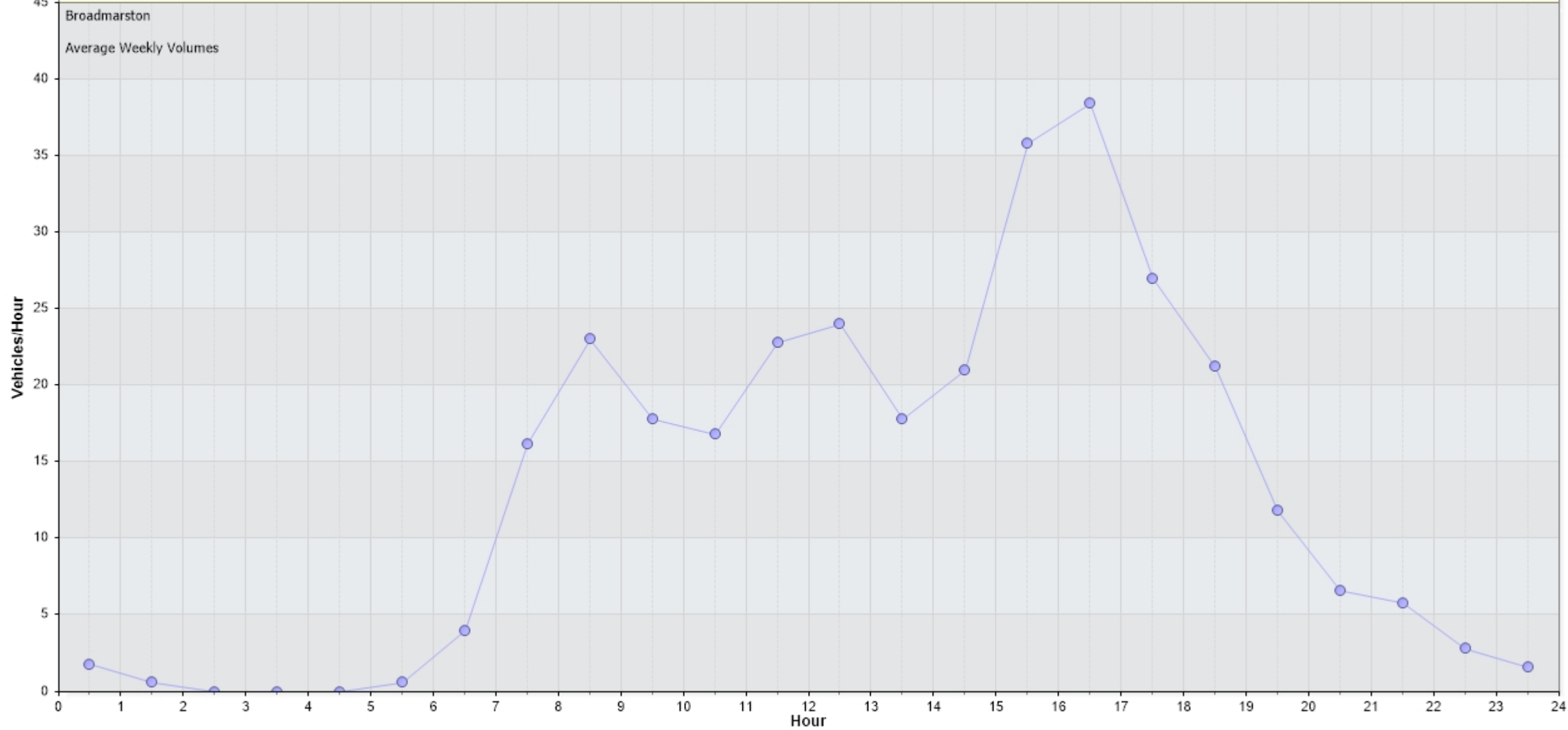
Incoming Histogram

Broadmarston

from Sun-Mar-01-2026-12-00-AM to Wed-Mar-18-2026-03-59-PM

Date	Starting Hr:min	<15	15 to <20	20 to <25	25 to <30	30 to <35	35 to <40	40 to <45	45 to <50	50 to <55	55 to <60	60 to <65	65 to <70	70 to <75	75 to <80	80 to <85	85 to <90	90 to <95	95 to <100	100 to >105	Total Counts	Avg Speed (MPH)	85pet Speed	10MPH Pace	% in pace	# of Speeders	% Speeders		
18/03/2026	00:00	0	0	2	0	0	1	0	0	0	0	0	0	0	0	0	0	0	0	0	0	3	27.3	40	15 to 25	66.7	1	33.3	
18/03/2026	01:00	0	0	0	0	0	0	0	0	0	0	0	0	0	0	0	0	0	0	0	0	0	0	0	*	*	*	*	
18/03/2026	02:00	0	1	1	0	0	0	0	0	0	0	0	0	0	0	0	0	0	0	0	0	2	19.5	25	15 to 25	100.0	*	*	
18/03/2026	03:00	0	0	0	0	0	0	0	0	0	0	0	0	0	0	0	0	0	0	0	0	0	0	0	*	*	*	*	
18/03/2026	04:00	0	0	0	0	0	0	0	0	0	0	0	0	0	0	0	0	0	0	0	0	0	0	0	*	*	*	*	
18/03/2026	05:00	0	0	0	0	0	0	0	0	0	0	0	0	0	0	0	0	0	0	0	0	0	0	0	*	*	*	*	
18/03/2026	06:00	0	0	2	1	1	1	0	0	0	0	0	0	0	0	0	0	0	0	0	0	5	28	35	20 to 30	60.0	2	40.0	
18/03/2026	07:00	0	0	4	3	7	2	1	0	0	0	0	0	0	0	0	0	0	0	0	0	17	30.1	35	25 to 35	58.8	10	58.8	
18/03/2026	08:00	0	0	3	14	7	1	0	0	0	0	0	0	0	0	0	0	0	0	0	0	25	28.4	32.9	25 to 35	84.0	8	32.0	
18/03/2026	09:00	0	2	4	12	4	1	0	0	0	0	0	0	0	0	0	0	0	0	0	0	23	26.8	32.5	20 to 30	69.6	5	21.7	
18/03/2026	10:00	0	1	4	10	8	1	0	0	0	0	0	0	0	0	0	0	0	0	0	0	24	28	33.1	25 to 35	75.0	9	37.5	
18/03/2026	11:00	4	2	12	18	5	2	0	0	0	0	0	0	0	0	0	0	0	0	0	0	43	25.1	31	20 to 30	69.8	7	16.3	
18/03/2026	12:00	3	0	5	16	11	1	0	0	0	0	0	0	0	0	0	0	0	0	0	0	36	27	33.2	25 to 35	75.0	12	33.3	
18/03/2026	13:00	2	3	5	5	2	0	0	0	0	0	0	0	0	0	0	0	0	0	0	0	17	22.4	29	20 to 30	58.8	2	11.8	
18/03/2026	14:00	2	1	2	13	7	1	0	0	0	0	0	0	0	0	0	0	0	0	0	0	26	27	32.9	25 to 35	76.9	8	30.8	
18/03/2026	15:00	1	1	7	5	7	1	0	0	0	0	0	0	0	0	0	0	0	0	0	0	22	26.5	33.6	20 to 30	54.5	8	36.4	
18/03/2026	16:00	*	*	*	*	*	*	*	*	*	*	*	*	*	*	*	*	*	*	*	*	*	*	*	*	*	*	*	*
18/03/2026	17:00	*	*	*	*	*	*	*	*	*	*	*	*	*	*	*	*	*	*	*	*	*	*	*	*	*	*	*	*
18/03/2026	18:00	*	*	*	*	*	*	*	*	*	*	*	*	*	*	*	*	*	*	*	*	*	*	*	*	*	*	*	*
18/03/2026	19:00	*	*	*	*	*	*	*	*	*	*	*	*	*	*	*	*	*	*	*	*	*	*	*	*	*	*	*	*
18/03/2026	20:00	*	*	*	*	*	*	*	*	*	*	*	*	*	*	*	*	*	*	*	*	*	*	*	*	*	*	*	*
18/03/2026	21:00	*	*	*	*	*	*	*	*	*	*	*	*	*	*	*	*	*	*	*	*	*	*	*	*	*	*	*	*
18/03/2026	22:00	*	*	*	*	*	*	*	*	*	*	*	*	*	*	*	*	*	*	*	*	*	*	*	*	*	*	*	*
18/03/2026	23:00	*	*	*	*	*	*	*	*	*	*	*	*	*	*	*	*	*	*	*	*	*	*	*	*	*	*	*	*
24 Hr Summary		12	11	51	97	59	12	1	0	0	0	0	0	0	0	0	0	0	0	0	0	243	26.7	33.1	25 to 35	64.2	72	29.6	

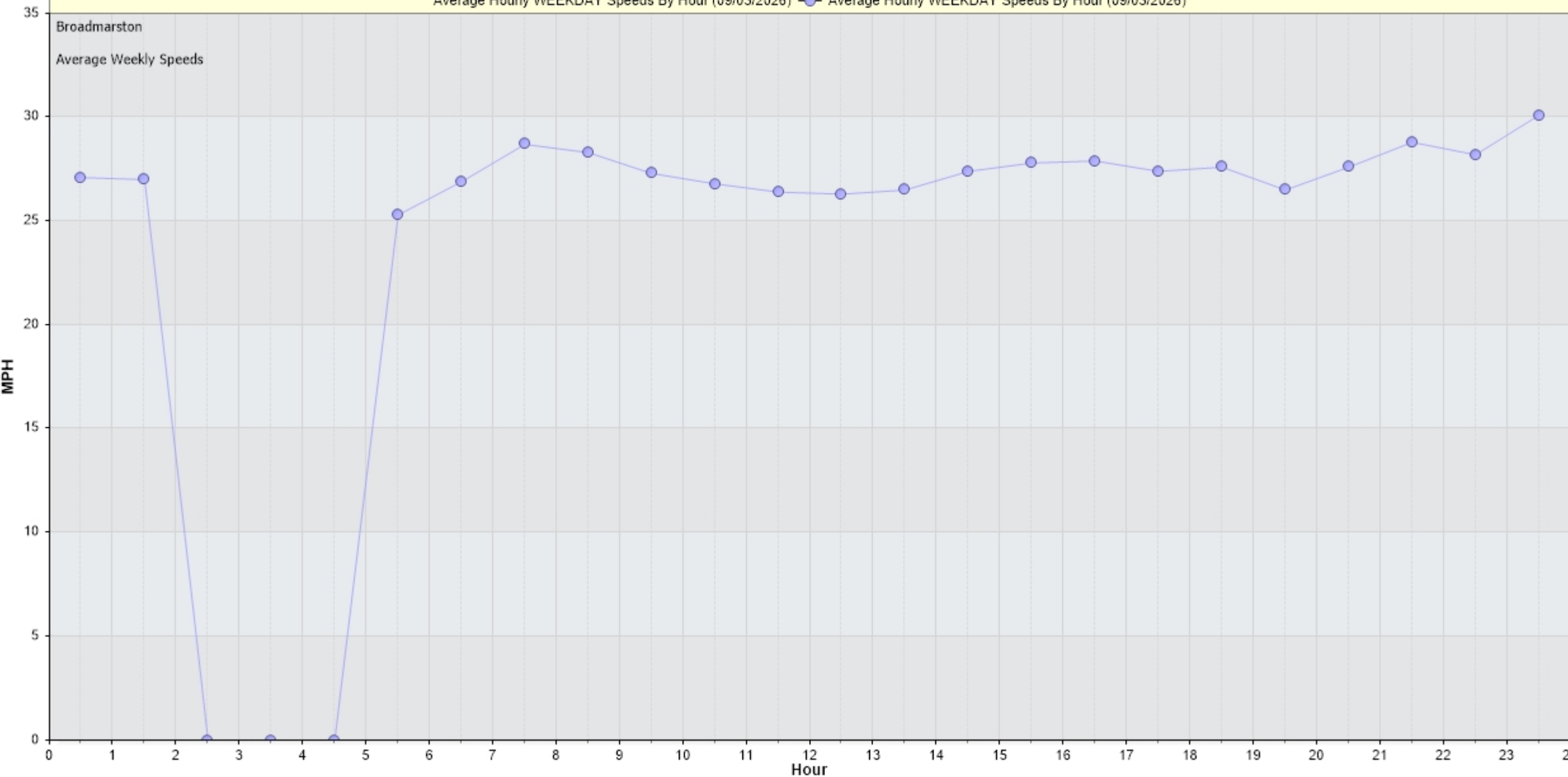
Incoming:Average Hourly Volume for Week of 09/03/2026
Average Counts By Hour (09/03/2026) — Average Counts By Hour (09/03/2026)



Incoming: Average Hourly WEEKDAY Speeds for Week of 09/03/2026

Average Hourly WEEKDAY Speeds By Hour (09/03/2026) — Average Hourly WEEKDAY Speeds By Hour (09/03/2026)

Broadmarston
Average Weekly Speeds

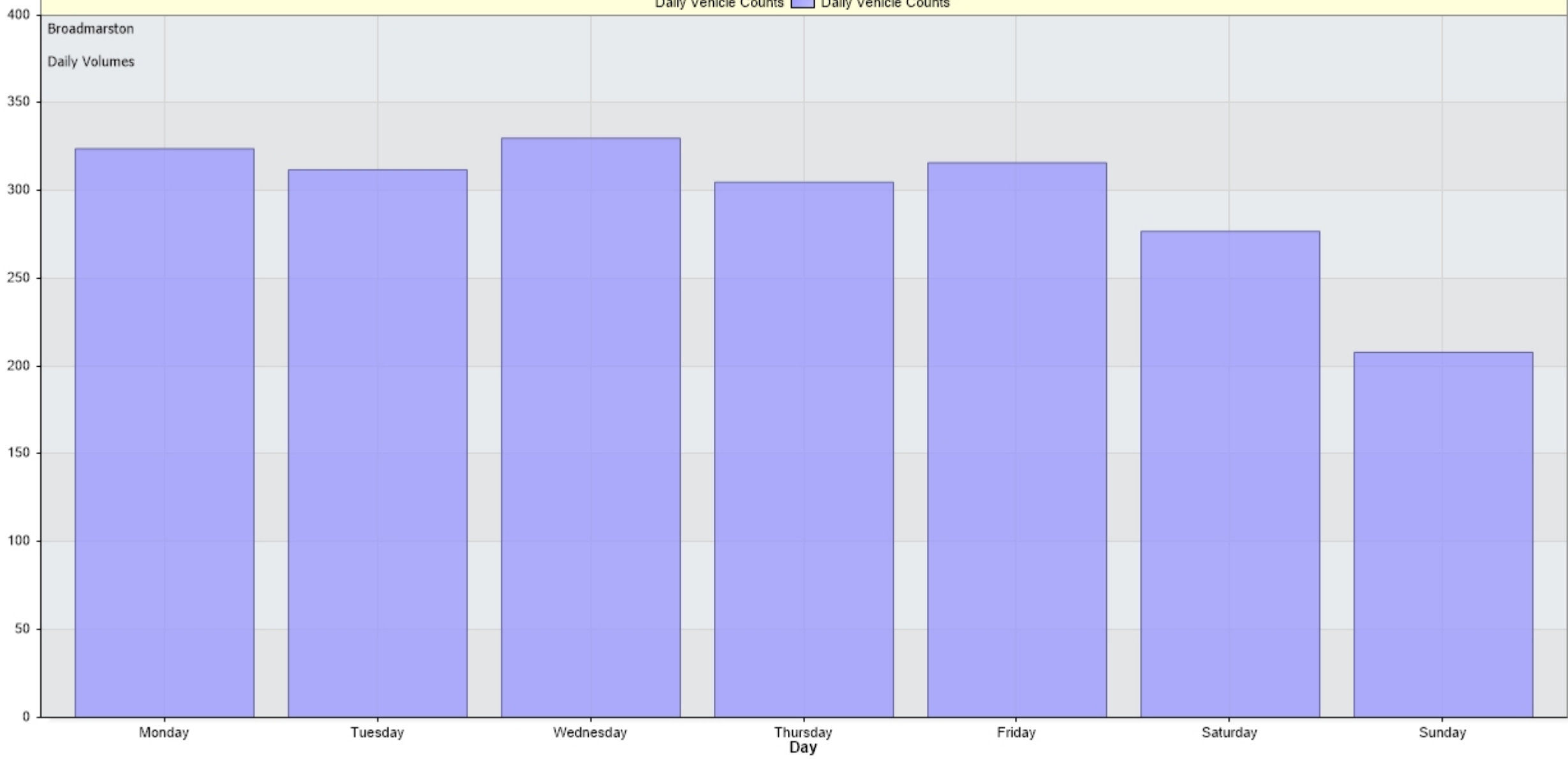


Incoming:Daily Volume for Week of 09/03/2026

Daily Vehicle Counts



Daily Vehicle Counts



Broadmarston

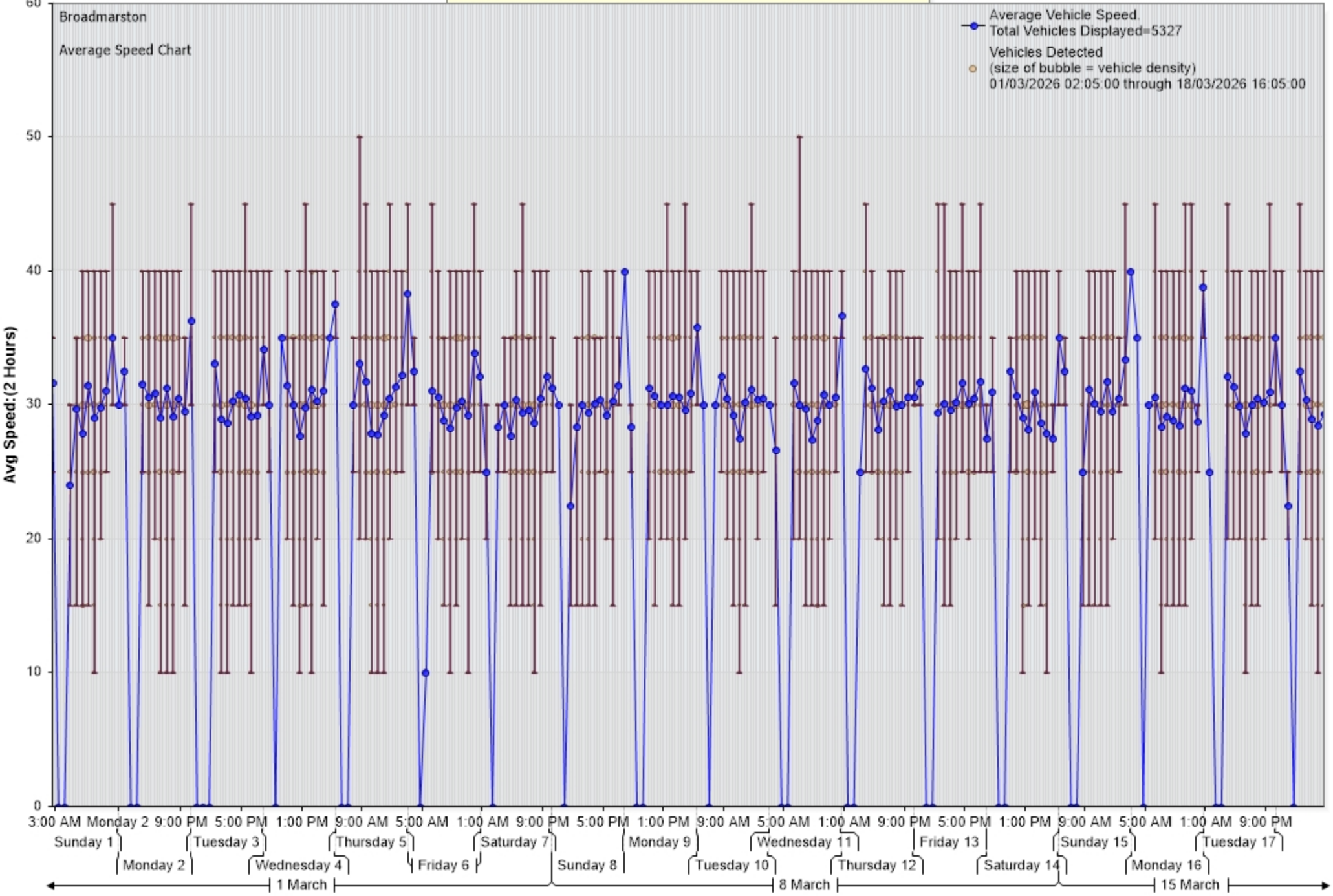
Daily Volumes

Vehicles

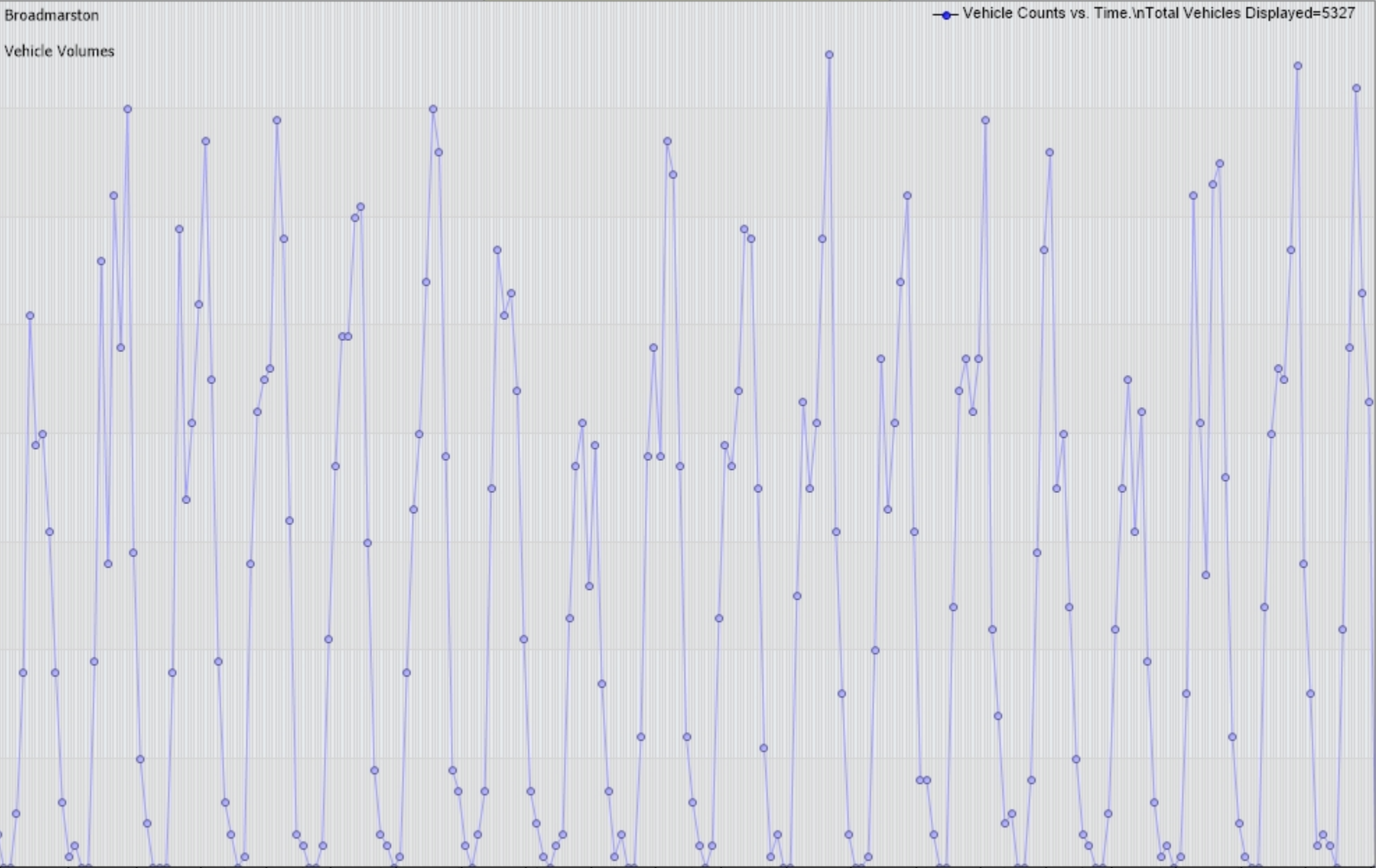
Day

Zoom help

Average Vehicle Speed (MPH) vs. Time [Broadmarston:Incoming]



Vehicle Counts vs. Time [Broadmarston: Incoming]



3:00 AM Sunday 1 | 9:00 PM Monday 2 | 5:00 PM Tuesday 3 | 1:00 PM Wednesday 4 | 9:00 AM Thursday 5 | 5:00 AM Friday 6 | 1:00 AM Saturday 7 | 9:00 PM Sunday 8 | 5:00 PM Monday 9 | 1:00 PM Tuesday 10 | 9:00 AM Wednesday 11 | 5:00 AM Thursday 12 | 1:00 AM Friday 13 | 9:00 PM Saturday 14 | 5:00 PM Sunday 15 | 1:00 AM Monday 16 | 9:00 AM Tuesday 17 | 5:00 PM

← 1 March | 8 March | 15 March →

Vehicle Counts Vs. Speed [Broadmarston: Incoming]

Broadmarston

Volume By Speed Histogram

5,327 Counts

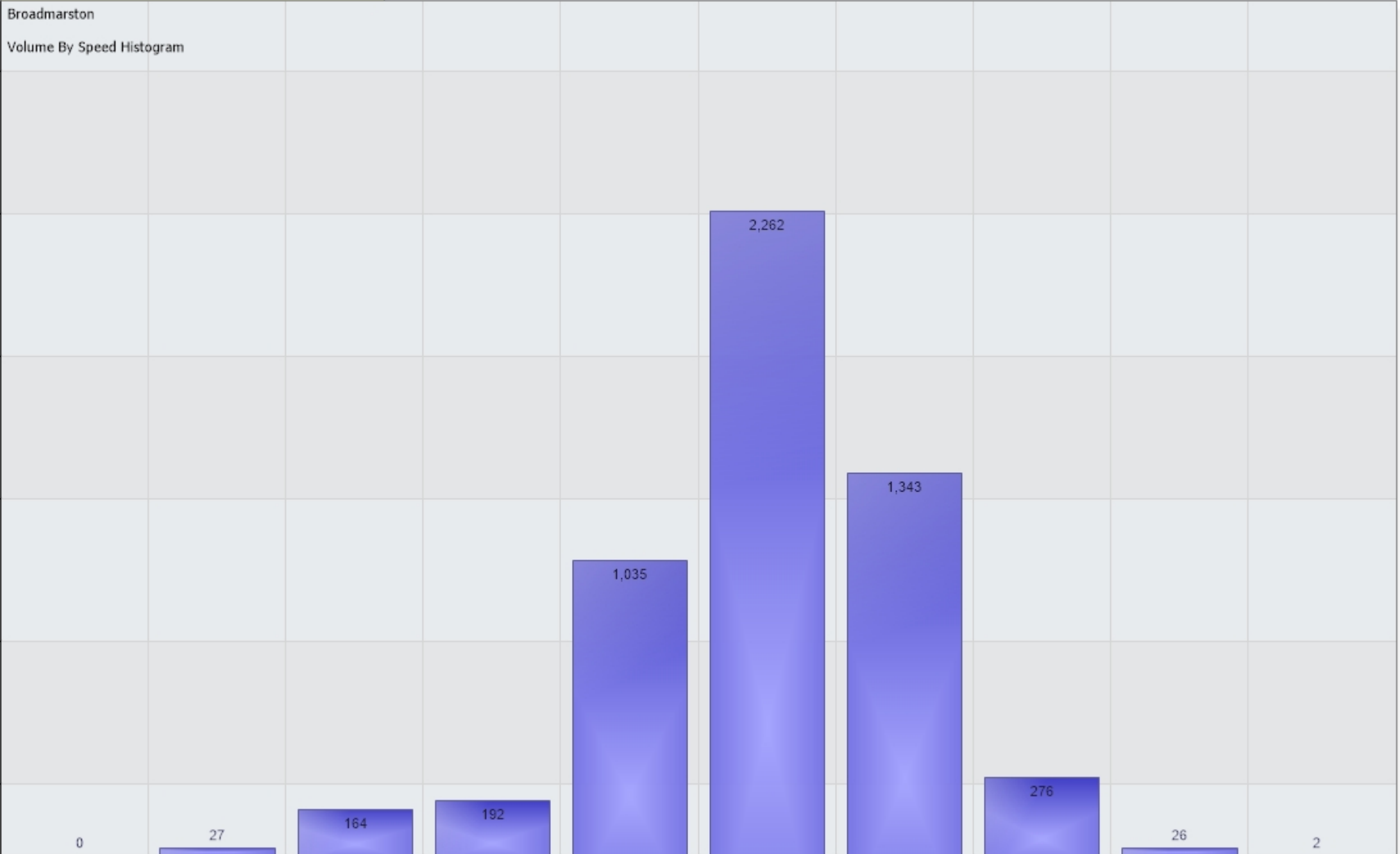
Vehicle Counts

3,000
2,500
2,000
1,500
1,000
500
0

Vehicle Speed (MPH)

5 10 15 20 25 30 35 40 45 50

0 27 164 192 1,035 2,262 1,343 276 26 2



Percentile Counts Vs. Speed for [Broadmarston: Incoming]

Broadmarston
85th Pct Speed=33.2 MPH
Vehicles in data=5327
01/03/2026 00:00:00 to 18/03/2026 15:59:59

