

For Project: Middlesex from Pebworth
 Project Notes:
 Location/Name: Incoming
 Report Generated: 28/02/2026 15:36:01
 Speed Intervals: 5 MPH
 Time Intervals: Instant
 Traffic Report From: 16/02/2026 13:00:00 through 28/02/2026 14:59:59
 85th Percentile Speed: 34.9 MPH
 85th Percentile Vehicles: 3494
 Max Speed: 55 MPH on 17/02/2026 22:20:00
 Total Vehicles: 4110
 AADT: 340

Volumes - weekly counts

Time	5 Day	7 Day
Average Daily	350	311
AM Peak 11:00	27	25
PM Peak 17:00	34	30

Speed

Speed Limit: 30
 85th Percentile Speed: 34.9
 50th Percentile Speed: 28.9
 10 MPH Pace Interval: 25.0 MPH to 35.0 MPH
 Average Speed: 28.62

	Monday	Tuesday	Wednesday	Thursday	Friday	Saturday	Sunday
Count over limit	144	291	357	381	377	94	80
% over limit	36.2	45.1	45.0	44.5	46.4	26.3	32.4
Avg Speeder	34.2	34.6	34.8	34.8	34.6	34.7	33.8
Avg Speed	19.7	22.7	22.3	21.6	22.2	20.5	21.7

Day/Time Ending	85th pctl (MPH)	85th pctl cnts	Total Cnts	Max Speed	Avg Speeder	% Speeders	Avg Speed
16/02/2026 14:00:00	37.5	8	9	40	34.5	55.6%	30.1
16/02/2026 15:00:00	36.0	20	24	40	34.3	58.3%	29.9
16/02/2026 16:00:00	35.0	27	32	45	34.3	62.5%	29.9
16/02/2026 17:00:00	35.7	42	49	45	34.3	51.0%	30.2
16/02/2026 18:00:00	35.8	29	34	40	34.5	44.1%	28.7
16/02/2026 19:00:00	32.5	17	20	40	33.5	25.0%	26.9
16/02/2026 20:00:00	33.3	14	17	40	34.5	29.4%	29.2
16/02/2026 21:00:00	35.0	8	10	45	36.3	40.0%	27.5
16/02/2026 22:00:00	33.3	11	13	40	33.8	30.8%	27.6
16/02/2026 23:00:00	40.0	5	6	45	36.3	66.7%	32.8
17/02/2026 00:00:00	45.0	3	3	45	37.5	66.7%	33.7
17/02/2026 01:00:00	0.0	0	0	0	0.0	0.0%	0.0
17/02/2026 02:00:00	30.0	1	1	30	0.0	0.0%	27.0
17/02/2026 03:00:00	0.0	0	0	0	0.0	0.0%	0.0
17/02/2026 04:00:00	0.0	0	0	0	0.0	0.0%	0.0
17/02/2026 05:00:00	0.0	0	0	0	0.0	0.0%	0.0
17/02/2026 06:00:00	35.0	4	5	45	35.0	80.0%	33.0
17/02/2026 07:00:00	41.7	13	15	45	36.6	73.3%	32.0
17/02/2026 08:00:00	37.0	28	33	45	35.3	48.5%	29.0
17/02/2026 09:00:00	33.8	28	33	45	33.5	45.5%	27.9
17/02/2026 10:00:00	34.2	30	35	45	33.8	42.9%	28.5
17/02/2026 11:00:00	33.6	32	38	40	34.3	28.9%	27.9
17/02/2026 12:00:00	37.0	31	36	45	35.3	44.4%	28.6
17/02/2026 13:00:00	33.8	34	40	40	33.5	37.5%	28.5
17/02/2026 14:00:00	34.6	26	31	45	33.9	58.1%	30.6
17/02/2026 15:00:00	36.2	15	18	40	34.5	55.6%	30.2
17/02/2026 16:00:00	37.1	22	26	40	34.8	57.7%	30.3
17/02/2026 17:00:00	35.0	37	44	45	34.2	52.3%	30.0
17/02/2026 18:00:00	36.2	39	46	45	35.1	41.3%	28.7
17/02/2026 19:00:00	33.3	14	17	40	33.2	41.2%	27.1
17/02/2026 20:00:00	37.5	13	15	45	35.0	53.3%	29.5
17/02/2026 21:00:00	33.3	4	5	35	32.5	60.0%	30.4
17/02/2026 22:00:00	42.5	5	6	45	37.5	66.7%	33.0
17/02/2026 23:00:00	45.0	4	5	55	41.3	80.0%	38.0
18/02/2026 00:00:00	30.0	2	2	30	0.0	0.0%	27.5
18/02/2026 01:00:00	35.0	1	1	35	32.5	100.0%	32.0
18/02/2026 02:00:00	0.0	0	0	0	0.0	0.0%	0.0
18/02/2026 03:00:00	50.0	1	1	50	47.5	100.0%	47.0
18/02/2026 04:00:00	0.0	0	0	0	0.0	0.0%	0.0
18/02/2026 05:00:00	0.0	0	0	0	0.0	0.0%	0.0
18/02/2026 06:00:00	35.0	6	7	45	35.0	57.1%	30.7
18/02/2026 07:00:00	38.3	11	13	45	35.6	61.5%	30.9
18/02/2026 08:00:00	38.3	24	28	45	35.0	71.4%	32.2
18/02/2026 09:00:00	33.8	31	37	50	35.4	32.4%	27.9
18/02/2026 10:00:00	33.6	35	41	40	34.3	26.8%	26.5
18/02/2026 11:00:00	36.0	40	47	45	35.3	42.6%	30.0
18/02/2026 12:00:00	36.0	31	36	45	35.0	38.9%	28.6

Incoming Summary
Middlesex from Pebworth

from Mon-Feb-16-2026-01-00-PM to Sat-Feb-28-2026-02-59-PM

18/02/2026 13:00:00	33.8	26	31	45	34.8	35.5%	28.7
18/02/2026 14:00:00	32.5	25	29	45	33.9	24.1%	28.5
18/02/2026 15:00:00	34.4	24	28	45	34.3	39.3%	29.0
18/02/2026 16:00:00	34.7	29	34	40	33.6	55.9%	30.4
18/02/2026 17:00:00	35.0	23	27	45	34.6	51.9%	30.9
18/02/2026 18:00:00	37.1	32	38	45	35.1	55.3%	28.8
18/02/2026 19:00:00	34.5	20	24	45	34.4	54.2%	29.9
18/02/2026 20:00:00	40.0	7	8	45	39.2	37.5%	29.5
18/02/2026 21:00:00	40.0	8	10	45	37.5	60.0%	32.5
18/02/2026 22:00:00	35.0	5	6	45	37.5	33.3%	26.3
18/02/2026 23:00:00	40.0	3	3	40	35.8	100.0%	35.3
19/02/2026 00:00:00	0.0	0	0	0	0.0	0.0%	0.0
19/02/2026 01:00:00	40.0	1	1	40	37.5	100.0%	37.0
19/02/2026 02:00:00	30.0	1	1	30	0.0	0.0%	27.0
19/02/2026 03:00:00	0.0	0	0	0	0.0	0.0%	0.0
19/02/2026 04:00:00	0.0	0	0	0	0.0	0.0%	0.0
19/02/2026 05:00:00	0.0	0	0	0	0.0	0.0%	0.0
19/02/2026 06:00:00	38.3	3	4	40	36.3	100.0%	35.8
19/02/2026 07:00:00	42.5	6	7	45	38.5	71.4%	35.0
19/02/2026 08:00:00	36.2	24	28	45	34.5	53.6%	28.1
19/02/2026 09:00:00	36.7	30	35	50	37.0	28.6%	28.9
19/02/2026 10:00:00	34.0	29	34	40	33.7	38.2%	28.3
19/02/2026 11:00:00	35.0	24	28	40	33.8	53.6%	30.6
19/02/2026 12:00:00	34.2	47	55	50	33.9	45.5%	29.7
19/02/2026 13:00:00	35.0	38	45	45	34.5	44.4%	29.1
19/02/2026 14:00:00	33.3	24	28	40	33.0	35.7%	26.8
19/02/2026 15:00:00	34.5	25	29	45	34.0	44.8%	28.4
19/02/2026 16:00:00	40.0	18	21	45	36.5	71.4%	33.1
19/02/2026 17:00:00	37.5	26	30	40	34.6	63.3%	31.2
19/02/2026 18:00:00	34.6	37	43	45	34.6	39.5%	28.5
19/02/2026 19:00:00	32.5	15	18	40	33.5	27.8%	27.4
19/02/2026 20:00:00	38.3	9	11	45	35.6	72.7%	32.5
19/02/2026 21:00:00	33.8	8	10	50	35.5	50.0%	30.5
19/02/2026 22:00:00	20.0	1	1	20	0.0	0.0%	17.0
19/02/2026 23:00:00	40.0	3	3	40	37.5	66.7%	33.7
20/02/2026 00:00:00	20.0	2	2	20	0.0	0.0%	14.5
20/02/2026 01:00:00	0.0	0	0	0	0.0	0.0%	0.0
20/02/2026 02:00:00	30.0	2	2	30	0.0	0.0%	24.5
20/02/2026 03:00:00	40.0	1	1	40	37.5	100.0%	37.0
20/02/2026 04:00:00	0.0	0	0	0	0.0	0.0%	0.0
20/02/2026 05:00:00	40.0	1	1	40	37.5	100.0%	37.0
20/02/2026 06:00:00	40.0	3	3	40	35.8	100.0%	35.3
20/02/2026 07:00:00	45.0	7	8	50	36.3	100.0%	36.0
20/02/2026 08:00:00	39.0	20	23	45	36.6	47.8%	29.2
20/02/2026 09:00:00	35.0	21	25	40	34.2	48.0%	29.4
20/02/2026 10:00:00	36.0	25	29	40	34.1	55.2%	29.1
20/02/2026 11:00:00	33.8	25	29	40	32.9	44.8%	27.6
20/02/2026 12:00:00	34.0	31	37	40	35.0	27.0%	26.5

Incoming Summary
Middlesex from Pebworth

from Mon-Feb-16-2026-01-00-PM to Sat-Feb-28-2026-02-59-PM

20/02/2026 13:00:00	34.5	34	40	40	34.1	40.0%	29.1
20/02/2026 14:00:00	34.0	25	29	40	33.3	41.4%	29.6
20/02/2026 15:00:00	35.0	18	21	40	33.6	66.7%	30.6
20/02/2026 16:00:00	36.0	34	40	45	34.5	55.0%	30.1
20/02/2026 17:00:00	37.0	30	35	45	35.0	51.4%	30.7
20/02/2026 18:00:00	36.7	24	28	40	34.8	46.4%	29.5
20/02/2026 19:00:00	35.0	16	19	40	34.2	47.4%	28.9
20/02/2026 20:00:00	41.7	12	14	45	36.4	64.3%	33.0
20/02/2026 21:00:00	35.0	14	17	40	34.6	41.2%	29.8
20/02/2026 22:00:00	35.0	7	8	40	33.8	50.0%	30.4
20/02/2026 23:00:00	40.0	3	4	50	37.5	100.0%	37.0
21/02/2026 00:00:00	40.0	2	2	40	37.5	50.0%	32.0
21/02/2026 01:00:00	0.0	0	0	0	0.0	0.0%	0.0
21/02/2026 02:00:00	0.0	0	0	0	0.0	0.0%	0.0
21/02/2026 03:00:00	0.0	0	0	0	0.0	0.0%	0.0
21/02/2026 04:00:00	0.0	0	0	0	0.0	0.0%	0.0
21/02/2026 05:00:00	0.0	0	0	0	0.0	0.0%	0.0
21/02/2026 06:00:00	45.0	2	2	45	40.0	100.0%	39.5
21/02/2026 07:00:00	35.0	3	3	35	32.5	33.3%	25.3
21/02/2026 08:00:00	30.0	12	14	40	35.0	14.3%	19.3
21/02/2026 09:00:00	20.0	8	9	25	0.0	0.0%	12.6
21/02/2026 10:00:00	20.0	8	9	25	0.0	0.0%	11.0
21/02/2026 11:00:00	13.8	13	15	25	0.0	0.0%	9.6
21/02/2026 12:00:00	10.0	3	4	15	0.0	0.0%	8.5
21/02/2026 13:00:00	29.0	10	12	35	32.5	8.3%	21.3
21/02/2026 14:00:00	33.3	9	11	40	33.8	36.4%	27.9
21/02/2026 15:00:00	33.3	8	10	40	33.8	40.0%	27.5
21/02/2026 16:00:00	27.5	9	11	35	32.5	9.1%	22.5
21/02/2026 17:00:00	32.5	13	15	35	32.5	26.7%	26.5
21/02/2026 18:00:00	31.7	16	19	40	33.8	21.1%	26.6
21/02/2026 19:00:00	32.5	7	8	35	32.5	25.0%	24.5
21/02/2026 20:00:00	32.5	6	7	35	32.5	28.6%	26.3
21/02/2026 21:00:00	40.0	3	3	40	37.5	33.3%	28.7
21/02/2026 22:00:00	30.0	3	3	30	0.0	0.0%	23.7
21/02/2026 23:00:00	45.0	2	2	45	40.0	100.0%	39.5
22/02/2026 00:00:00	30.0	3	3	30	0.0	0.0%	25.3
22/02/2026 01:00:00	30.0	1	1	30	0.0	0.0%	27.0
22/02/2026 02:00:00	0.0	0	0	0	0.0	0.0%	0.0
22/02/2026 03:00:00	0.0	0	0	0	0.0	0.0%	0.0
22/02/2026 04:00:00	35.0	1	1	35	32.5	100.0%	32.0
22/02/2026 05:00:00	0.0	0	0	0	0.0	0.0%	0.0
22/02/2026 06:00:00	40.0	2	2	40	35.0	100.0%	34.5
22/02/2026 07:00:00	40.0	2	2	40	37.5	50.0%	29.5
22/02/2026 08:00:00	33.3	3	4	35	32.5	75.0%	30.8
22/02/2026 09:00:00	35.0	9	11	40	34.5	45.5%	28.8
22/02/2026 10:00:00	32.5	16	19	40	33.5	26.3%	26.2
22/02/2026 11:00:00	33.3	17	20	40	34.5	25.0%	25.9
22/02/2026 12:00:00	31.0	20	24	35	32.5	20.8%	25.1

22/02/2026 13:00:00	32.9	24	28	40	33.1	28.6%	27.0
22/02/2026 14:00:00	33.6	31	36	45	33.7	36.1%	28.7
22/02/2026 15:00:00	30.0	12	14	35	32.5	14.3%	24.6
22/02/2026 16:00:00	35.0	14	17	45	35.4	41.2%	27.5
22/02/2026 17:00:00	30.0	15	18	40	34.2	16.7%	25.9
22/02/2026 18:00:00	34.4	18	21	40	33.4	52.4%	29.1
22/02/2026 19:00:00	33.3	12	14	40	33.8	28.6%	27.5
22/02/2026 20:00:00	30.0	4	5	35	32.5	20.0%	26.0
22/02/2026 21:00:00	32.5	5	6	35	32.5	33.3%	27.0
22/02/2026 22:00:00	30.0	2	2	30	0.0	0.0%	24.5
22/02/2026 23:00:00	40.0	1	1	40	37.5	100.0%	37.0
23/02/2026 00:00:00	35.0	1	1	35	32.5	100.0%	32.0
23/02/2026 01:00:00	0.0	0	0	0	0.0	0.0%	0.0
23/02/2026 02:00:00	0.0	0	0	0	0.0	0.0%	0.0
23/02/2026 03:00:00	30.0	1	1	30	0.0	0.0%	27.0
23/02/2026 04:00:00	40.0	1	1	40	37.5	100.0%	37.0
23/02/2026 05:00:00	0.0	0	0	0	0.0	0.0%	0.0
23/02/2026 06:00:00	35.0	2	2	35	32.5	50.0%	29.5
23/02/2026 07:00:00	33.3	6	7	35	32.5	42.9%	20.7
23/02/2026 08:00:00	20.0	7	8	25	0.0	0.0%	12.1
23/02/2026 09:00:00	10.0	3	3	10	0.0	0.0%	7.0
23/02/2026 10:00:00	15.0	3	3	15	0.0	0.0%	8.7
23/02/2026 11:00:00	15.0	2	2	15	0.0	0.0%	9.5
23/02/2026 12:00:00	15.0	6	7	30	0.0	0.0%	14.3
23/02/2026 13:00:00	20.0	3	3	20	0.0	0.0%	13.7
23/02/2026 14:00:00	25.0	4	5	30	0.0	0.0%	19.2
23/02/2026 15:00:00	26.7	13	15	30	0.0	0.0%	16.8
23/02/2026 16:00:00	27.5	25	29	35	32.5	6.9%	18.3
23/02/2026 17:00:00	33.3	29	34	45	34.7	26.5%	27.4
23/02/2026 18:00:00	31.7	26	30	35	32.5	20.0%	25.4
23/02/2026 19:00:00	34.5	14	16	40	33.0	68.8%	29.9
23/02/2026 20:00:00	35.0	2	2	35	32.5	50.0%	29.5
23/02/2026 21:00:00	35.0	5	6	40	34.2	50.0%	29.5
23/02/2026 22:00:00	40.0	3	3	40	35.0	66.7%	32.0
23/02/2026 23:00:00	35.0	3	3	35	32.5	66.7%	30.7
24/02/2026 00:00:00	30.0	1	1	30	0.0	0.0%	27.0
24/02/2026 01:00:00	35.0	1	1	35	32.5	100.0%	32.0
24/02/2026 02:00:00	0.0	0	0	0	0.0	0.0%	0.0
24/02/2026 03:00:00	0.0	0	0	0	0.0	0.0%	0.0
24/02/2026 04:00:00	45.0	2	2	45	42.5	50.0%	34.5
24/02/2026 05:00:00	0.0	0	0	0	0.0	0.0%	0.0
24/02/2026 06:00:00	37.5	3	4	40	35.0	100.0%	34.5
24/02/2026 07:00:00	38.3	12	14	45	35.6	57.1%	30.6
24/02/2026 08:00:00	33.8	19	22	40	34.2	27.3%	26.6
24/02/2026 09:00:00	32.5	13	15	35	32.5	26.7%	25.7
24/02/2026 10:00:00	35.0	14	16	40	35.0	25.0%	22.4
24/02/2026 11:00:00	35.0	5	6	45	35.8	50.0%	27.8
24/02/2026 12:00:00	33.0	9	11	35	32.5	45.5%	28.0

Incoming Summary
Middlesex from Pebworth

from Mon-Feb-16-2026-01-00-PM to Sat-Feb-28-2026-02-59-PM

24/02/2026 13:00:00	37.5	7	8	40	34.2	75.0%	32.0
24/02/2026 14:00:00	28.8	8	10	35	32.5	10.0%	23.2
24/02/2026 15:00:00	35.0	8	9	45	35.8	33.3%	25.3
24/02/2026 16:00:00	33.3	8	10	40	33.8	40.0%	27.1
24/02/2026 17:00:00	35.0	14	16	40	33.9	43.8%	27.4
24/02/2026 18:00:00	37.0	14	17	40	35.6	47.1%	29.1
24/02/2026 19:00:00	33.3	13	15	40	33.8	26.7%	27.0
24/02/2026 20:00:00	35.0	7	8	40	33.8	50.0%	28.4
24/02/2026 21:00:00	32.5	4	5	35	32.5	40.0%	28.0
24/02/2026 22:00:00	50.0	3	3	50	47.5	33.3%	32.0
24/02/2026 23:00:00	35.0	2	2	35	32.5	50.0%	29.5
25/02/2026 00:00:00	0.0	0	0	0	0.0	0.0%	0.0
25/02/2026 01:00:00	0.0	0	0	0	0.0	0.0%	0.0
25/02/2026 02:00:00	0.0	0	0	0	0.0	0.0%	0.0
25/02/2026 03:00:00	0.0	0	0	0	0.0	0.0%	0.0
25/02/2026 04:00:00	45.0	2	2	45	37.5	100.0%	37.0
25/02/2026 05:00:00	35.0	1	1	35	32.5	100.0%	32.0
25/02/2026 06:00:00	40.0	1	1	40	37.5	100.0%	37.0
25/02/2026 07:00:00	38.0	10	12	40	35.3	75.0%	31.3
25/02/2026 08:00:00	35.0	26	31	50	35.4	38.7%	29.0
25/02/2026 09:00:00	35.8	27	32	40	34.3	53.1%	30.1
25/02/2026 10:00:00	33.3	15	18	40	33.2	38.9%	27.7
25/02/2026 11:00:00	35.0	18	21	45	35.8	28.6%	28.1
25/02/2026 12:00:00	37.0	22	26	45	35.2	50.0%	30.3
25/02/2026 13:00:00	34.5	20	23	40	33.3	52.2%	29.6
25/02/2026 14:00:00	34.2	14	16	45	33.9	43.8%	27.4
25/02/2026 15:00:00	34.4	24	28	40	33.9	39.3%	28.8
25/02/2026 16:00:00	34.5	29	34	40	33.8	44.1%	28.7
25/02/2026 17:00:00	34.4	24	28	40	33.8	42.9%	29.3
25/02/2026 18:00:00	35.7	34	40	40	34.4	45.0%	28.1
25/02/2026 19:00:00	35.0	13	15	45	35.0	40.0%	29.4
25/02/2026 20:00:00	37.5	6	7	40	35.8	42.9%	29.9
25/02/2026 21:00:00	40.0	3	3	40	37.5	33.3%	30.3
25/02/2026 22:00:00	35.0	3	3	35	32.5	33.3%	28.7
25/02/2026 23:00:00	37.5	3	4	40	37.5	50.0%	30.8
26/02/2026 00:00:00	0.0	0	0	0	0.0	0.0%	0.0
26/02/2026 01:00:00	0.0	0	0	0	0.0	0.0%	0.0
26/02/2026 02:00:00	0.0	0	0	0	0.0	0.0%	0.0
26/02/2026 03:00:00	0.0	0	0	0	0.0	0.0%	0.0
26/02/2026 04:00:00	45.0	1	1	45	42.5	100.0%	42.0
26/02/2026 05:00:00	0.0	0	0	0	0.0	0.0%	0.0
26/02/2026 06:00:00	35.0	3	4	45	37.5	50.0%	30.8
26/02/2026 07:00:00	45.0	8	9	50	37.5	66.7%	33.7
26/02/2026 08:00:00	34.1	26	30	40	33.3	43.3%	26.6
26/02/2026 09:00:00	34.1	34	40	40	33.3	47.5%	29.2
26/02/2026 10:00:00	34.2	14	17	45	34.4	47.1%	28.5
26/02/2026 11:00:00	37.0	26	30	45	35.2	43.3%	28.5
26/02/2026 12:00:00	36.0	26	31	45	35.4	38.7%	29.0

Incoming Summary
Middlesex from Pebworth

from Mon-Feb-16-2026-01-00-PM to Sat-Feb-28-2026-02-59-PM

26/02/2026 13:00:00	36.2	31	37	45	35.6	43.2%	27.9
26/02/2026 14:00:00	37.0	23	27	45	35.7	40.7%	29.2
26/02/2026 15:00:00	34.5	24	28	45	33.9	50.0%	29.5
26/02/2026 16:00:00	34.5	30	35	45	34.3	40.0%	29.4
26/02/2026 17:00:00	37.5	37	44	45	35.8	47.7%	29.4
26/02/2026 18:00:00	34.4	32	38	45	35.4	36.8%	27.8
26/02/2026 19:00:00	35.0	14	16	40	34.2	37.5%	29.1
26/02/2026 20:00:00	32.5	12	14	40	34.2	21.4%	27.6
26/02/2026 21:00:00	33.3	8	9	35	32.5	33.3%	27.9
26/02/2026 22:00:00	32.5	4	5	35	32.5	40.0%	28.2
26/02/2026 23:00:00	28.8	3	4	30	0.0	0.0%	27.3
27/02/2026 00:00:00	25.0	3	4	35	32.5	25.0%	20.8
27/02/2026 01:00:00	35.0	2	2	35	32.5	50.0%	29.5
27/02/2026 02:00:00	30.0	1	1	30	0.0	0.0%	27.0
27/02/2026 03:00:00	0.0	0	0	0	0.0	0.0%	0.0
27/02/2026 04:00:00	0.0	0	0	0	0.0	0.0%	0.0
27/02/2026 05:00:00	35.0	1	1	35	32.5	100.0%	32.0
27/02/2026 06:00:00	38.8	4	5	40	37.5	80.0%	34.2
27/02/2026 07:00:00	40.0	8	9	45	36.7	66.7%	33.1
27/02/2026 08:00:00	38.0	26	30	40	35.0	66.7%	31.1
27/02/2026 09:00:00	33.3	29	34	45	33.9	32.4%	27.6
27/02/2026 10:00:00	34.5	25	29	40	33.7	44.8%	28.2
27/02/2026 11:00:00	36.2	22	26	45	35.2	42.3%	29.3
27/02/2026 12:00:00	34.5	27	32	45	34.3	43.8%	29.7
27/02/2026 13:00:00	33.9	19	22	45	33.5	45.5%	29.4
27/02/2026 14:00:00	37.5	21	25	45	35.4	56.0%	30.6
27/02/2026 15:00:00	36.2	20	24	45	34.5	62.5%	30.3
27/02/2026 16:00:00	33.8	26	31	45	34.3	35.5%	27.2
27/02/2026 17:00:00	34.1	28	33	40	33.6	42.4%	27.9
27/02/2026 18:00:00	31.0	28	33	40	33.3	18.2%	24.5
27/02/2026 19:00:00	33.3	14	17	40	33.2	41.2%	28.5
27/02/2026 20:00:00	30.0	8	10	45	37.5	20.0%	25.1
27/02/2026 21:00:00	32.5	8	10	35	32.5	40.0%	28.1
27/02/2026 22:00:00	35.0	11	13	40	34.5	38.5%	28.7
27/02/2026 23:00:00	30.0	5	6	40	37.5	16.7%	28.7
28/02/2026 00:00:00	37.5	3	4	40	35.8	75.0%	33.3
28/02/2026 01:00:00	35.0	1	1	35	32.5	100.0%	32.0
28/02/2026 02:00:00	0.0	0	0	0	0.0	0.0%	0.0
28/02/2026 03:00:00	50.0	1	1	50	47.5	100.0%	47.0
28/02/2026 04:00:00	0.0	0	0	0	0.0	0.0%	0.0
28/02/2026 05:00:00	0.0	0	0	0	0.0	0.0%	0.0
28/02/2026 06:00:00	45.0	2	2	45	40.0	100.0%	39.5
28/02/2026 07:00:00	35.0	3	4	45	37.5	50.0%	30.8
28/02/2026 08:00:00	37.5	14	16	45	34.5	62.5%	30.6
28/02/2026 09:00:00	35.0	18	21	45	34.7	42.9%	28.6
28/02/2026 10:00:00	36.0	26	30	40	34.4	43.3%	28.5
28/02/2026 11:00:00	27.1	33	39	35	32.5	5.1%	22.4
28/02/2026 12:00:00	33.0	23	27	45	34.6	25.9%	26.5

Incoming Summary
Middlesex from Pebworth

from Mon-Feb-16-2026-01-00-PM to Sat-Feb-28-2026-02-59-PM

28/02/2026 13:00:00	33.8	26	30	40	34.6	23.3%	26.9
28/02/2026 14:00:00	34.3	22	26	45	34.5	38.5%	28.8
28/02/2026 15:00:00	0.0	0	0	0	0.0	0.0%	0.0

Day/Time Ending	85th pctl (MPH)	85th pctl cnts	Total Cnts	Max Speed	Avg Speeder	% Speeders	Avg Speed
17/02/2026 00:00:00	35.3	184	217	45	34.5	47.5%	29.3
18/02/2026 00:00:00	35.5	383	451	55	34.7	47.5%	29.3
19/02/2026 00:00:00	35.6	382	449	50	35.0	44.8%	29.4
20/02/2026 00:00:00	35.7	369	434	50	34.7	46.5%	29.4
21/02/2026 00:00:00	35.9	353	415	50	34.6	49.2%	29.6
22/02/2026 00:00:00	31.4	136	160	45	34.3	18.8%	21.9
23/02/2026 00:00:00	33.5	210	247	45	33.8	32.4%	27.2
24/02/2026 00:00:00	32.1	154	181	45	33.5	22.7%	22.5
25/02/2026 00:00:00	34.7	165	194	50	34.6	39.7%	27.4
26/02/2026 00:00:00	35.3	293	345	50	34.5	45.2%	29.1
27/02/2026 00:00:00	35.0	360	423	50	34.8	42.3%	28.7
28/02/2026 00:00:00	35.0	337	397	45	34.5	43.6%	28.7
28/02/2026 14:59:59	34.1	167	197	50	34.9	32.5%	27.3

Incoming Weekly Counts
Middlesex from Pebworth

from Mon-Feb-16-2026-01-00-PM to Sat-Feb-28-2026-02-59-PM

	16/02/2026	to	22/02/2026							
	Monday	Tuesday	Wednesday	Thursday	Friday	Saturday	Sunday	Week	Weekend	Week Day 85%
Hour	16/02/2026	17/02/2026	18/02/2026	19/02/2026	20/02/2026	21/02/2026	22/02/2026	Day Avg	Avg	Avg Speed
0 - 1	*	0	1	1	0	0	1	0.5	0.5	37.5
1 - 2	*	1	0	1	2	0	0	1	0	30
2 - 3	*	0	1	0	1	0	0	0.5	0	45
3 - 4	*	0	0	0	0	0	1	0	0.5	0
4 - 5	*	0	0	0	1	0	0	0.25	0	40
5 - 6	*	5	7	4	3	2	2	4.75	2	37.08
6 - 7	*	15	13	7	8	3	2	10.75	2.5	41.88
7 - 8	*	33	28	28	23	14	4	28	9	37.62
8 - 9	*	33	37	35	25	9	11	32.5	10	34.83
9 - 10	*	35	41	34	29	9	19	34.75	14	34.45
10 - 11	*	38	47	28	29	15	20	35.5	17.5	34.6
11 - 12	*	36	36	55	37	4	24	41	14	35.3
12 - 13	*	40	31	45	40	12	28	39	20	34.28
13 - 14	9	31	29	28	29	11	36	25.2	23.5	34.38
14 - 15	24	18	28	29	21	10	14	24	12	35.22
15 - 16	32	26	34	21	40	11	17	30.6	14	36.56
16 - 17	49	44	27	30	35	15	18	37	16.5	36.04
17 - 18	34	46	38	43	28	19	21	37.8	20	36.08
18 - 19	20	17	24	18	19	8	14	19.6	11	33.56
19 - 20	17	15	8	11	14	7	5	13	6	38.16
20 - 21	10	5	10	10	17	3	6	10.4	4.5	35.42
21 - 22	13	6	6	1	8	3	2	6.8	2.5	33.16
22 - 23	6	5	3	3	4	2	1	4.2	1.5	41
23 - 24	3	2	0	2	2	3	1	1.8	2	33.75
Totals	217	451	449	434	415	160	247			
% of Total	9.14%	19.01%	18.92%	18.29%	17.49%	6.74%	10.41%			

Incoming Weekly Counts
Middlesex from Pebworth

from Mon-Feb-16-2026-01-00-PM to Sat-Feb-28-2026-02-59-PM

	23/02/2026	to	01/03/2026							
	Monday	Tuesday	Wednesday	Thursday	Friday	Saturday	Sunday	Week	Weekend	Week Day 85%
Hour	23/02/2026	24/02/2026	25/02/2026	26/02/2026	27/02/2026	28/02/2026	01/03/2026	Day Avg	Avg	Avg Speed
0 - 1	0	1	0	0	2	1	*	0.6	1	35
1 - 2	0	0	0	0	1	0	*	0.2	0	30
2 - 3	1	0	0	0	0	1	*	0.2	1	30
3 - 4	1	2	2	1	0	0	*	1.2	0	43.75
4 - 5	0	0	1	0	1	0	*	0.4	0	35
5 - 6	2	4	1	4	5	2	*	3.2	2	37.26
6 - 7	7	14	12	9	9	4	*	10.2	4	38.92
7 - 8	8	22	31	30	30	16	*	24.2	16	32.18
8 - 9	3	15	32	40	34	21	*	24.8	21	29.14
9 - 10	3	16	18	17	29	30	*	16.6	30	30.4
10 - 11	2	6	21	30	26	39	*	17	39	31.64
11 - 12	7	11	26	31	32	27	*	21.4	27	31.1
12 - 13	3	8	23	37	22	30	*	18.6	30	32.42
13 - 14	5	10	16	27	25	26	*	16.6	26	32.5
14 - 15	15	9	28	28	24	0	*	20.8	0	33.36
15 - 16	29	10	34	35	31	*	*	27.8	0	32.72
16 - 17	34	16	28	44	33	*	*	31	0	34.86
17 - 18	30	17	40	38	33	*	*	31.6	0	33.96
18 - 19	16	15	15	16	17	*	*	15.8	0	34.22
19 - 20	2	8	7	14	10	*	*	8.2	0	34
20 - 21	6	5	3	9	10	*	*	6.6	0	34.66
21 - 22	3	3	3	5	13	*	*	5.4	0	38.5
22 - 23	3	2	4	4	6	*	*	3.8	0	33.26
23 - 24	1	0	0	4	4	*	*	1.8	0	30.83
Totals	181	194	345	423	397	197	0			
% of Total	10.42%	11.17%	19.86%	24.35%	22.86%	11.34%	0%			

Incoming Monthly Counts
Middlesex from Pebworth

from Mon-Feb-16-2026-01-00-PM to Sat-Feb-28-2026-02-59-PM

	Feb 2026							Week	Weekend	Week Day 85%
Hour	Monday	Tuesday	Wednesday	Thursday	Friday	Saturday	Sunday	Day Avg	Avg	Avg Speed
0 - 1	0	1	1	1	2	1	1	1	1	36.25
1 - 2	0	1	0	1	3	0	0	1	0	30
2 - 3	1	0	1	0	1	1	0	0.6	0.5	40
3 - 4	1	2	2	1	0	0	1	1.2	0.5	43.75
4 - 5	0	0	1	0	2	0	0	0.6	0	37.5
5 - 6	2	9	8	8	8	4	2	7	3	38.84
6 - 7	7	29	25	16	17	7	2	18.8	4.5	38.94
7 - 8	8	55	59	58	53	30	4	46.6	17	33.04
8 - 9	3	48	69	75	59	30	11	50.8	20.5	29.46
9 - 10	3	51	59	51	58	39	19	44.4	29	30.26
10 - 11	2	44	68	58	55	54	20	45.4	37	30.92
11 - 12	7	47	62	86	69	31	24	54.2	27.5	31.16
12 - 13	3	48	54	82	62	42	28	49.8	35	31.76
13 - 14	14	41	45	55	54	37	36	41.8	36.5	34.48
14 - 15	39	27	56	57	45	10	14	44.8	12	35
15 - 16	61	36	68	56	71	11	17	58.4	14	35.58
16 - 17	83	60	55	74	68	15	18	68	16.5	35.4
17 - 18	64	63	78	81	61	19	21	69.4	20	35.14
18 - 19	36	32	39	34	36	8	14	35.4	11	34.04
19 - 20	19	23	15	25	24	7	5	21.2	6	37.1
20 - 21	16	10	13	19	27	3	6	17	4.5	35.7
21 - 22	16	9	9	6	21	3	2	12.2	2.5	36.5
22 - 23	9	7	7	7	10	2	1	8	1.5	39.76
23 - 24	4	2	0	6	6	3	1	3.6	2	32.08
Totals	398	645	794	857	812	357	247			
% of Total	9.68%	15.69%	19.32%	20.85%	19.76%	8.69%	6.01%			

Incoming Weekly Speeds
Middlesex from Pebworth

from Mon-Feb-16-2026-01-00-PM to Sat-Feb-28-2026-02-59-PM

	16/02/2026	to	22/02/2026							
	Monday	Tuesday	Wednesday	Thursday	Friday	Saturday	Sunday	Week	Weekend	Week Day 85%
Hour	16/02/2026	17/02/2026	18/02/2026	19/02/2026	20/02/2026	21/02/2026	22/02/2026	Day Avg	Avg	Avg Speed
0 - 1	*	0	32	37	0	0	27	34.5	27	37.5
1 - 2	*	27	0	27	24.5	0	0	25.75	0	30
2 - 3	*	0	47	0	37	0	0	42	0	45
3 - 4	*	0	0	0	0	0	32	0	32	0
4 - 5	*	0	0	0	37	0	0	37	0	40
5 - 6	*	33	30.71	35.75	35.33	39.5	34.5	33.11	37	37.08
6 - 7	*	32	30.92	35	36	25.33	29.5	32.91	27	41.88
7 - 8	*	28.97	32.18	28.11	29.22	19.29	30.75	29.61	21.83	37.62
8 - 9	*	27.94	27.89	28.94	29.44	12.56	28.82	28.48	21.5	34.83
9 - 10	*	28.51	26.49	28.26	29.07	11	26.16	27.97	21.29	34.45
10 - 11	*	27.92	30	30.64	27.55	9.6	25.9	29.07	18.91	34.6
11 - 12	*	28.64	28.58	29.71	26.54	8.5	25.08	28.51	22.71	35.3
12 - 13	*	28.52	28.68	29.13	29.12	21.33	27	28.88	25.3	34.28
13 - 14	30.11	30.61	28.48	26.75	29.62	27.91	28.67	29	28.49	34.38
14 - 15	29.92	30.17	29	28.38	30.57	27.5	24.57	29.48	25.79	35.22
15 - 16	29.91	30.31	30.35	33.14	30.15	22.55	27.53	30.58	25.57	36.56
16 - 17	30.16	30	30.93	31.23	30.71	26.47	25.89	30.51	26.15	36.04
17 - 18	28.71	28.74	28.79	28.49	29.5	26.63	29.14	28.8	27.95	36.08
18 - 19	26.85	27.12	29.92	27.39	28.95	24.5	27.5	28.15	26.41	33.56
19 - 20	29.24	29.47	29.5	32.45	33	26.29	26	30.68	26.17	38.16
20 - 21	27.5	30.4	32.5	30.5	29.76	28.67	27	30.06	27.56	35.42
21 - 22	27.62	33	26.33	17	30.38	23.67	24.5	28.68	24	33.16
22 - 23	32.83	38	35.33	33.67	37	39.5	37	35.33	38.67	41
23 - 24	33.67	27.5	0	14.5	32	25.33	32	27.67	27	33.75
Totals	29.3	29.3	29.4	29.4	29.6	21.8	27.2			
% of Total	14.95%	14.95%	15%	15%	15.1%	11.12%	13.88%			

Incoming Weekly Speeds
Middlesex from Pebworth

from Mon-Feb-16-2026-01-00-PM to Sat-Feb-28-2026-02-59-PM

	23/02/2026	to	01/03/2026							
	Monday	Tuesday	Wednesday	Thursday	Friday	Saturday	Sunday	Week	Weekend	Week Day 85%
Hour	23/02/2026	24/02/2026	25/02/2026	26/02/2026	27/02/2026	28/02/2026	01/03/2026	Day Avg	Avg	Avg Speed
0 - 1	0	32	0	0	29.5	32	*	30.33	32	35
1 - 2	0	0	0	0	27	0	*	27	*	30
2 - 3	27	0	0	0	0	47	*	27	47	30
3 - 4	37	34.5	37	42	0	0	*	37	*	43.75
4 - 5	0	0	32	0	32	0	*	32	*	35
5 - 6	29.5	34.5	37	30.75	34.2	39.5	*	33	39.5	37.26
6 - 7	20.71	30.64	31.33	33.67	33.11	30.75	*	30.41	30.75	38.92
7 - 8	12.12	26.64	28.97	26.57	31.07	30.62	*	27.36	30.62	32.18
8 - 9	7	25.73	30.06	29.2	27.62	28.62	*	28.03	28.62	29.14
9 - 10	8.67	22.38	27.72	28.53	28.21	28.53	*	26.34	28.53	30.4
10 - 11	9.5	27.83	28.1	28.47	29.31	22.36	*	28.14	22.36	31.64
11 - 12	14.29	28	30.31	29	29.69	26.48	*	28.46	26.48	31.1
12 - 13	13.67	32	29.61	27.89	29.41	26.9	*	28.57	26.9	32.42
13 - 14	19.2	23.2	27.44	29.22	30.64	28.77	*	27.98	28.77	32.5
14 - 15	16.8	25.33	28.79	29.54	30.29	0	*	27.31	*	33.36
15 - 16	18.28	27.1	28.71	29.37	27.16	*	*	26.24	*	32.72
16 - 17	27.35	27.38	29.25	29.41	27.88	*	*	28.39	*	34.86
17 - 18	25.43	29.12	28.08	27.76	24.55	*	*	26.87	*	33.96
18 - 19	29.94	27	29.4	29.12	28.53	*	*	28.81	*	34.22
19 - 20	29.5	28.38	29.86	27.57	25.1	*	*	27.61	*	34
20 - 21	29.5	28	30.33	27.89	28.1	*	*	28.48	*	34.66
21 - 22	32	32	28.67	28.2	28.69	*	*	29.33	*	38.5
22 - 23	30.67	29.5	30.75	27.25	28.67	*	*	29.21	*	33.26
23 - 24	27	0	0	20.75	33.25	*	*	27	*	30.83
Totals	22.5	27.4	29.1	28.7	28.7	27.3	0			
% of Total	13.74%	16.74%	17.78%	17.53%	17.53%	16.68%	0%			

Incoming Monthly Speeds
Middlesex from Pebworth

from Mon-Feb-16-2026-01-00-PM to Sat-Feb-28-2026-02-59-PM

Hour	Feb 2026							Week Day Avg	Weekend Avg	Week Day 85% Avg Speed
	Monday	Tuesday	Wednesday	Thursday	Friday	Saturday	Sunday			
0 - 1	0	32	32	37	29.5	32	27	32	29.5	36.25
1 - 2	0	27	0	27	25.33	0	0	26	0	30
2 - 3	27	0	47	0	37	47	0	37	47	40
3 - 4	37	34.5	37	42	0	0	32	37	32	43.75
4 - 5	0	0	32	0	34.5	0	0	33.67	0	37.5
5 - 6	29.5	33.67	31.5	33.25	34.62	39.5	34.5	33.06	37.83	38.84
6 - 7	20.71	31.34	31.12	34.25	34.47	28.43	29.5	31.55	28.67	38.94
7 - 8	12.12	28.04	30.49	27.31	30.26	25.33	30.75	28.44	25.97	33.04
8 - 9	7	27.25	28.9	29.08	28.39	23.8	28.82	28.26	25.15	29.46
9 - 10	8.67	26.59	26.86	28.35	28.64	24.49	26.16	27.36	25.03	30.26
10 - 11	9.5	27.91	29.41	29.52	28.38	18.81	25.9	28.72	20.73	30.92
11 - 12	14.29	28.49	29.31	29.45	28	24.16	25.08	28.49	24.56	31.16
12 - 13	13.67	29.1	29.07	28.57	29.23	25.31	27	28.77	25.99	31.76
13 - 14	26.21	28.8	28.11	27.96	30.09	28.51	28.67	28.59	28.59	34.48
14 - 15	24.87	28.56	28.89	28.95	30.42	27.5	24.57	28.47	25.79	35
15 - 16	24.38	29.42	29.53	30.79	28.85	22.55	27.53	28.51	25.57	35.58
16 - 17	29.01	29.3	30.07	30.15	29.34	26.47	25.89	29.55	26.15	35.4
17 - 18	27.17	28.84	28.42	28.15	26.82	26.63	29.14	27.92	27.95	35.14
18 - 19	28.22	27.06	29.72	28.21	28.75	24.5	27.5	28.45	26.41	34.04
19 - 20	29.26	29.09	29.67	29.72	29.71	26.29	26	29.49	26.17	37.1
20 - 21	28.25	29.2	32	29.26	29.15	28.67	27	29.45	27.56	35.7
21 - 22	28.44	32.67	27.11	26.33	29.33	23.67	24.5	28.97	24	36.5
22 - 23	32.11	35.57	32.71	30	32	39.5	37	32.43	38.67	39.76
23 - 24	32	27.5	0	18.67	32.83	25.33	32	27.33	27	32.08
Totals	26.2	28.7	29.3	29	29.2	24.8	27.2			
% of Total	13.48%	14.76%	15.07%	14.92%	15.02%	12.76%	13.99%			

Incoming Weekly EightyFifthSpeeds
Middlesex from Pebworth

from Mon-Feb-16-2026-01-00-PM to Sat-Feb-28-2026-02-59-PM

	16/02/2026	to	22/02/2026							
	Monday	Tuesday	Wednesday	Thursday	Friday	Saturday	Sunday	Week	Weekend	Week Day 85%
Hour	16/02/2026	17/02/2026	18/02/2026	19/02/2026	20/02/2026	21/02/2026	22/02/2026	Day Avg	Avg	Avg Speed
0 - 1	*	0	35	40	0	0	30	37.5	30	37.5
1 - 2	*	30	0	30	30	0	0	30	0	30
2 - 3	*	0	50	0	40	0	0	45	0	45
3 - 4	*	0	0	0	0	0	35	0	35	0
4 - 5	*	0	0	0	40	0	0	40	0	40
5 - 6	*	35	35	38.3	40	45	40	37.08	42.5	37.08
6 - 7	*	41.7	38.3	42.5	45	35	40	41.88	37.5	41.88
7 - 8	*	37	38.3	36.2	39	30	33.3	37.62	31.65	37.62
8 - 9	*	33.8	33.8	36.7	35	20	35	34.83	27.5	34.83
9 - 10	*	34.2	33.6	34	36	20	32.5	34.45	26.25	34.45
10 - 11	*	33.6	36	35	33.8	13.8	33.3	34.6	23.55	34.6
11 - 12	*	37	36	34.2	34	10	31	35.3	20.5	35.3
12 - 13	*	33.8	33.8	35	34.5	29	32.9	34.28	30.95	34.28
13 - 14	37.5	34.6	32.5	33.3	34	33.3	33.6	34.38	33.45	34.38
14 - 15	36	36.2	34.4	34.5	35	33.3	30	35.22	31.65	35.22
15 - 16	35	37.1	34.7	40	36	27.5	35	36.56	31.25	36.56
16 - 17	35.7	35	35	37.5	37	32.5	30	36.04	31.25	36.04
17 - 18	35.8	36.2	37.1	34.6	36.7	31.7	34.4	36.08	33.05	36.08
18 - 19	32.5	33.3	34.5	32.5	35	32.5	33.3	33.56	32.9	33.56
19 - 20	33.3	37.5	40	38.3	41.7	32.5	30	38.16	31.25	38.16
20 - 21	35	33.3	40	33.8	35	40	32.5	35.42	36.25	35.42
21 - 22	33.3	42.5	35	20	35	30	30	33.16	30	33.16
22 - 23	40	45	40	40	40	45	40	41	42.5	41
23 - 24	45	30	0	20	40	30	35	33.75	32.5	33.75
Totals	399.1	716.8	733	726.4	812.7	571.1	706.8			
% of Total	8.55%	15.36%	15.71%	15.57%	17.42%	12.24%	15.15%			

Incoming Weekly EightyFifthSpeeds
Middlesex from Pebworth

from Mon-Feb-16-2026-01-00-PM to Sat-Feb-28-2026-02-59-PM

	23/02/2026	to	01/03/2026							
	Monday	Tuesday	Wednesday	Thursday	Friday	Saturday	Sunday	Week	Weekend	Week Day 85%
Hour	23/02/2026	24/02/2026	25/02/2026	26/02/2026	27/02/2026	28/02/2026	01/03/2026	Day Avg	Avg	Avg Speed
0 - 1	0	35	0	0	35	35	*	35	35	35
1 - 2	0	0	0	0	30	0	*	30	0	30
2 - 3	30	0	0	0	0	50	*	30	50	30
3 - 4	40	45	45	45	0	0	*	43.75	0	43.75
4 - 5	0	0	35	0	35	0	*	35	0	35
5 - 6	35	37.5	40	35	38.8	45	*	37.26	45	37.26
6 - 7	33.3	38.3	38	45	40	35	*	38.92	35	38.92
7 - 8	20	33.8	35	34.1	38	37.5	*	32.18	37.5	32.18
8 - 9	10	32.5	35.8	34.1	33.3	35	*	29.14	35	29.14
9 - 10	15	35	33.3	34.2	34.5	36	*	30.4	36	30.4
10 - 11	15	35	35	37	36.2	27.1	*	31.64	27.1	31.64
11 - 12	15	33	37	36	34.5	33	*	31.1	33	31.1
12 - 13	20	37.5	34.5	36.2	33.9	33.8	*	32.42	33.8	32.42
13 - 14	25	28.8	34.2	37	37.5	34.3	*	32.5	34.3	32.5
14 - 15	26.7	35	34.4	34.5	36.2	0	*	33.36	0	33.36
15 - 16	27.5	33.3	34.5	34.5	33.8	*	*	32.72	0	32.72
16 - 17	33.3	35	34.4	37.5	34.1	*	*	34.86	0	34.86
17 - 18	31.7	37	35.7	34.4	31	*	*	33.96	0	33.96
18 - 19	34.5	33.3	35	35	33.3	*	*	34.22	0	34.22
19 - 20	35	35	37.5	32.5	30	*	*	34	0	34
20 - 21	35	32.5	40	33.3	32.5	*	*	34.66	0	34.66
21 - 22	40	50	35	32.5	35	*	*	38.5	0	38.5
22 - 23	35	35	37.5	28.8	30	*	*	33.26	0	33.26
23 - 24	30	0	0	25	37.5	*	*	30.83	0	30.83
Totals	587	717.5	726.8	701.6	760.1	401.7	0			
% of Total	15.07%	18.42%	18.66%	18.01%	19.52%	10.31%	0%			

Incoming Monthly EightyFifthSpeeds
Middlesex from Pebworth

from Mon-Feb-16-2026-01-00-PM to Sat-Feb-28-2026-02-59-PM

Hour	Feb 2026							Week Day Avg	Weekend Avg	Week Day 85% Avg Speed
	Monday	Tuesday	Wednesday	Thursday	Friday	Saturday	Sunday			
0 - 1	0	35	35	40	35	35	30	36.25	32.5	36.25
1 - 2	0	30	0	30	30	0	0	30	0	30
2 - 3	30	0	50	0	40	50	0	40	50	40
3 - 4	40	45	45	45	0	0	35	43.75	35	43.75
4 - 5	0	0	35	0	40	0	0	37.5	0	37.5
5 - 6	35	40	40	40	39.2	42.5	40	38.84	41.25	38.84
6 - 7	33.3	40	38.1	43.3	40	35	40	38.94	37.5	38.94
7 - 8	20	35.7	37	34.5	38	35	33.3	33.04	34.15	33.04
8 - 9	10	33.5	35	34.7	34.1	34.2	35	29.46	34.6	29.46
9 - 10	15	33.9	33.5	34.1	34.8	34.4	32.5	30.26	33.45	30.26
10 - 11	15	33.9	35.7	35.6	34.4	25.7	33.3	30.92	29.5	30.92
11 - 12	15	35	36.5	34.6	34.7	32	31	31.16	31.5	31.16
12 - 13	20	34.4	34.2	36	34.2	32	32.9	31.76	32.45	31.76
13 - 14	35	34.3	32.9	34.6	35.6	34	33.6	34.48	33.8	34.48
14 - 15	34.4	36.2	34.4	34.3	35.7	33.3	30	35	31.65	35
15 - 16	33.8	36.9	34.6	37.8	34.8	27.5	35	35.58	31.25	35.58
16 - 17	34.8	35	34.7	37.5	35	32.5	30	35.4	31.25	35.4
17 - 18	33.7	36.9	36.4	34.5	34.2	31.7	34.4	35.14	33.05	35.14
18 - 19	33.9	33.3	34.6	33.8	34.6	32.5	33.3	34.04	32.9	34.04
19 - 20	33.8	36.7	38.8	36.2	40	32.5	30	37.1	31.25	37.1
20 - 21	37.5	33	40	33.6	34.4	40	32.5	35.7	36.25	35.7
21 - 22	35	45	35	32.5	35	30	30	36.5	30	36.5
22 - 23	40	45	38.8	37.5	37.5	45	40	39.76	42.5	39.76
23 - 24	35	30	0	25	38.3	30	35	32.08	32.5	32.08

Summary of Violators

Middlesex from Pebworth

from Mon-Feb-16-2026-01-00-PM to Sat-Feb-28-2026-02-59-PM

Starting Hour	Count	Average Speed of all Traffic	Violator Counts	Average Speed of Violators
00:00:00	0	N/A	N/A	N/A
01:00:00	0	N/A	N/A	N/A
02:00:00	0	N/A	N/A	N/A
03:00:00	0	N/A	N/A	N/A
04:00:00	0	N/A	N/A	N/A
05:00:00	0	N/A	N/A	N/A
06:00:00	0	N/A	N/A	N/A
07:00:00	0	N/A	N/A	N/A
08:00:00	0	N/A	N/A	N/A
09:00:00	0	N/A	N/A	N/A
10:00:00	0	N/A	N/A	N/A
11:00:00	0	N/A	N/A	N/A
12:00:00	0	N/A	N/A	N/A
13:00:00	7	17.1	3	34.2
14:00:00	24	21.1	15	34.5
15:00:00	33	22.3	20	34.0
16:00:00	46	18.0	26	34.4
17:00:00	37	17.0	14	34.6
18:00:00	21	23.6	6	33.3
19:00:00	17	23.1	5	34.5
20:00:00	9	27.5	3	37.5
21:00:00	14	22.3	5	33.5
22:00:00	5	33.5	3	37.5
23:00:00	4	33.8	3	35.8
00:00:00	0	N/A	N/A	N/A
01:00:00	1	27.5	0	0.0
02:00:00	0	N/A	N/A	N/A
03:00:00	0	N/A	N/A	N/A
04:00:00	0	N/A	N/A	N/A
05:00:00	4	31.3	3	32.5
06:00:00	13	32.5	10	36.5
07:00:00	30	23.1	15	36.2
08:00:00	38	22.3	17	33.7
09:00:00	28	24.2	14	33.9
10:00:00	42	15.5	9	33.6
11:00:00	37	20.7	18	35.6
12:00:00	38	16.7	15	33.2
13:00:00	35	21.1	19	34.1
14:00:00	19	25.8	11	34.3
15:00:00	21	23.8	12	35.0
16:00:00	47	16.5	24	34.0
17:00:00	45	21.1	20	35.3
18:00:00	19	23.7	8	33.8
19:00:00	15	24.8	7	33.9
20:00:00	6	22.5	4	35.0
21:00:00	6	26.3	4	37.5
22:00:00	5	38.5	4	41.3
23:00:00	2	13.8	0	0.0

Summary of Violators

Middlesex from Pebworth

from Mon-Feb-16-2026-01-00-PM to Sat-Feb-28-2026-02-59-PM

00:00:00	1	32.5	1	32.5
01:00:00	0	N/A	N/A	N/A
02:00:00	1	47.5	1	47.5
03:00:00	0	N/A	N/A	N/A
04:00:00	0	N/A	N/A	N/A
05:00:00	6	23.8	3	32.5
06:00:00	11	30.0	8	36.3
07:00:00	28	25.2	19	35.1
08:00:00	37	20.0	13	35.6
09:00:00	38	19.3	11	33.9
10:00:00	50	19.9	20	35.5
11:00:00	37	21.6	15	34.8
12:00:00	30	21.1	9	33.1
13:00:00	28	17.0	6	37.5
14:00:00	27	20.5	11	33.9
15:00:00	34	23.0	20	33.8
16:00:00	31	19.4	16	34.4
17:00:00	37	24.7	20	35.3
18:00:00	24	25.0	12	34.6
19:00:00	9	26.1	4	36.3
20:00:00	11	33.4	7	37.5
21:00:00	6	22.9	2	37.5
22:00:00	3	35.8	3	35.8
23:00:00	0	N/A	N/A	N/A
00:00:00	1	37.5	1	37.5
01:00:00	1	27.5	0	0.0
02:00:00	0	N/A	N/A	N/A
03:00:00	0	N/A	N/A	N/A
04:00:00	0	N/A	N/A	N/A
05:00:00	3	35.8	3	35.8
06:00:00	7	30.7	6	38.3
07:00:00	26	21.7	13	34.8
08:00:00	36	20.6	12	36.3
09:00:00	34	19.0	12	33.8
10:00:00	29	20.8	16	33.8
11:00:00	52	15.2	22	33.2
12:00:00	45	22.9	22	35.2
13:00:00	28	18.9	9	33.1
14:00:00	32	22.1	14	33.9
15:00:00	22	24.1	16	36.3
16:00:00	28	21.3	18	34.7
17:00:00	43	20.5	17	34.0
18:00:00	17	25.1	5	35.5
19:00:00	14	31.8	9	35.3
20:00:00	10	31.0	5	35.5
21:00:00	1	17.5	0	0.0
22:00:00	3	34.2	2	37.5
23:00:00	2	15.0	0	0.0
00:00:00	0	N/A	N/A	N/A

Summary of Violators

Middlesex from Pebworth

from Mon-Feb-16-2026-01-00-PM to Sat-Feb-28-2026-02-59-PM

01:00:00	2	25.0	0	0.0
02:00:00	1	37.5	1	37.5
03:00:00	0	N/A	N/A	N/A
04:00:00	1	37.5	1	37.5
05:00:00	3	35.8	3	35.8
06:00:00	8	28.1	8	36.3
07:00:00	23	28.5	11	36.6
08:00:00	23	21.4	11	34.3
09:00:00	27	25.1	15	34.2
10:00:00	31	19.7	14	32.9
11:00:00	36	20.7	11	34.8
12:00:00	43	14.8	16	34.1
13:00:00	28	20.6	12	33.3
14:00:00	20	22.6	12	33.8
15:00:00	41	19.1	23	34.5
16:00:00	33	20.5	16	34.1
17:00:00	29	24.4	15	35.8
18:00:00	17	26.0	9	34.2
19:00:00	16	24.4	10	36.0
20:00:00	16	27.2	7	34.6
21:00:00	10	20.3	3	34.2
22:00:00	5	36.5	5	36.5
23:00:00	2	32.5	1	37.5
00:00:00	0	N/A	N/A	N/A
01:00:00	0	N/A	N/A	N/A
02:00:00	0	N/A	N/A	N/A
03:00:00	0	N/A	N/A	N/A
04:00:00	0	N/A	N/A	N/A
05:00:00	2	40.0	2	40.0
06:00:00	3	25.8	1	32.5
07:00:00	13	15.8	2	35.0
08:00:00	9	14.2	0	0.0
09:00:00	9	10.6	0	0.0
10:00:00	16	7.0	0	0.0
11:00:00	4	6.9	0	0.0
12:00:00	9	13.1	0	0.0
13:00:00	14	26.6	5	33.5
14:00:00	10	28.0	4	33.8
15:00:00	11	20.9	1	32.5
16:00:00	15	21.3	4	32.5
17:00:00	17	24.6	4	33.8
18:00:00	9	21.1	1	32.5
19:00:00	6	26.7	2	32.5
20:00:00	5	29.5	2	35.0
21:00:00	3	24.2	0	0.0
22:00:00	2	40.0	2	40.0
23:00:00	3	25.8	0	0.0
00:00:00	1	27.5	0	0.0
01:00:00	0	N/A	N/A	N/A

Summary of Violators

Middlesex from Pebworth

from Mon-Feb-16-2026-01-00-PM to Sat-Feb-28-2026-02-59-PM

02:00:00	0	N/A	N/A	N/A
03:00:00	1	32.5	1	32.5
04:00:00	0	N/A	N/A	N/A
05:00:00	2	35.0	2	35.0
06:00:00	2	30.0	1	37.5
07:00:00	3	30.8	2	32.5
08:00:00	12	29.6	6	34.2
09:00:00	19	17.8	5	33.5
10:00:00	18	23.9	5	34.5
11:00:00	23	21.4	5	32.5
12:00:00	30	20.4	8	33.1
13:00:00	36	18.4	13	33.7
14:00:00	14	21.1	2	32.5
15:00:00	18	21.4	7	35.4
16:00:00	16	17.8	3	34.2
17:00:00	21	20.7	9	33.6
18:00:00	16	23.0	6	33.3
19:00:00	5	26.5	1	32.5
20:00:00	5	26.5	1	32.5
21:00:00	3	27.5	1	32.5
22:00:00	1	37.5	1	37.5
23:00:00	0	N/A	N/A	N/A
00:00:00	1	32.5	1	32.5
01:00:00	0	N/A	N/A	N/A
02:00:00	1	27.5	0	0.0
03:00:00	1	37.5	1	37.5
04:00:00	0	N/A	N/A	N/A
05:00:00	2	30.0	1	32.5
06:00:00	5	26.5	3	32.5
07:00:00	8	9.4	0	0.0
08:00:00	5	9.5	0	0.0
09:00:00	3	9.2	0	0.0
10:00:00	2	10.0	0	0.0
11:00:00	7	12.9	0	0.0
12:00:00	3	14.2	0	0.0
13:00:00	5	15.0	0	0.0
14:00:00	13	10.2	0	0.0
15:00:00	28	14.9	2	32.5
16:00:00	37	19.5	9	34.7
17:00:00	30	16.8	6	32.5
18:00:00	16	26.3	11	33.0
19:00:00	2	30.0	1	32.5
20:00:00	6	30.0	3	34.2
21:00:00	3	32.5	2	35.0
22:00:00	3	20.0	2	32.5
23:00:00	1	27.5	0	0.0
00:00:00	1	32.5	1	32.5
01:00:00	0	N/A	N/A	N/A
02:00:00	0	N/A	N/A	N/A

Summary of Violators

Middlesex from Pebworth

from Mon-Feb-16-2026-01-00-PM to Sat-Feb-28-2026-02-59-PM

03:00:00	2	35.0	1	42.5
04:00:00	0	N/A	N/A	N/A
05:00:00	3	34.2	3	34.2
06:00:00	12	25.0	7	35.4
07:00:00	23	24.9	7	35.4
08:00:00	15	25.3	5	32.5
09:00:00	17	22.1	4	35.0
10:00:00	6	25.0	2	32.5
11:00:00	12	27.7	6	34.2
12:00:00	7	33.2	6	34.2
13:00:00	11	19.3	1	32.5
14:00:00	9	25.8	3	35.8
15:00:00	9	23.9	3	34.2
16:00:00	16	26.4	8	33.8
17:00:00	17	27.1	8	35.6
18:00:00	15	27.5	4	33.8
19:00:00	8	24.7	3	34.2
20:00:00	5	28.5	2	32.5
21:00:00	3	27.5	1	32.5
22:00:00	3	35.8	2	40.0
23:00:00	0	N/A	N/A	N/A
00:00:00	0	N/A	N/A	N/A
01:00:00	0	N/A	N/A	N/A
02:00:00	0	N/A	N/A	N/A
03:00:00	2	37.5	2	37.5
04:00:00	1	32.5	1	32.5
05:00:00	1	37.5	1	37.5
06:00:00	9	25.8	7	35.4
07:00:00	33	22.7	13	35.6
08:00:00	27	22.0	15	34.2
09:00:00	21	22.5	8	33.8
10:00:00	22	23.4	7	34.6
11:00:00	25	21.5	12	35.4
12:00:00	24	23.6	14	33.6
13:00:00	18	22.6	7	33.9
14:00:00	25	20.4	9	33.6
15:00:00	36	20.6	16	34.1
16:00:00	24	22.5	11	33.9
17:00:00	41	18.7	19	34.3
18:00:00	18	27.1	7	34.6
19:00:00	8	30.0	3	35.8
20:00:00	2	32.5	1	37.5
21:00:00	4	28.8	1	32.5
22:00:00	4	31.3	2	37.5
23:00:00	0	N/A	N/A	N/A
00:00:00	0	N/A	N/A	N/A
01:00:00	0	N/A	N/A	N/A
02:00:00	0	N/A	N/A	N/A
03:00:00	1	42.5	1	42.5

Summary of Violators

Middlesex from Pebworth

from Mon-Feb-16-2026-01-00-PM to Sat-Feb-28-2026-02-59-PM

04:00:00	0	N/A	N/A	N/A
05:00:00	4	31.3	2	37.5
06:00:00	8	34.4	5	38.5
07:00:00	27	19.3	14	33.2
08:00:00	41	15.9	16	33.1
09:00:00	17	26.6	9	34.2
10:00:00	31	25.4	15	35.2
11:00:00	31	20.0	11	35.2
12:00:00	37	25.2	15	35.5
13:00:00	27	25.0	12	35.8
14:00:00	28	20.3	14	33.9
15:00:00	34	20.2	14	34.6
16:00:00	42	20.1	21	35.8
17:00:00	39	20.5	14	34.6
18:00:00	20	21.9	7	35.4
19:00:00	14	22.3	3	34.2
20:00:00	8	16.6	2	32.5
21:00:00	6	23.8	3	32.5
22:00:00	2	27.5	0	0.0
23:00:00	3	20.0	1	32.5
00:00:00	5	22.5	1	32.5
01:00:00	1	27.5	0	0.0
02:00:00	0	N/A	N/A	N/A
03:00:00	0	N/A	N/A	N/A
04:00:00	1	32.5	1	32.5
05:00:00	3	32.5	2	37.5
06:00:00	11	30.9	8	36.9
07:00:00	27	20.2	17	35.1
08:00:00	35	21.1	13	34.0
09:00:00	29	23.1	12	33.3
10:00:00	24	24.3	10	35.5
11:00:00	31	22.8	16	34.4
12:00:00	22	24.8	9	33.6
13:00:00	28	21.6	16	35.0
14:00:00	20	25.9	10	35.0
15:00:00	32	15.9	14	33.6
16:00:00	37	20.0	16	34.1
17:00:00	31	17.6	6	33.3
18:00:00	20	24.6	7	33.2
19:00:00	9	20.8	1	42.5
20:00:00	11	26.4	5	32.5
21:00:00	12	24.6	5	34.5
22:00:00	7	28.2	1	37.5
23:00:00	4	33.8	3	35.8

Incoming Histogram

Middlesex from Pebworth

from Mon-Feb-16-2026-01-00-PM to Sat-Feb-28-2026-02-59-PM

Date	Starting Hr:min	<15	15 to <20	20 to <25	25 to <30	30 to <35	35 to <40	40 to <45	45 to <50	50 to <55	55 to <60	60 to <65	65 to <70	70 to <75	75 to <80	80 to <85	85 to <90	90 to <95	95 to <100	100 to >105	Total Counts	Avg Speed (MPH)	85pet Speed	10MPH Pace	% in pace	# of Speeders	% Speeders	
16/02/2026	00:00	*	*	*	*	*	*	*	*	*	*	*	*	*	*	*	*	*	*	*	*	*	*	*	*	*	*	
16/02/2026	01:00	*	*	*	*	*	*	*	*	*	*	*	*	*	*	*	*	*	*	*	*	*	*	*	*	*	*	
16/02/2026	02:00	*	*	*	*	*	*	*	*	*	*	*	*	*	*	*	*	*	*	*	*	*	*	*	*	*	*	
16/02/2026	03:00	*	*	*	*	*	*	*	*	*	*	*	*	*	*	*	*	*	*	*	*	*	*	*	*	*	*	
16/02/2026	04:00	*	*	*	*	*	*	*	*	*	*	*	*	*	*	*	*	*	*	*	*	*	*	*	*	*	*	
16/02/2026	05:00	*	*	*	*	*	*	*	*	*	*	*	*	*	*	*	*	*	*	*	*	*	*	*	*	*	*	
16/02/2026	06:00	*	*	*	*	*	*	*	*	*	*	*	*	*	*	*	*	*	*	*	*	*	*	*	*	*	*	
16/02/2026	07:00	*	*	*	*	*	*	*	*	*	*	*	*	*	*	*	*	*	*	*	*	*	*	*	*	*	*	
16/02/2026	08:00	*	*	*	*	*	*	*	*	*	*	*	*	*	*	*	*	*	*	*	*	*	*	*	*	*	*	
16/02/2026	09:00	*	*	*	*	*	*	*	*	*	*	*	*	*	*	*	*	*	*	*	*	*	*	*	*	*	*	
16/02/2026	10:00	*	*	*	*	*	*	*	*	*	*	*	*	*	*	*	*	*	*	*	*	*	*	*	*	*	*	
16/02/2026	11:00	*	*	*	*	*	*	*	*	*	*	*	*	*	*	*	*	*	*	*	*	*	*	*	*	*	*	
16/02/2026	12:00	*	*	*	*	*	*	*	*	*	*	*	*	*	*	*	*	*	*	*	*	*	*	*	*	*	*	
16/02/2026	13:00	0	0	2	2	3	2	0	0	0	0	0	0	0	0	0	0	0	0	0	0	9	30.1	37.5	25 to 35	55.6	5	55.6
16/02/2026	14:00	1	0	2	7	9	5	0	0	0	0	0	0	0	0	0	0	0	0	0	0	24	29.9	36	25 to 35	66.7	14	58.3
16/02/2026	15:00	1	3	0	8	15	3	2	0	0	0	0	0	0	0	0	0	0	0	0	0	32	29.9	35	25 to 35	71.9	20	62.5
16/02/2026	16:00	1	0	2	21	17	7	1	0	0	0	0	0	0	0	0	0	0	0	0	0	49	30.2	35.7	25 to 35	77.6	25	51.0
16/02/2026	17:00	1	1	6	11	9	6	0	0	0	0	0	0	0	0	0	0	0	0	0	0	34	28.7	35.8	25 to 35	58.8	15	44.1
16/02/2026	18:00	0	2	3	10	4	1	0	0	0	0	0	0	0	0	0	0	0	0	0	0	20	26.9	32.5	25 to 35	70.0	5	25.0
16/02/2026	19:00	0	0	0	12	3	2	0	0	0	0	0	0	0	0	0	0	0	0	0	0	17	29.2	33.3	25 to 35	88.2	5	29.4
16/02/2026	20:00	1	0	3	2	2	1	1	0	0	0	0	0	0	0	0	0	0	0	0	0	10	27.5	35	20 to 30	50.0	4	40.0
16/02/2026	21:00	0	1	2	6	3	1	0	0	0	0	0	0	0	0	0	0	0	0	0	0	13	27.6	33.3	25 to 35	69.2	4	30.8
16/02/2026	22:00	0	0	0	2	2	1	1	0	0	0	0	0	0	0	0	0	0	0	0	0	6	32.8	40	25 to 35	66.7	4	66.7
16/02/2026	23:00	0	0	0	1	1	0	1	0	0	0	0	0	0	0	0	0	0	0	0	0	3	33.7	45	25 to 35	66.7	2	66.7
24 Hr Summary		5	7	20	82	68	29	6	0	0	0	0	0	0	0	0	0	0	0	0	217	29.3	35.3	25 to 35	69.1	103	47.5	

Incoming Histogram

Middlesex from Pebworth

from Mon-Feb-16-2026-01-00-PM to Sat-Feb-28-2026-02-59-PM

Date	Starting Hr:min	<15	15 to <20	20 to <25	25 to <30	30 to <35	35 to <40	40 to <45	45 to <50	50 to <55	55 to <60	60 to <65	65 to <70	70 to <75	75 to <80	80 to <85	85 to <90	90 to <95	95 to <100	100 to >105	Total Counts	Avg Speed (MPH)	85pet Speed	10MPH Pace	% in pace	# of Speeders	% Speeders	
17/02/2026	00:00	0	0	0	0	0	0	0	0	0	0	0	0	0	0	0	0	0	0	0	0	0	0	*	*	*	*	
17/02/2026	01:00	0	0	0	1	0	0	0	0	0	0	0	0	0	0	0	0	0	0	0	0	1	27	30	20 to 30	100.0	*	*
17/02/2026	02:00	0	0	0	0	0	0	0	0	0	0	0	0	0	0	0	0	0	0	0	0	0	0	0	*	*	*	*
17/02/2026	03:00	0	0	0	0	0	0	0	0	0	0	0	0	0	0	0	0	0	0	0	0	0	0	0	*	*	*	*
17/02/2026	04:00	0	0	0	0	0	0	0	0	0	0	0	0	0	0	0	0	0	0	0	0	0	0	0	*	*	*	*
17/02/2026	05:00	0	0	0	1	3	0	1	0	0	0	0	0	0	0	0	0	0	0	0	0	5	33	35	25 to 35	80.0	4	80.0
17/02/2026	06:00	1	0	1	2	5	3	3	0	0	0	0	0	0	0	0	0	0	0	0	0	15	32	41.7	30 to 40	53.3	11	73.3
17/02/2026	07:00	2	0	5	10	9	5	2	0	0	0	0	0	0	0	0	0	0	0	0	0	33	29	37	25 to 35	57.6	16	48.5
17/02/2026	08:00	1	3	4	10	13	1	1	0	0	0	0	0	0	0	0	0	0	0	0	0	33	27.9	33.8	25 to 35	69.7	15	45.5
17/02/2026	09:00	1	0	7	12	12	2	1	0	0	0	0	0	0	0	0	0	0	0	0	0	35	28.5	34.2	25 to 35	68.6	15	42.9
17/02/2026	10:00	2	0	4	21	7	4	0	0	0	0	0	0	0	0	0	0	0	0	0	0	38	27.9	33.6	25 to 35	73.7	11	28.9
17/02/2026	11:00	3	0	5	12	9	5	2	0	0	0	0	0	0	0	0	0	0	0	0	0	36	28.6	37	25 to 35	58.3	16	44.4
17/02/2026	12:00	1	0	5	19	12	3	0	0	0	0	0	0	0	0	0	0	0	0	0	0	40	28.5	33.8	25 to 35	77.5	15	37.5
17/02/2026	13:00	0	0	2	11	14	3	1	0	0	0	0	0	0	0	0	0	0	0	0	0	31	30.6	34.6	25 to 35	80.6	18	58.1
17/02/2026	14:00	0	1	1	6	6	4	0	0	0	0	0	0	0	0	0	0	0	0	0	0	18	30.2	36.2	25 to 35	66.7	10	55.6
17/02/2026	15:00	1	1	1	8	8	7	0	0	0	0	0	0	0	0	0	0	0	0	0	0	26	30.3	37.1	25 to 35	61.5	15	57.7
17/02/2026	16:00	1	1	2	17	16	6	1	0	0	0	0	0	0	0	0	0	0	0	0	0	44	30	35	25 to 35	75.0	23	52.3
17/02/2026	17:00	0	3	9	15	10	8	1	0	0	0	0	0	0	0	0	0	0	0	0	0	46	28.7	36.2	25 to 35	54.3	19	41.3
17/02/2026	18:00	1	0	4	5	6	1	0	0	0	0	0	0	0	0	0	0	0	0	0	0	17	27.1	33.3	25 to 35	64.7	7	41.2
17/02/2026	19:00	1	0	2	4	5	2	1	0	0	0	0	0	0	0	0	0	0	0	0	0	15	29.5	37.5	25 to 35	60.0	8	53.3
17/02/2026	20:00	0	0	0	2	3	0	0	0	0	0	0	0	0	0	0	0	0	0	0	0	5	30.4	33.3	25 to 35	100.0	3	60.0
17/02/2026	21:00	0	0	1	1	2	0	2	0	0	0	0	0	0	0	0	0	0	0	0	0	6	33	42.5	25 to 35	50.0	4	66.7
17/02/2026	22:00	0	0	0	1	1	1	1	0	1	0	0	0	0	0	0	0	0	0	0	0	5	38	45	25 to 35	40.0	4	80.0
17/02/2026	23:00	0	0	0	2	0	0	0	0	0	0	0	0	0	0	0	0	0	0	0	0	2	27.5	30	20 to 30	100.0	*	*
24 Hr Summary		15	9	53	160	141	55	17	0	1	0	0	0	0	0	0	0	0	0	0	0	451	29.3	35.5	25 to 35	66.7	214	47.5

Incoming Histogram

Middlesex from Pebworth

from Mon-Feb-16-2026-01-00-PM to Sat-Feb-28-2026-02-59-PM

Date	Starting Hr:min	<15	15 to <20	20 to <25	25 to <30	30 to <35	35 to <40	40 to <45	45 to <50	50 to <55	55 to <60	60 to <65	65 to <70	70 to <75	75 to <80	80 to <85	85 to <90	90 to <95	95 to <100	100 to >105	Total Counts	Avg Speed (MPH)	85pet Speed	10MPH Pace	% in pace	# of Speeders	% Speeders	
18/02/2026	00:00	0	0	0	0	1	0	0	0	0	0	0	0	0	0	0	0	0	0	0	0	1	32	35	25 to 35	100.0	1	100.0
18/02/2026	01:00	0	0	0	0	0	0	0	0	0	0	0	0	0	0	0	0	0	0	0	0	0	0	0	*	*	*	*
18/02/2026	02:00	0	0	0	0	0	0	0	1	0	0	0	0	0	0	0	0	0	0	0	0	1	47	50	40 to 50	100.0	1	100.0
18/02/2026	03:00	0	0	0	0	0	0	0	0	0	0	0	0	0	0	0	0	0	0	0	0	0	0	0	*	*	*	*
18/02/2026	04:00	0	0	0	0	0	0	0	0	0	0	0	0	0	0	0	0	0	0	0	0	0	0	0	*	*	*	*
18/02/2026	05:00	0	0	1	2	3	0	1	0	0	0	0	0	0	0	0	0	0	0	0	0	7	30.7	35	25 to 35	71.4	4	57.1
18/02/2026	06:00	0	1	1	3	4	3	1	0	0	0	0	0	0	0	0	0	0	0	0	0	13	30.9	38.3	25 to 35	53.8	8	61.5
18/02/2026	07:00	0	0	2	6	12	6	2	0	0	0	0	0	0	0	0	0	0	0	0	0	28	32.2	38.3	25 to 35	64.3	20	71.4
18/02/2026	08:00	1	2	6	16	8	2	1	1	0	0	0	0	0	0	0	0	0	0	0	0	37	27.9	33.8	25 to 35	64.9	12	32.4
18/02/2026	09:00	2	3	9	16	7	4	0	0	0	0	0	0	0	0	0	0	0	0	0	0	41	26.5	33.6	20 to 30	61.0	11	26.8
18/02/2026	10:00	0	0	5	22	12	5	3	0	0	0	0	0	0	0	0	0	0	0	0	0	47	30	36	25 to 35	72.3	20	42.6
18/02/2026	11:00	0	3	5	14	8	5	1	0	0	0	0	0	0	0	0	0	0	0	0	0	36	28.6	36	25 to 35	61.1	14	38.9
18/02/2026	12:00	0	0	7	13	8	1	2	0	0	0	0	0	0	0	0	0	0	0	0	0	31	28.7	33.8	25 to 35	67.7	11	35.5
18/02/2026	13:00	0	0	2	20	6	0	1	0	0	0	0	0	0	0	0	0	0	0	0	0	29	28.5	32.5	25 to 35	89.7	7	24.1
18/02/2026	14:00	0	0	5	12	8	2	1	0	0	0	0	0	0	0	0	0	0	0	0	0	28	29	34.4	25 to 35	71.4	11	39.3
18/02/2026	15:00	0	0	2	13	15	4	0	0	0	0	0	0	0	0	0	0	0	0	0	0	34	30.4	34.7	25 to 35	82.4	19	55.9
18/02/2026	16:00	0	0	0	13	10	2	2	0	0	0	0	0	0	0	0	0	0	0	0	0	27	30.9	35	25 to 35	85.2	14	51.9
18/02/2026	17:00	2	4	4	7	12	7	2	0	0	0	0	0	0	0	0	0	0	0	0	0	38	28.8	37.1	25 to 35	50.0	21	55.3
18/02/2026	18:00	0	1	3	7	10	1	2	0	0	0	0	0	0	0	0	0	0	0	0	0	24	29.9	34.5	25 to 35	70.8	13	54.2
18/02/2026	19:00	0	0	3	2	0	2	1	0	0	0	0	0	0	0	0	0	0	0	0	0	8	29.5	40	20 to 30	62.5	3	37.5
18/02/2026	20:00	0	0	1	3	2	2	2	0	0	0	0	0	0	0	0	0	0	0	0	0	10	32.5	40	25 to 35	50.0	6	60.0
18/02/2026	21:00	0	1	3	0	1	0	1	0	0	0	0	0	0	0	0	0	0	0	0	0	6	26.3	35	15 to 25	66.7	2	33.3
18/02/2026	22:00	0	0	0	0	1	2	0	0	0	0	0	0	0	0	0	0	0	0	0	0	3	35.3	40	30 to 40	100.0	3	100.0
18/02/2026	23:00	0	0	0	0	0	0	0	0	0	0	0	0	0	0	0	0	0	0	0	0	0	0	0	*	*	*	*
24 Hr Summary		5	15	59	169	128	48	23	2	0	0	0	0	0	0	0	0	0	0	0	0	449	29.4	35.6	25 to 35	66.1	201	44.8

Incoming Histogram

Middlesex from Pebworth

from Mon-Feb-16-2026-01-00-PM to Sat-Feb-28-2026-02-59-PM

Date	Starting Hr:min	<15	15 to <20	20 to <25	25 to <30	30 to <35	35 to <40	40 to <45	45 to <50	50 to <55	55 to <60	60 to <65	65 to <70	70 to <75	75 to <80	80 to <85	85 to <90	90 to <95	95 to <100	100 to >105	Total Counts	Avg Speed (MPH)	85pet Speed	10MPH Pace	% in pace	# of Speeders	% Speeders	
19/02/2026	00:00	0	0	0	0	0	1	0	0	0	0	0	0	0	0	0	0	0	0	0	0	1	37	40	30 to 40	100.0	1	100.0
19/02/2026	01:00	0	0	0	1	0	0	0	0	0	0	0	0	0	0	0	0	0	0	0	0	1	27	30	20 to 30	100.0	*	*
19/02/2026	02:00	0	0	0	0	0	0	0	0	0	0	0	0	0	0	0	0	0	0	0	0	0	0	0	*	*	*	*
19/02/2026	03:00	0	0	0	0	0	0	0	0	0	0	0	0	0	0	0	0	0	0	0	0	0	0	0	*	*	*	*
19/02/2026	04:00	0	0	0	0	0	0	0	0	0	0	0	0	0	0	0	0	0	0	0	0	0	0	0	*	*	*	*
19/02/2026	05:00	0	0	0	0	1	3	0	0	0	0	0	0	0	0	0	0	0	0	0	0	4	35.8	38.3	30 to 40	100.0	4	100.0
19/02/2026	06:00	0	0	0	2	1	2	2	0	0	0	0	0	0	0	0	0	0	0	0	0	7	35	42.5	35 to 45	57.1	5	71.4
19/02/2026	07:00	3	3	0	7	10	4	1	0	0	0	0	0	0	0	0	0	0	0	0	0	28	28.1	36.2	25 to 35	60.7	15	53.6
19/02/2026	08:00	0	1	5	19	3	6	0	1	0	0	0	0	0	0	0	0	0	0	0	0	35	28.9	36.7	20 to 30	68.6	10	28.6
19/02/2026	09:00	0	1	7	13	10	3	0	0	0	0	0	0	0	0	0	0	0	0	0	0	34	28.3	34	25 to 35	67.6	13	38.2
19/02/2026	10:00	0	0	0	13	11	4	0	0	0	0	0	0	0	0	0	0	0	0	0	0	28	30.6	35	25 to 35	85.7	15	53.6
19/02/2026	11:00	0	1	4	25	20	4	0	1	0	0	0	0	0	0	0	0	0	0	0	0	55	29.7	34.2	25 to 35	81.8	25	45.5
19/02/2026	12:00	1	0	8	16	13	6	1	0	0	0	0	0	0	0	0	0	0	0	0	0	45	29.1	35	25 to 35	64.4	20	44.4
19/02/2026	13:00	1	3	5	9	9	1	0	0	0	0	0	0	0	0	0	0	0	0	0	0	28	26.8	33.3	25 to 35	64.3	10	35.7
19/02/2026	14:00	1	1	4	10	10	2	1	0	0	0	0	0	0	0	0	0	0	0	0	0	29	28.4	34.5	25 to 35	69.0	13	44.8
19/02/2026	15:00	0	0	2	4	6	6	3	0	0	0	0	0	0	0	0	0	0	0	0	0	21	33.1	40	30 to 40	57.1	15	71.4
19/02/2026	16:00	0	1	1	9	11	8	0	0	0	0	0	0	0	0	0	0	0	0	0	0	30	31.2	37.5	25 to 35	66.7	19	63.3
19/02/2026	17:00	1	2	6	17	12	3	2	0	0	0	0	0	0	0	0	0	0	0	0	0	43	28.5	34.6	25 to 35	67.4	17	39.5
19/02/2026	18:00	0	0	5	8	4	1	0	0	0	0	0	0	0	0	0	0	0	0	0	0	18	27.4	32.5	20 to 30	72.2	5	27.8
19/02/2026	19:00	0	0	1	2	4	3	1	0	0	0	0	0	0	0	0	0	0	0	0	0	11	32.5	38.3	30 to 40	63.6	8	72.7
19/02/2026	20:00	0	0	1	4	4	0	0	1	0	0	0	0	0	0	0	0	0	0	0	0	10	30.5	33.8	25 to 35	80.0	5	50.0
19/02/2026	21:00	0	1	0	0	0	0	0	0	0	0	0	0	0	0	0	0	0	0	0	0	1	17	20	10 to 20	100.0	*	*
19/02/2026	22:00	0	0	0	1	0	2	0	0	0	0	0	0	0	0	0	0	0	0	0	0	3	33.7	40	30 to 40	66.7	2	66.7
19/02/2026	23:00	1	1	0	0	0	0	0	0	0	0	0	0	0	0	0	0	0	0	0	0	2	14.5	20	10 to 20	100.0	*	*
24 Hr Summary		8	15	49	160	129	59	11	3	0	0	0	0	0	0	0	0	0	0	0	434	29.4	35.7	25 to 35	66.6	202	46.5	

Incoming Histogram

Middlesex from Pebworth

from Mon-Feb-16-2026-01-00-PM to Sat-Feb-28-2026-02-59-PM

Date	Starting Hr:min	<15	15 to <20	20 to <25	25 to <30	30 to <35	35 to <40	40 to <45	45 to <50	50 to <55	55 to <60	60 to <65	65 to <70	70 to <75	75 to <80	80 to <85	85 to <90	90 to <95	95 to <100	100 to >105	Total Counts	Avg Speed (MPH)	85pet Speed	10MPH Pace	% in pace	# of Speeders	% Speeders	
20/02/2026	00:00	0	0	0	0	0	0	0	0	0	0	0	0	0	0	0	0	0	0	0	0	0	0	*	*	*	*	
20/02/2026	01:00	0	0	1	1	0	0	0	0	0	0	0	0	0	0	0	0	0	0	0	0	2	24.5	30	20 to 30	100.0	*	*
20/02/2026	02:00	0	0	0	0	0	1	0	0	0	0	0	0	0	0	0	0	0	0	0	0	1	37	40	30 to 40	100.0	1	100.0
20/02/2026	03:00	0	0	0	0	0	0	0	0	0	0	0	0	0	0	0	0	0	0	0	0	0	0	0	*	*	*	*
20/02/2026	04:00	0	0	0	0	0	1	0	0	0	0	0	0	0	0	0	0	0	0	0	0	1	37	40	30 to 40	100.0	1	100.0
20/02/2026	05:00	0	0	0	0	1	2	0	0	0	0	0	0	0	0	0	0	0	0	0	0	3	35.3	40	30 to 40	100.0	3	100.0
20/02/2026	06:00	0	0	0	0	5	1	1	1	0	0	0	0	0	0	0	0	0	0	0	0	8	36	45	30 to 40	75.0	8	100.0
20/02/2026	07:00	2	0	2	8	4	5	2	0	0	0	0	0	0	0	0	0	0	0	0	0	23	29.2	39	25 to 35	52.2	11	47.8
20/02/2026	08:00	0	1	3	9	8	4	0	0	0	0	0	0	0	0	0	0	0	0	0	0	25	29.4	35	25 to 35	68.0	12	48.0
20/02/2026	09:00	1	0	6	6	11	5	0	0	0	0	0	0	0	0	0	0	0	0	0	0	29	29.1	36	25 to 35	58.6	16	55.2
20/02/2026	10:00	1	2	4	9	12	1	0	0	0	0	0	0	0	0	0	0	0	0	0	0	29	27.6	33.8	25 to 35	72.4	13	44.8
20/02/2026	11:00	1	5	6	15	5	5	0	0	0	0	0	0	0	0	0	0	0	0	0	0	37	26.5	34	20 to 30	56.8	10	27.0
20/02/2026	12:00	0	0	7	17	11	5	0	0	0	0	0	0	0	0	0	0	0	0	0	0	40	29.1	34.5	25 to 35	70.0	16	40.0
20/02/2026	13:00	0	0	0	17	10	2	0	0	0	0	0	0	0	0	0	0	0	0	0	0	29	29.6	34	25 to 35	93.1	12	41.4
20/02/2026	14:00	0	1	1	5	11	3	0	0	0	0	0	0	0	0	0	0	0	0	0	0	21	30.6	35	25 to 35	76.2	14	66.7
20/02/2026	15:00	2	0	0	16	15	5	2	0	0	0	0	0	0	0	0	0	0	0	0	0	40	30.1	36	25 to 35	77.5	22	55.0
20/02/2026	16:00	0	1	1	15	11	5	2	0	0	0	0	0	0	0	0	0	0	0	0	0	35	30.7	37	25 to 35	74.3	18	51.4
20/02/2026	17:00	0	0	6	9	7	6	0	0	0	0	0	0	0	0	0	0	0	0	0	0	28	29.5	36.7	25 to 35	57.1	13	46.4
20/02/2026	18:00	0	0	5	5	6	3	0	0	0	0	0	0	0	0	0	0	0	0	0	0	19	28.9	35	25 to 35	57.9	9	47.4
20/02/2026	19:00	0	0	0	5	5	1	3	0	0	0	0	0	0	0	0	0	0	0	0	0	14	33	41.7	25 to 35	71.4	9	64.3
20/02/2026	20:00	0	0	1	9	4	3	0	0	0	0	0	0	0	0	0	0	0	0	0	0	17	29.8	35	25 to 35	76.5	7	41.2
20/02/2026	21:00	0	0	0	4	3	1	0	0	0	0	0	0	0	0	0	0	0	0	0	0	8	30.4	35	25 to 35	87.5	4	50.0
20/02/2026	22:00	0	0	0	0	2	1	0	1	0	0	0	0	0	0	0	0	0	0	0	0	4	37	40	30 to 40	75.0	4	100.0
20/02/2026	23:00	0	0	0	1	0	1	0	0	0	0	0	0	0	0	0	0	0	0	0	0	2	32	40	20 to 30	50.0	1	50.0
24 Hr Summary		7	10	43	151	131	61	10	2	0	0	0	0	0	0	0	0	0	0	0	0	415	29.6	35.9	25 to 35	68.0	204	49.2

Incoming Histogram

Middlesex from Pebworth

from Mon-Feb-16-2026-01-00-PM to Sat-Feb-28-2026-02-59-PM

Date	Starting Hr:min	<15	15 to <20	20 to <25	25 to <30	30 to <35	35 to <40	40 to <45	45 to <50	50 to <55	55 to <60	60 to <65	65 to <70	70 to <75	75 to <80	80 to <85	85 to <90	90 to <95	95 to <100	100 to >105	Total Counts	Avg Speed (MPH)	85pet Speed	10MPH Pace	% in pace	# of Speeders	% Speeders	
21/02/2026	00:00	0	0	0	0	0	0	0	0	0	0	0	0	0	0	0	0	0	0	0	0	0	0	*	*	*	*	
21/02/2026	01:00	0	0	0	0	0	0	0	0	0	0	0	0	0	0	0	0	0	0	0	0	0	0	*	*	*	*	
21/02/2026	02:00	0	0	0	0	0	0	0	0	0	0	0	0	0	0	0	0	0	0	0	0	0	0	*	*	*	*	
21/02/2026	03:00	0	0	0	0	0	0	0	0	0	0	0	0	0	0	0	0	0	0	0	0	0	0	*	*	*	*	
21/02/2026	04:00	0	0	0	0	0	0	0	0	0	0	0	0	0	0	0	0	0	0	0	0	0	0	*	*	*	*	
21/02/2026	05:00	0	0	0	0	0	1	1	0	0	0	0	0	0	0	0	0	0	0	0	0	2	39.5	45	35 to 45	100.0	2	100.0
21/02/2026	06:00	0	0	2	0	1	0	0	0	0	0	0	0	0	0	0	0	0	0	0	0	3	25.3	35	15 to 25	66.7	1	33.3
21/02/2026	07:00	4	5	1	2	1	1	0	0	0	0	0	0	0	0	0	0	0	0	0	0	14	19.3	30	10 to 20	50.0	2	14.3
21/02/2026	08:00	6	2	1	0	0	0	0	0	0	0	0	0	0	0	0	0	0	0	0	0	9	12.6	20	5 to 15	66.7	*	*
21/02/2026	09:00	7	1	1	0	0	0	0	0	0	0	0	0	0	0	0	0	0	0	0	0	9	11	20	5 to 15	77.8	*	*
21/02/2026	10:00	14	0	1	0	0	0	0	0	0	0	0	0	0	0	0	0	0	0	0	0	15	9.6	13.8	5 to 15	93.3	*	*
21/02/2026	11:00	4	0	0	0	0	0	0	0	0	0	0	0	0	0	0	0	0	0	0	0	4	8.5	10	5 to 15	100.0	*	*
21/02/2026	12:00	3	1	2	5	1	0	0	0	0	0	0	0	0	0	0	0	0	0	0	0	12	21.3	29	20 to 30	58.3	1	8.3
21/02/2026	13:00	0	0	3	4	3	1	0	0	0	0	0	0	0	0	0	0	0	0	0	0	11	27.9	33.3	20 to 30	63.6	4	36.4
21/02/2026	14:00	1	0	1	4	3	1	0	0	0	0	0	0	0	0	0	0	0	0	0	0	10	27.5	33.3	25 to 35	70.0	4	40.0
21/02/2026	15:00	0	3	5	2	1	0	0	0	0	0	0	0	0	0	0	0	0	0	0	0	11	22.5	27.5	15 to 25	72.7	1	9.1
21/02/2026	16:00	0	2	2	7	4	0	0	0	0	0	0	0	0	0	0	0	0	0	0	0	15	26.5	32.5	25 to 35	73.3	4	26.7
21/02/2026	17:00	0	0	7	8	3	1	0	0	0	0	0	0	0	0	0	0	0	0	0	0	19	26.6	31.7	20 to 30	78.9	4	21.1
21/02/2026	18:00	0	2	2	2	2	0	0	0	0	0	0	0	0	0	0	0	0	0	0	0	8	24.5	32.5	15 to 25	50.0	2	25.0
21/02/2026	19:00	0	0	3	2	2	0	0	0	0	0	0	0	0	0	0	0	0	0	0	0	7	26.3	32.5	20 to 30	71.4	2	28.6
21/02/2026	20:00	0	0	1	1	0	1	0	0	0	0	0	0	0	0	0	0	0	0	0	0	3	28.7	40	20 to 30	66.7	1	33.3
21/02/2026	21:00	0	0	2	1	0	0	0	0	0	0	0	0	0	0	0	0	0	0	0	0	3	23.7	30	20 to 30	100.0	*	*
21/02/2026	22:00	0	0	0	0	0	1	1	0	0	0	0	0	0	0	0	0	0	0	0	0	2	39.5	45	35 to 45	100.0	2	100.0
21/02/2026	23:00	0	0	1	2	0	0	0	0	0	0	0	0	0	0	0	0	0	0	0	0	3	25.3	30	20 to 30	100.0	*	*
24 Hr Summary		39	16	35	40	21	7	2	0	0	0	0	0	0	0	0	0	0	0	0	160	21.9	31.4	20 to 30	46.9	30	18.8	

Incoming Histogram

Middlesex from Pebworth

from Mon-Feb-16-2026-01-00-PM to Sat-Feb-28-2026-02-59-PM

Date	Starting Hr:min	<15	15 to <20	20 to <25	25 to <30	30 to <35	35 to <40	40 to <45	45 to <50	50 to <55	55 to <60	60 to <65	65 to <70	70 to <75	75 to <80	80 to <85	85 to <90	90 to <95	95 to <100	100 to >105	Total Counts	Avg Speed (MPH)	85pet Speed	10MPH Pace	% in pace	# of Speeders	% Speeders	
22/02/2026	00:00	0	0	0	1	0	0	0	0	0	0	0	0	0	0	0	0	0	0	0	0	1	27	30	20 to 30	100.0	*	*
22/02/2026	01:00	0	0	0	0	0	0	0	0	0	0	0	0	0	0	0	0	0	0	0	0	0	0	0	*	*	*	*
22/02/2026	02:00	0	0	0	0	0	0	0	0	0	0	0	0	0	0	0	0	0	0	0	0	0	0	0	*	*	*	*
22/02/2026	03:00	0	0	0	0	1	0	0	0	0	0	0	0	0	0	0	0	0	0	0	0	1	32	35	25 to 35	100.0	1	100.0
22/02/2026	04:00	0	0	0	0	0	0	0	0	0	0	0	0	0	0	0	0	0	0	0	0	0	0	0	*	*	*	*
22/02/2026	05:00	0	0	0	0	1	1	0	0	0	0	0	0	0	0	0	0	0	0	0	0	2	34.5	40	30 to 40	100.0	2	100.0
22/02/2026	06:00	0	0	1	0	0	1	0	0	0	0	0	0	0	0	0	0	0	0	0	0	2	29.5	40	15 to 25	50.0	1	50.0
22/02/2026	07:00	0	0	0	1	3	0	0	0	0	0	0	0	0	0	0	0	0	0	0	0	4	30.8	33.3	25 to 35	100.0	3	75.0
22/02/2026	08:00	1	0	0	5	3	2	0	0	0	0	0	0	0	0	0	0	0	0	0	0	11	28.8	35	25 to 35	72.7	5	45.5
22/02/2026	09:00	2	0	3	9	4	1	0	0	0	0	0	0	0	0	0	0	0	0	0	0	19	26.2	32.5	25 to 35	68.4	5	26.3
22/02/2026	10:00	2	0	6	7	3	2	0	0	0	0	0	0	0	0	0	0	0	0	0	0	20	25.9	33.3	20 to 30	65.0	5	25.0
22/02/2026	11:00	0	5	5	9	5	0	0	0	0	0	0	0	0	0	0	0	0	0	0	0	24	25.1	31	20 to 30	58.3	5	20.8
22/02/2026	12:00	1	0	7	12	7	1	0	0	0	0	0	0	0	0	0	0	0	0	0	0	28	27	32.9	20 to 30	67.9	8	28.6
22/02/2026	13:00	0	1	4	18	11	1	1	0	0	0	0	0	0	0	0	0	0	0	0	0	36	28.7	33.6	25 to 35	80.6	13	36.1
22/02/2026	14:00	1	1	3	7	2	0	0	0	0	0	0	0	0	0	0	0	0	0	0	0	14	24.6	30	20 to 30	71.4	2	14.3
22/02/2026	15:00	2	0	3	5	4	2	1	0	0	0	0	0	0	0	0	0	0	0	0	0	17	27.5	35	25 to 35	52.9	7	41.2
22/02/2026	16:00	1	1	3	10	2	1	0	0	0	0	0	0	0	0	0	0	0	0	0	0	18	25.9	30	20 to 30	72.2	3	16.7
22/02/2026	17:00	0	0	5	5	9	2	0	0	0	0	0	0	0	0	0	0	0	0	0	0	21	29.1	34.4	25 to 35	66.7	11	52.4
22/02/2026	18:00	0	1	2	7	3	1	0	0	0	0	0	0	0	0	0	0	0	0	0	0	14	27.5	33.3	25 to 35	71.4	4	28.6
22/02/2026	19:00	0	1	0	3	1	0	0	0	0	0	0	0	0	0	0	0	0	0	0	0	5	26	30	25 to 35	80.0	1	20.0
22/02/2026	20:00	0	0	2	2	2	0	0	0	0	0	0	0	0	0	0	0	0	0	0	0	6	27	32.5	20 to 30	66.7	2	33.3
22/02/2026	21:00	0	0	1	1	0	0	0	0	0	0	0	0	0	0	0	0	0	0	0	0	2	24.5	30	20 to 30	100.0	*	*
22/02/2026	22:00	0	0	0	0	0	1	0	0	0	0	0	0	0	0	0	0	0	0	0	0	1	37	40	30 to 40	100.0	1	100.0
22/02/2026	23:00	0	0	0	0	1	0	0	0	0	0	0	0	0	0	0	0	0	0	0	0	1	32	35	25 to 35	100.0	1	100.0
24 Hr Summary		10	10	45	102	62	16	2	0	0	0	0	0	0	0	0	0	0	0	0	0	247	27.2	33.5	25 to 35	66.4	80	32.4

Incoming Histogram

Middlesex from Pebworth

from Mon-Feb-16-2026-01-00-PM to Sat-Feb-28-2026-02-59-PM

Date	Starting Hr:min	<15	15 to <20	20 to <25	25 to <30	30 to <35	35 to <40	40 to <45	45 to <50	50 to <55	55 to <60	60 to <65	65 to <70	70 to <75	75 to <80	80 to <85	85 to <90	90 to <95	95 to <100	100 to >105	Total Counts	Avg Speed (MPH)	85pet Speed	10MPH Pace	% in pace	# of Speeders	% Speeders
23/02/2026	00:00	0	0	0	0	0	0	0	0	0	0	0	0	0	0	0	0	0	0	0	0	0	0	*	*	*	*
23/02/2026	01:00	0	0	0	0	0	0	0	0	0	0	0	0	0	0	0	0	0	0	0	0	0	0	*	*	*	*
23/02/2026	02:00	0	0	0	1	0	0	0	0	0	0	0	0	0	0	0	0	0	0	0	1	27	30	20 to 30	100.0	*	*
23/02/2026	03:00	0	0	0	0	0	1	0	0	0	0	0	0	0	0	0	0	0	0	0	1	37	40	30 to 40	100.0	1	100.0
23/02/2026	04:00	0	0	0	0	0	0	0	0	0	0	0	0	0	0	0	0	0	0	0	0	0	0	*	*	*	*
23/02/2026	05:00	0	0	0	1	1	0	0	0	0	0	0	0	0	0	0	0	0	0	0	2	29.5	35	25 to 35	100.0	1	50.0
23/02/2026	06:00	2	2	0	0	3	0	0	0	0	0	0	0	0	0	0	0	0	0	0	7	20.7	33.3	25 to 35	42.9	3	42.9
23/02/2026	07:00	5	2	1	0	0	0	0	0	0	0	0	0	0	0	0	0	0	0	0	8	12.1	20	5 to 15	62.5	*	*
23/02/2026	08:00	3	0	0	0	0	0	0	0	0	0	0	0	0	0	0	0	0	0	0	3	7	10	0 to 10	100.0	*	*
23/02/2026	09:00	3	0	0	0	0	0	0	0	0	0	0	0	0	0	0	0	0	0	0	3	8.7	15	5 to 15	100.0	*	*
23/02/2026	10:00	2	0	0	0	0	0	0	0	0	0	0	0	0	0	0	0	0	0	0	2	9.5	15	5 to 15	100.0	*	*
23/02/2026	11:00	6	0	0	1	0	0	0	0	0	0	0	0	0	0	0	0	0	0	0	7	14.3	15	5 to 15	85.7	*	*
23/02/2026	12:00	2	1	0	0	0	0	0	0	0	0	0	0	0	0	0	0	0	0	0	3	13.7	20	10 to 20	100.0	*	*
23/02/2026	13:00	1	1	2	1	0	0	0	0	0	0	0	0	0	0	0	0	0	0	0	5	19.2	25	15 to 25	60.0	*	*
23/02/2026	14:00	5	5	2	3	0	0	0	0	0	0	0	0	0	0	0	0	0	0	0	15	16.8	26.7	15 to 25	46.7	*	*
23/02/2026	15:00	11	5	7	4	2	0	0	0	0	0	0	0	0	0	0	0	0	0	0	29	18.3	27.5	10 to 20	41.4	2	6.9
23/02/2026	16:00	0	2	8	15	6	2	1	0	0	0	0	0	0	0	0	0	0	0	0	34	27.4	33.3	20 to 30	67.6	9	26.5
23/02/2026	17:00	1	2	9	12	6	0	0	0	0	0	0	0	0	0	0	0	0	0	0	30	25.4	31.7	20 to 30	70.0	6	20.0
23/02/2026	18:00	0	1	1	3	10	1	0	0	0	0	0	0	0	0	0	0	0	0	0	16	29.9	34.5	25 to 35	81.3	11	68.8
23/02/2026	19:00	0	0	0	1	1	0	0	0	0	0	0	0	0	0	0	0	0	0	0	2	29.5	35	25 to 35	100.0	1	50.0
23/02/2026	20:00	0	0	1	2	2	1	0	0	0	0	0	0	0	0	0	0	0	0	0	6	29.5	35	25 to 35	66.7	3	50.0
23/02/2026	21:00	0	0	0	1	1	1	0	0	0	0	0	0	0	0	0	0	0	0	0	3	32	40	25 to 35	66.7	2	66.7
23/02/2026	22:00	0	0	0	1	2	0	0	0	0	0	0	0	0	0	0	0	0	0	0	3	30.7	35	25 to 35	100.0	2	66.7
23/02/2026	23:00	0	0	0	1	0	0	0	0	0	0	0	0	0	0	0	0	0	0	0	1	27	30	20 to 30	100.0	*	*
24 Hr Summary		41	21	31	47	34	6	1	0	0	0	0	0	0	0	0	0	0	0	0	181	22.5	32.1	25 to 35	44.8	41	22.7

Incoming Histogram

Middlesex from Pebworth

from Mon-Feb-16-2026-01-00-PM to Sat-Feb-28-2026-02-59-PM

Date	Starting Hr:min	<15	15 to <20	20 to <25	25 to <30	30 to <35	35 to <40	40 to <45	45 to <50	50 to <55	55 to <60	60 to <65	65 to <70	70 to <75	75 to <80	80 to <85	85 to <90	90 to <95	95 to <100	100 to >105	Total Counts	Avg Speed (MPH)	85pet Speed	10MPH Pace	% in pace	# of Speeders	% Speeders	
24/02/2026	00:00	0	0	0	0	1	0	0	0	0	0	0	0	0	0	0	0	0	0	0	0	1	32	35	25 to 35	100.0	1	100.0
24/02/2026	01:00	0	0	0	0	0	0	0	0	0	0	0	0	0	0	0	0	0	0	0	0	0	0	0	*	*	*	*
24/02/2026	02:00	0	0	0	0	0	0	0	0	0	0	0	0	0	0	0	0	0	0	0	0	0	0	0	*	*	*	*
24/02/2026	03:00	0	0	0	1	0	0	1	0	0	0	0	0	0	0	0	0	0	0	0	0	2	34.5	45	20 to 30	50.0	1	50.0
24/02/2026	04:00	0	0	0	0	0	0	0	0	0	0	0	0	0	0	0	0	0	0	0	0	0	0	0	*	*	*	*
24/02/2026	05:00	0	0	0	0	2	2	0	0	0	0	0	0	0	0	0	0	0	0	0	0	4	34.5	37.5	30 to 40	100.0	4	100.0
24/02/2026	06:00	0	0	3	3	4	3	1	0	0	0	0	0	0	0	0	0	0	0	0	0	14	30.6	38.3	25 to 35	50.0	8	57.1
24/02/2026	07:00	0	3	4	9	4	2	0	0	0	0	0	0	0	0	0	0	0	0	0	0	22	26.6	33.8	20 to 30	59.1	6	27.3
24/02/2026	08:00	1	0	4	6	4	0	0	0	0	0	0	0	0	0	0	0	0	0	0	0	15	25.7	32.5	20 to 30	66.7	4	26.7
24/02/2026	09:00	4	2	3	3	2	2	0	0	0	0	0	0	0	0	0	0	0	0	0	0	16	22.4	35	20 to 30	37.5	4	25.0
24/02/2026	10:00	1	0	0	2	2	0	1	0	0	0	0	0	0	0	0	0	0	0	0	0	6	27.8	35	25 to 35	66.7	3	50.0
24/02/2026	11:00	0	0	3	3	5	0	0	0	0	0	0	0	0	0	0	0	0	0	0	0	11	28	33	25 to 35	72.7	5	45.5
24/02/2026	12:00	0	0	0	2	4	2	0	0	0	0	0	0	0	0	0	0	0	0	0	0	8	32	37.5	25 to 35	75.0	6	75.0
24/02/2026	13:00	2	0	3	4	1	0	0	0	0	0	0	0	0	0	0	0	0	0	0	0	10	23.2	28.8	20 to 30	70.0	1	10.0
24/02/2026	14:00	2	0	1	3	2	0	1	0	0	0	0	0	0	0	0	0	0	0	0	0	9	25.3	35	25 to 35	55.6	3	33.3
24/02/2026	15:00	0	2	1	3	3	1	0	0	0	0	0	0	0	0	0	0	0	0	0	0	10	27.1	33.3	25 to 35	60.0	4	40.0
24/02/2026	16:00	0	2	4	3	5	2	0	0	0	0	0	0	0	0	0	0	0	0	0	0	16	27.4	35	25 to 35	50.0	7	43.8
24/02/2026	17:00	0	1	4	4	3	5	0	0	0	0	0	0	0	0	0	0	0	0	0	0	17	29.1	37	20 to 30	47.1	8	47.1
24/02/2026	18:00	0	0	5	6	3	1	0	0	0	0	0	0	0	0	0	0	0	0	0	0	15	27	33.3	20 to 30	73.3	4	26.7
24/02/2026	19:00	0	1	1	2	3	1	0	0	0	0	0	0	0	0	0	0	0	0	0	0	8	28.4	35	25 to 35	62.5	4	50.0
24/02/2026	20:00	0	0	1	2	2	0	0	0	0	0	0	0	0	0	0	0	0	0	0	0	5	28	32.5	25 to 35	80.0	2	40.0
24/02/2026	21:00	0	0	1	1	0	0	0	1	0	0	0	0	0	0	0	0	0	0	0	0	3	32	50	20 to 30	66.7	1	33.3
24/02/2026	22:00	0	0	0	1	1	0	0	0	0	0	0	0	0	0	0	0	0	0	0	0	2	29.5	35	25 to 35	100.0	1	50.0
24/02/2026	23:00	0	0	0	0	0	0	0	0	0	0	0	0	0	0	0	0	0	0	0	0	0	0	0	*	*	*	*
24 Hr Summary		10	11	38	58	51	21	4	1	0	0	0	0	0	0	0	0	0	0	0	0	194	27.4	34.7	25 to 35	56.2	77	39.7

Incoming Histogram

Middlesex from Pebworth

from Mon-Feb-16-2026-01-00-PM to Sat-Feb-28-2026-02-59-PM

Date	Starting Hr:min	<15	15 to <20	20 to <25	25 to <30	30 to <35	35 to <40	40 to <45	45 to <50	50 to <55	55 to <60	60 to <65	65 to <70	70 to <75	75 to <80	80 to <85	85 to <90	90 to <95	95 to <100	100 to >105	Total Counts	Avg Speed (MPH)	85pet Speed	10MPH Pace	% in pace	# of Speeders	% Speeders	
25/02/2026	00:00	0	0	0	0	0	0	0	0	0	0	0	0	0	0	0	0	0	0	0	0	0	0	*	*	*	*	
25/02/2026	01:00	0	0	0	0	0	0	0	0	0	0	0	0	0	0	0	0	0	0	0	0	0	0	*	*	*	*	
25/02/2026	02:00	0	0	0	0	0	0	0	0	0	0	0	0	0	0	0	0	0	0	0	0	0	0	*	*	*	*	
25/02/2026	03:00	0	0	0	0	1	0	1	0	0	0	0	0	0	0	0	0	0	0	0	0	2	37	45	25 to 35	50.0	2	100.0
25/02/2026	04:00	0	0	0	0	1	0	0	0	0	0	0	0	0	0	0	0	0	0	0	0	1	32	35	25 to 35	100.0	1	100.0
25/02/2026	05:00	0	0	0	0	0	1	0	0	0	0	0	0	0	0	0	0	0	0	0	0	1	37	40	30 to 40	100.0	1	100.0
25/02/2026	06:00	1	0	0	2	4	5	0	0	0	0	0	0	0	0	0	0	0	0	0	0	12	31.3	38	30 to 40	75.0	9	75.0
25/02/2026	07:00	1	0	4	14	7	4	0	1	0	0	0	0	0	0	0	0	0	0	0	0	31	29	35	25 to 35	67.7	12	38.7
25/02/2026	08:00	0	1	3	11	11	6	0	0	0	0	0	0	0	0	0	0	0	0	0	0	32	30.1	35.8	25 to 35	68.8	17	53.1
25/02/2026	09:00	0	0	6	5	6	1	0	0	0	0	0	0	0	0	0	0	0	0	0	0	18	27.7	33.3	20 to 30	61.1	7	38.9
25/02/2026	10:00	0	1	4	10	3	2	1	0	0	0	0	0	0	0	0	0	0	0	0	0	21	28.1	35	20 to 30	66.7	6	28.6
25/02/2026	11:00	1	0	1	11	7	5	1	0	0	0	0	0	0	0	0	0	0	0	0	0	26	30.3	37	25 to 35	69.2	13	50.0
25/02/2026	12:00	0	0	3	8	10	2	0	0	0	0	0	0	0	0	0	0	0	0	0	0	23	29.6	34.5	25 to 35	78.3	12	52.2
25/02/2026	13:00	2	0	1	6	6	0	1	0	0	0	0	0	0	0	0	0	0	0	0	0	16	27.4	34.2	25 to 35	75.0	7	43.8
25/02/2026	14:00	0	1	3	13	8	3	0	0	0	0	0	0	0	0	0	0	0	0	0	0	28	28.8	34.4	25 to 35	75.0	11	39.3
25/02/2026	15:00	0	3	3	13	11	4	0	0	0	0	0	0	0	0	0	0	0	0	0	0	34	28.7	34.5	25 to 35	70.6	15	44.1
25/02/2026	16:00	0	0	4	12	9	3	0	0	0	0	0	0	0	0	0	0	0	0	0	0	28	29.3	34.4	25 to 35	75.0	12	42.9
25/02/2026	17:00	4	0	6	12	11	7	0	0	0	0	0	0	0	0	0	0	0	0	0	0	40	28.1	35.7	25 to 35	57.5	18	45.0
25/02/2026	18:00	0	0	2	7	4	1	1	0	0	0	0	0	0	0	0	0	0	0	0	0	15	29.4	35	25 to 35	73.3	6	40.0
25/02/2026	19:00	0	0	1	3	1	2	0	0	0	0	0	0	0	0	0	0	0	0	0	0	7	29.9	37.5	20 to 30	57.1	3	42.9
25/02/2026	20:00	0	0	0	2	0	1	0	0	0	0	0	0	0	0	0	0	0	0	0	0	3	30.3	40	20 to 30	66.7	1	33.3
25/02/2026	21:00	0	0	0	2	1	0	0	0	0	0	0	0	0	0	0	0	0	0	0	0	3	28.7	35	25 to 35	100.0	1	33.3
25/02/2026	22:00	0	0	1	1	0	2	0	0	0	0	0	0	0	0	0	0	0	0	0	0	4	30.8	37.5	20 to 30	50.0	2	50.0
25/02/2026	23:00	0	0	0	0	0	0	0	0	0	0	0	0	0	0	0	0	0	0	0	0	0	0	0	*	*	*	*
24 Hr Summary		9	6	42	132	101	49	5	1	0	0	0	0	0	0	0	0	0	0	0	0	345	29.1	35.3	25 to 35	67.5	156	45.2

Incoming Histogram

Middlesex from Pebworth

from Mon-Feb-16-2026-01-00-PM to Sat-Feb-28-2026-02-59-PM

Date	Starting Hr:min	<15	15 to <20	20 to <25	25 to <30	30 to <35	35 to <40	40 to <45	45 to <50	50 to <55	55 to <60	60 to <65	65 to <70	70 to <75	75 to <80	80 to <85	85 to <90	90 to <95	95 to <100	100 to >105	Total Counts	Avg Speed (MPH)	85pet Speed	10MPH Pace	% in pace	# of Speeders	% Speeders
26/02/2026	00:00	0	0	0	0	0	0	0	0	0	0	0	0	0	0	0	0	0	0	0	0	0	0	*	*	*	*
26/02/2026	01:00	0	0	0	0	0	0	0	0	0	0	0	0	0	0	0	0	0	0	0	0	0	0	*	*	*	*
26/02/2026	02:00	0	0	0	0	0	0	0	0	0	0	0	0	0	0	0	0	0	0	0	0	0	0	*	*	*	*
26/02/2026	03:00	0	0	0	0	0	0	1	0	0	0	0	0	0	0	0	0	0	0	0	1	42	45	35 to 45	100.0	1	100.0
26/02/2026	04:00	0	0	0	0	0	0	0	0	0	0	0	0	0	0	0	0	0	0	0	0	0	0	*	*	*	*
26/02/2026	05:00	0	0	1	1	1	0	1	0	0	0	0	0	0	0	0	0	0	0	0	4	30.8	35	20 to 30	50.0	2	50.0
26/02/2026	06:00	0	0	0	3	3	1	1	1	0	0	0	0	0	0	0	0	0	0	0	9	33.7	45	25 to 35	66.7	6	66.7
26/02/2026	07:00	2	2	7	6	11	2	0	0	0	0	0	0	0	0	0	0	0	0	0	30	26.6	34.1	25 to 35	56.7	13	43.3
26/02/2026	08:00	1	1	1	18	16	3	0	0	0	0	0	0	0	0	0	0	0	0	0	40	29.2	34.1	25 to 35	85.0	19	47.5
26/02/2026	09:00	1	0	3	5	6	1	1	0	0	0	0	0	0	0	0	0	0	0	0	17	28.5	34.2	25 to 35	64.7	8	47.1
26/02/2026	10:00	1	1	7	8	7	5	1	0	0	0	0	0	0	0	0	0	0	0	0	30	28.5	37	20 to 30	50.0	13	43.3
26/02/2026	11:00	2	0	1	16	6	5	1	0	0	0	0	0	0	0	0	0	0	0	0	31	29	36	25 to 35	71.0	12	38.7
26/02/2026	12:00	2	3	7	9	9	4	3	0	0	0	0	0	0	0	0	0	0	0	0	37	27.9	36.2	25 to 35	48.6	16	43.2
26/02/2026	13:00	0	2	3	11	5	5	1	0	0	0	0	0	0	0	0	0	0	0	0	27	29.2	37	25 to 35	59.3	11	40.7
26/02/2026	14:00	1	0	1	12	11	2	1	0	0	0	0	0	0	0	0	0	0	0	0	28	29.5	34.5	25 to 35	82.1	14	50.0
26/02/2026	15:00	0	0	4	17	10	3	1	0	0	0	0	0	0	0	0	0	0	0	0	35	29.4	34.5	25 to 35	77.1	14	40.0
26/02/2026	16:00	2	2	5	14	10	8	3	0	0	0	0	0	0	0	0	0	0	0	0	44	29.4	37.5	25 to 35	54.5	21	47.7
26/02/2026	17:00	1	3	9	11	9	2	3	0	0	0	0	0	0	0	0	0	0	0	0	38	27.8	34.4	20 to 30	52.6	14	36.8
26/02/2026	18:00	0	0	2	8	4	2	0	0	0	0	0	0	0	0	0	0	0	0	0	16	29.1	35	25 to 35	75.0	6	37.5
26/02/2026	19:00	0	0	3	8	2	1	0	0	0	0	0	0	0	0	0	0	0	0	0	14	27.6	32.5	20 to 30	78.6	3	21.4
26/02/2026	20:00	0	1	0	5	3	0	0	0	0	0	0	0	0	0	0	0	0	0	0	9	27.9	33.3	25 to 35	88.9	3	33.3
26/02/2026	21:00	0	0	1	2	2	0	0	0	0	0	0	0	0	0	0	0	0	0	0	5	28.2	32.5	25 to 35	80.0	2	40.0
26/02/2026	22:00	0	0	0	4	0	0	0	0	0	0	0	0	0	0	0	0	0	0	0	4	27.3	28.8	20 to 30	100.0	*	*
26/02/2026	23:00	1	1	1	0	1	0	0	0	0	0	0	0	0	0	0	0	0	0	0	4	20.8	25	10 to 20	50.0	1	25.0
24 Hr Summary		14	16	56	158	116	44	18	1	0	0	0	0	0	0	0	0	0	0	0	423	28.7	35	25 to 35	64.8	179	42.3

Incoming Histogram

Middlesex from Pebworth

from Mon-Feb-16-2026-01-00-PM to Sat-Feb-28-2026-02-59-PM

Date	Starting Hr:min	<15	15 to <20	20 to <25	25 to <30	30 to <35	35 to <40	40 to <45	45 to <50	50 to <55	55 to <60	60 to <65	65 to <70	70 to <75	75 to <80	80 to <85	85 to <90	90 to <95	95 to <100	100 to >105	Total Counts	Avg Speed (MPH)	85pet Speed	10MPH Pace	% in pace	# of Speeders	% Speeders	
27/02/2026	00:00	0	0	0	1	1	0	0	0	0	0	0	0	0	0	0	0	0	0	0	0	2	29.5	35	25 to 35	100.0	1	50.0
27/02/2026	01:00	0	0	0	1	0	0	0	0	0	0	0	0	0	0	0	0	0	0	0	0	1	27	30	20 to 30	100.0	*	*
27/02/2026	02:00	0	0	0	0	0	0	0	0	0	0	0	0	0	0	0	0	0	0	0	0	0	0	0	*	*	*	*
27/02/2026	03:00	0	0	0	0	0	0	0	0	0	0	0	0	0	0	0	0	0	0	0	0	0	0	0	*	*	*	*
27/02/2026	04:00	0	0	0	0	1	0	0	0	0	0	0	0	0	0	0	0	0	0	0	0	1	32	35	25 to 35	100.0	1	100.0
27/02/2026	05:00	0	0	1	0	0	4	0	0	0	0	0	0	0	0	0	0	0	0	0	0	5	34.2	38.8	30 to 40	80.0	4	80.0
27/02/2026	06:00	0	0	0	3	2	3	1	0	0	0	0	0	0	0	0	0	0	0	0	0	9	33.1	40	25 to 35	55.6	6	66.7
27/02/2026	07:00	2	0	0	8	10	10	0	0	0	0	0	0	0	0	0	0	0	0	0	0	30	31.1	38	30 to 40	66.7	20	66.7
27/02/2026	08:00	0	2	7	14	9	1	1	0	0	0	0	0	0	0	0	0	0	0	0	0	34	27.6	33.3	25 to 35	67.6	11	32.4
27/02/2026	09:00	2	0	4	10	10	3	0	0	0	0	0	0	0	0	0	0	0	0	0	0	29	28.2	34.5	25 to 35	69.0	13	44.8
27/02/2026	10:00	1	1	1	12	6	4	1	0	0	0	0	0	0	0	0	0	0	0	0	0	26	29.3	36.2	25 to 35	69.2	11	42.3
27/02/2026	11:00	0	0	3	15	10	3	1	0	0	0	0	0	0	0	0	0	0	0	0	0	32	29.7	34.5	25 to 35	78.1	14	43.8
27/02/2026	12:00	0	0	2	10	9	0	1	0	0	0	0	0	0	0	0	0	0	0	0	0	22	29.4	33.9	25 to 35	86.4	10	45.5
27/02/2026	13:00	1	0	2	8	7	6	1	0	0	0	0	0	0	0	0	0	0	0	0	0	25	30.6	37.5	25 to 35	60.0	14	56.0
27/02/2026	14:00	1	0	2	6	10	4	1	0	0	0	0	0	0	0	0	0	0	0	0	0	24	30.3	36.2	25 to 35	66.7	15	62.5
27/02/2026	15:00	1	5	2	12	8	2	1	0	0	0	0	0	0	0	0	0	0	0	0	0	31	27.2	33.8	25 to 35	64.5	11	35.5
27/02/2026	16:00	2	0	6	11	11	3	0	0	0	0	0	0	0	0	0	0	0	0	0	0	33	27.9	34.1	25 to 35	66.7	14	42.4
27/02/2026	17:00	3	4	8	12	5	1	0	0	0	0	0	0	0	0	0	0	0	0	0	0	33	24.5	31	20 to 30	60.6	6	18.2
27/02/2026	18:00	0	1	1	8	6	1	0	0	0	0	0	0	0	0	0	0	0	0	0	0	17	28.5	33.3	25 to 35	82.4	7	41.2
27/02/2026	19:00	0	3	2	3	1	0	1	0	0	0	0	0	0	0	0	0	0	0	0	0	10	25.1	30	15 to 25	50.0	2	20.0
27/02/2026	20:00	0	0	2	4	4	0	0	0	0	0	0	0	0	0	0	0	0	0	0	0	10	28.1	32.5	25 to 35	80.0	4	40.0
27/02/2026	21:00	0	0	3	5	3	2	0	0	0	0	0	0	0	0	0	0	0	0	0	0	13	28.7	35	20 to 30	61.5	5	38.5
27/02/2026	22:00	0	0	0	5	0	1	0	0	0	0	0	0	0	0	0	0	0	0	0	0	6	28.7	30	20 to 30	83.3	1	16.7
27/02/2026	23:00	0	0	0	1	1	2	0	0	0	0	0	0	0	0	0	0	0	0	0	0	4	33.3	37.5	30 to 40	75.0	3	75.0
24 Hr Summary		13	16	46	149	114	50	9	0	0	0	0	0	0	0	0	0	0	0	0	0	397	28.7	35	25 to 35	66.2	173	43.6

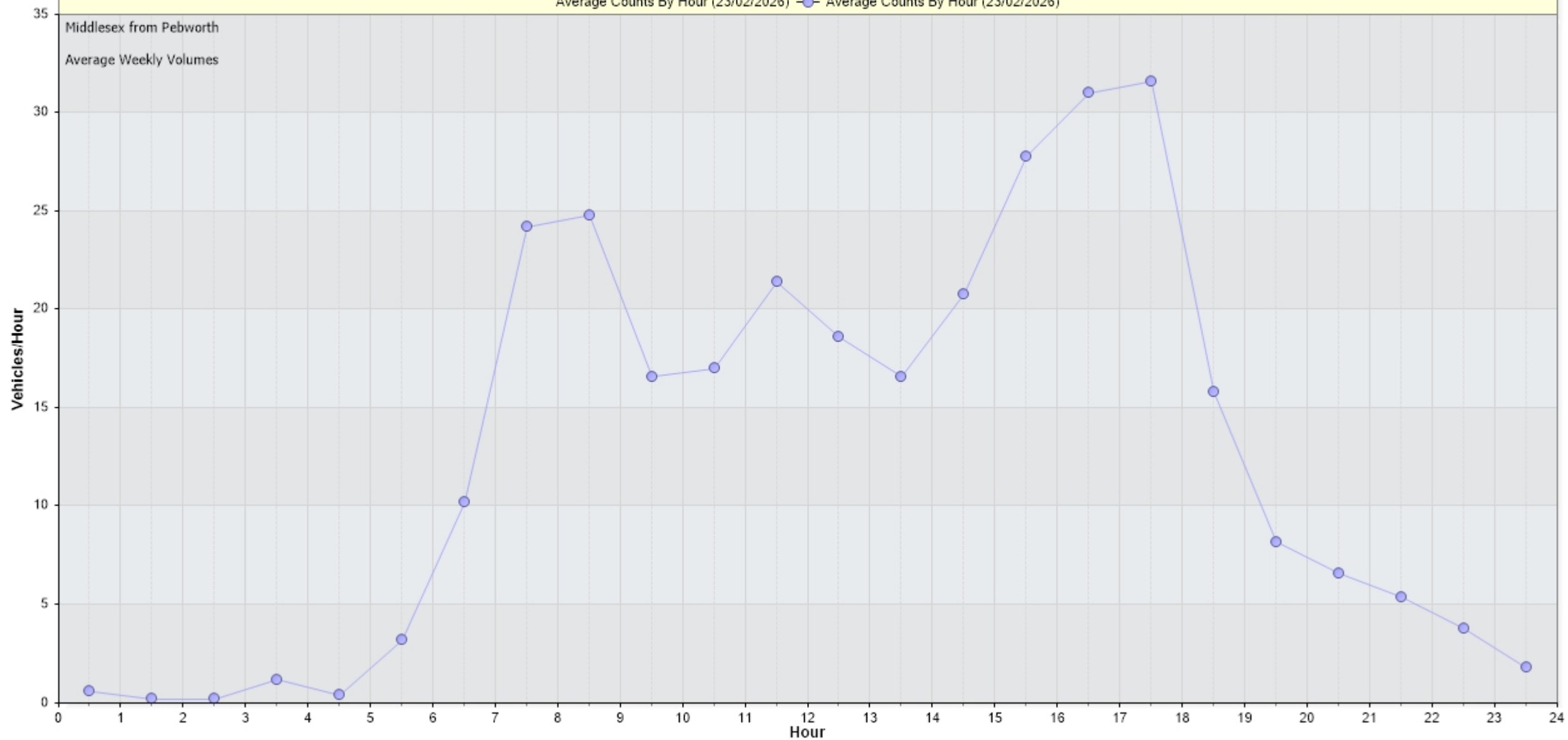
Incoming Histogram

Middlesex from Pebworth

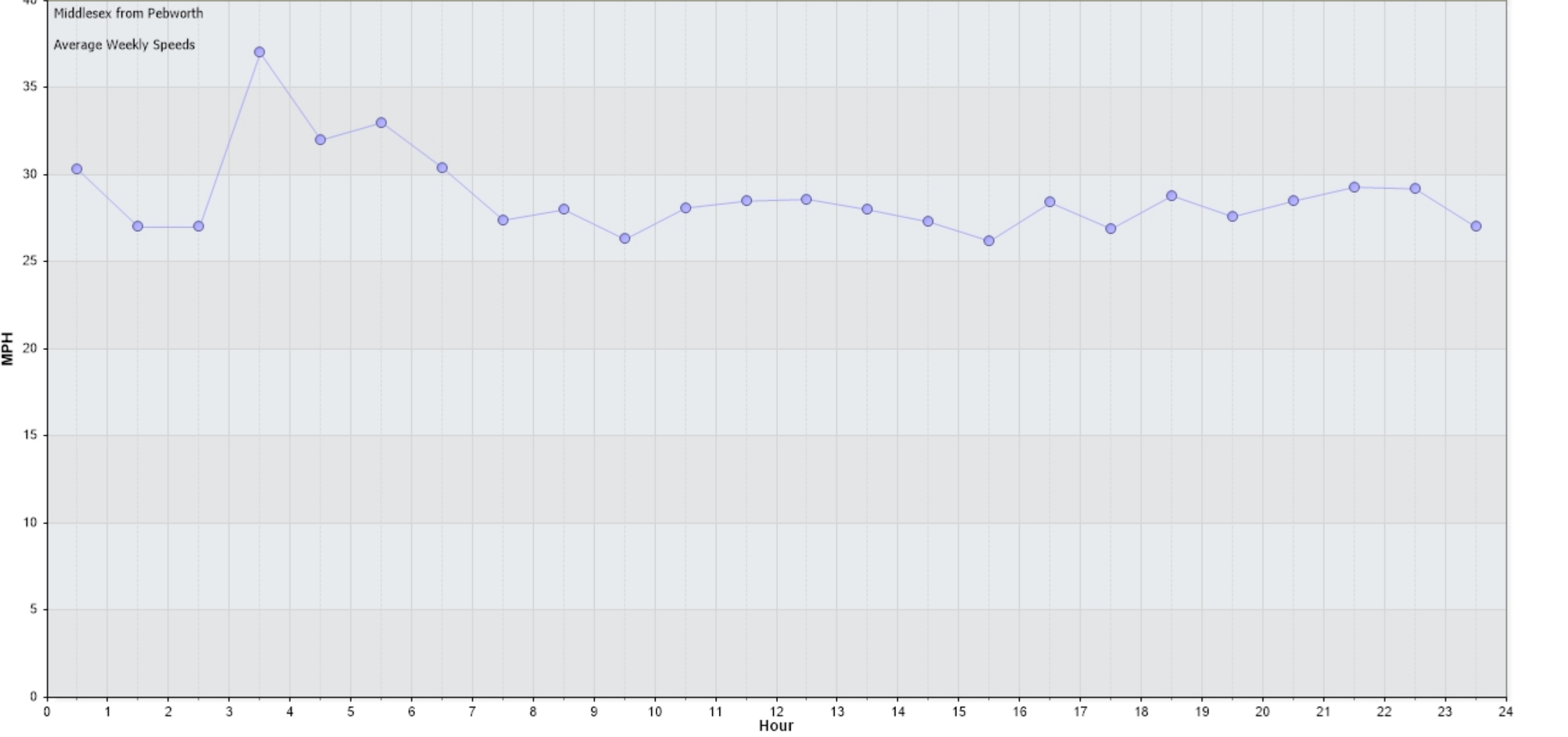
from Mon-Feb-16-2026-01-00-PM to Sat-Feb-28-2026-02-59-PM

Date	Starting Hr:min	<15	15 to <20	20 to <25	25 to <30	30 to <35	35 to <40	40 to <45	45 to <50	50 to <55	55 to <60	60 to <65	65 to <70	70 to <75	75 to <80	80 to <85	85 to <90	90 to <95	95 to <100	100 to >105	Total Counts	Avg Speed (MPH)	85pet Speed	10MPH Pace	% in pace	# of Speeders	% Speeders		
28/02/2026	00:00	0	0	0	0	1	0	0	0	0	0	0	0	0	0	0	0	0	0	0	0	1	32	35	25 to 35	100.0	1	100.0	
28/02/2026	01:00	0	0	0	0	0	0	0	0	0	0	0	0	0	0	0	0	0	0	0	0	0	0	0	*	*	*	*	
28/02/2026	02:00	0	0	0	0	0	0	0	1	0	0	0	0	0	0	0	0	0	0	0	0	1	47	50	40 to 50	100.0	1	100.0	
28/02/2026	03:00	0	0	0	0	0	0	0	0	0	0	0	0	0	0	0	0	0	0	0	0	0	0	0	*	*	*	*	
28/02/2026	04:00	0	0	0	0	0	0	0	0	0	0	0	0	0	0	0	0	0	0	0	0	0	0	0	*	*	*	*	
28/02/2026	05:00	0	0	0	0	0	1	1	0	0	0	0	0	0	0	0	0	0	0	0	0	2	39.5	45	35 to 45	100.0	2	100.0	
28/02/2026	06:00	0	0	1	1	1	0	1	0	0	0	0	0	0	0	0	0	0	0	0	0	4	30.8	35	20 to 30	50.0	2	50.0	
28/02/2026	07:00	0	1	1	4	7	2	1	0	0	0	0	0	0	0	0	0	0	0	0	0	16	30.6	37.5	25 to 35	68.8	10	62.5	
28/02/2026	08:00	1	0	3	8	6	2	1	0	0	0	0	0	0	0	0	0	0	0	0	0	21	28.6	35	25 to 35	66.7	9	42.9	
28/02/2026	09:00	1	2	3	11	8	5	0	0	0	0	0	0	0	0	0	0	0	0	0	0	30	28.5	36	25 to 35	63.3	13	43.3	
28/02/2026	10:00	2	6	22	7	2	0	0	0	0	0	0	0	0	0	0	0	0	0	0	0	39	22.4	27.1	20 to 30	74.4	2	5.1	
28/02/2026	11:00	0	0	14	6	5	1	1	0	0	0	0	0	0	0	0	0	0	0	0	0	27	26.5	33	20 to 30	74.1	7	25.9	
28/02/2026	12:00	1	0	9	13	4	3	0	0	0	0	0	0	0	0	0	0	0	0	0	0	30	26.9	33.8	20 to 30	73.3	7	23.3	
28/02/2026	13:00	1	1	1	13	7	2	1	0	0	0	0	0	0	0	0	0	0	0	0	0	26	28.8	34.3	25 to 35	76.9	10	38.5	
28/02/2026	14:00	0	0	0	0	0	0	0	0	0	0	0	0	0	0	0	0	0	0	0	0	0	0	0	*	*	*	*	
28/02/2026	15:00	*	*	*	*	*	*	*	*	*	*	*	*	*	*	*	*	*	*	*	*	*	*	*	*	*	*	*	*
28/02/2026	16:00	*	*	*	*	*	*	*	*	*	*	*	*	*	*	*	*	*	*	*	*	*	*	*	*	*	*	*	*
28/02/2026	17:00	*	*	*	*	*	*	*	*	*	*	*	*	*	*	*	*	*	*	*	*	*	*	*	*	*	*	*	*
28/02/2026	18:00	*	*	*	*	*	*	*	*	*	*	*	*	*	*	*	*	*	*	*	*	*	*	*	*	*	*	*	*
28/02/2026	19:00	*	*	*	*	*	*	*	*	*	*	*	*	*	*	*	*	*	*	*	*	*	*	*	*	*	*	*	*
28/02/2026	20:00	*	*	*	*	*	*	*	*	*	*	*	*	*	*	*	*	*	*	*	*	*	*	*	*	*	*	*	*
28/02/2026	21:00	*	*	*	*	*	*	*	*	*	*	*	*	*	*	*	*	*	*	*	*	*	*	*	*	*	*	*	*
28/02/2026	22:00	*	*	*	*	*	*	*	*	*	*	*	*	*	*	*	*	*	*	*	*	*	*	*	*	*	*	*	*
28/02/2026	23:00	*	*	*	*	*	*	*	*	*	*	*	*	*	*	*	*	*	*	*	*	*	*	*	*	*	*	*	*
24 Hr Summary		6	10	54	63	41	16	6	1	0	0	0	0	0	0	0	0	0	0	0	0	197	27.3	34.1	20 to 30	59.4	64	32.5	

Incoming:Average Hourly Volume for Week of 23/02/2026
Average Counts By Hour (23/02/2026) — Average Counts By Hour (23/02/2026)



Incoming:Average Hourly WEEKDAY Speeds for Week of 23/02/2026
Average Hourly WEEKDAY Speeds By Hour (23/02/2026) — Average Hourly WEEKDAY Speeds By Hour (23/02/2026)

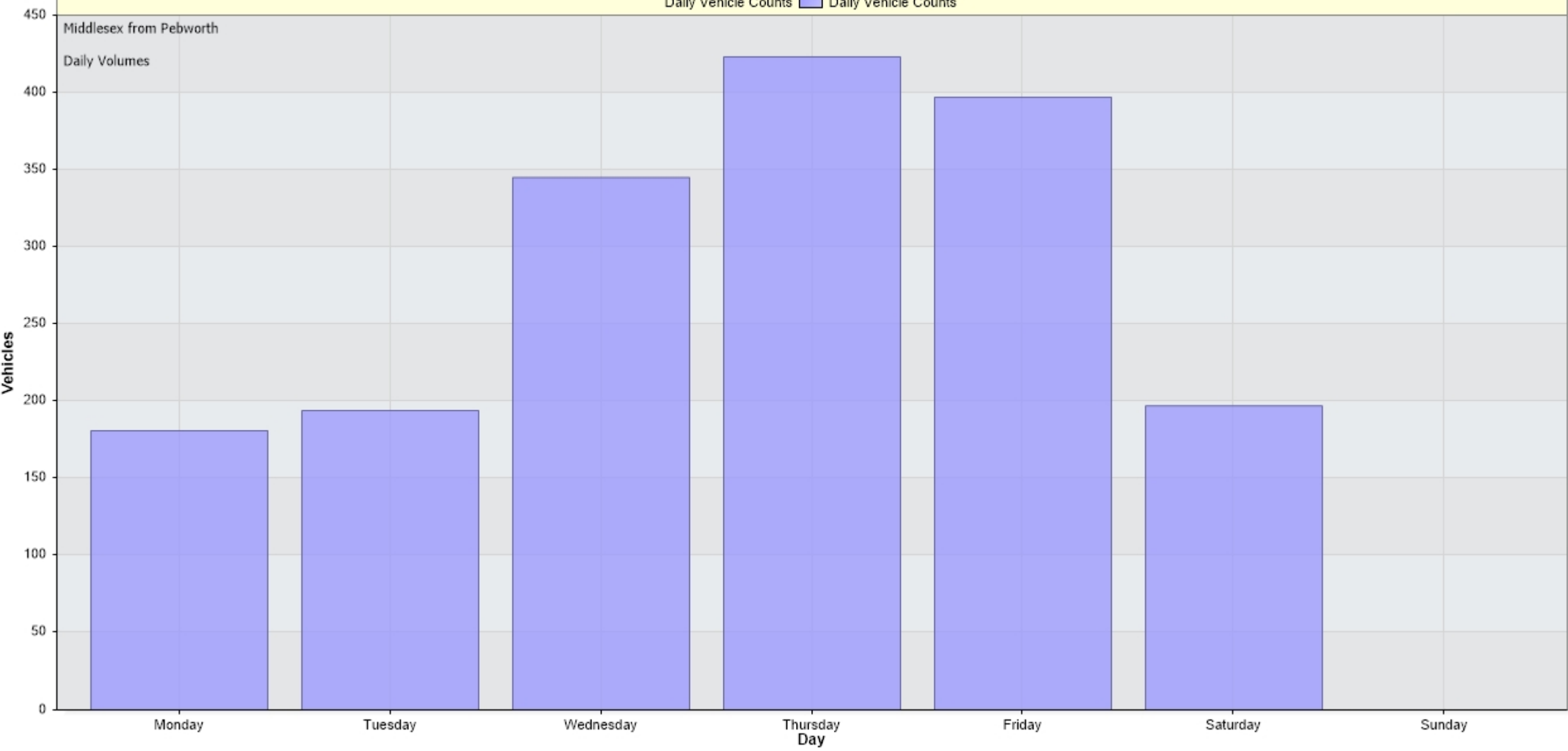


Incoming: Daily Volume for Week of 23/02/2026

Daily Vehicle Counts



Daily Vehicle Counts



Vehicles

Monday

Tuesday

Wednesday

Thursday
Day

Friday

Saturday

Sunday

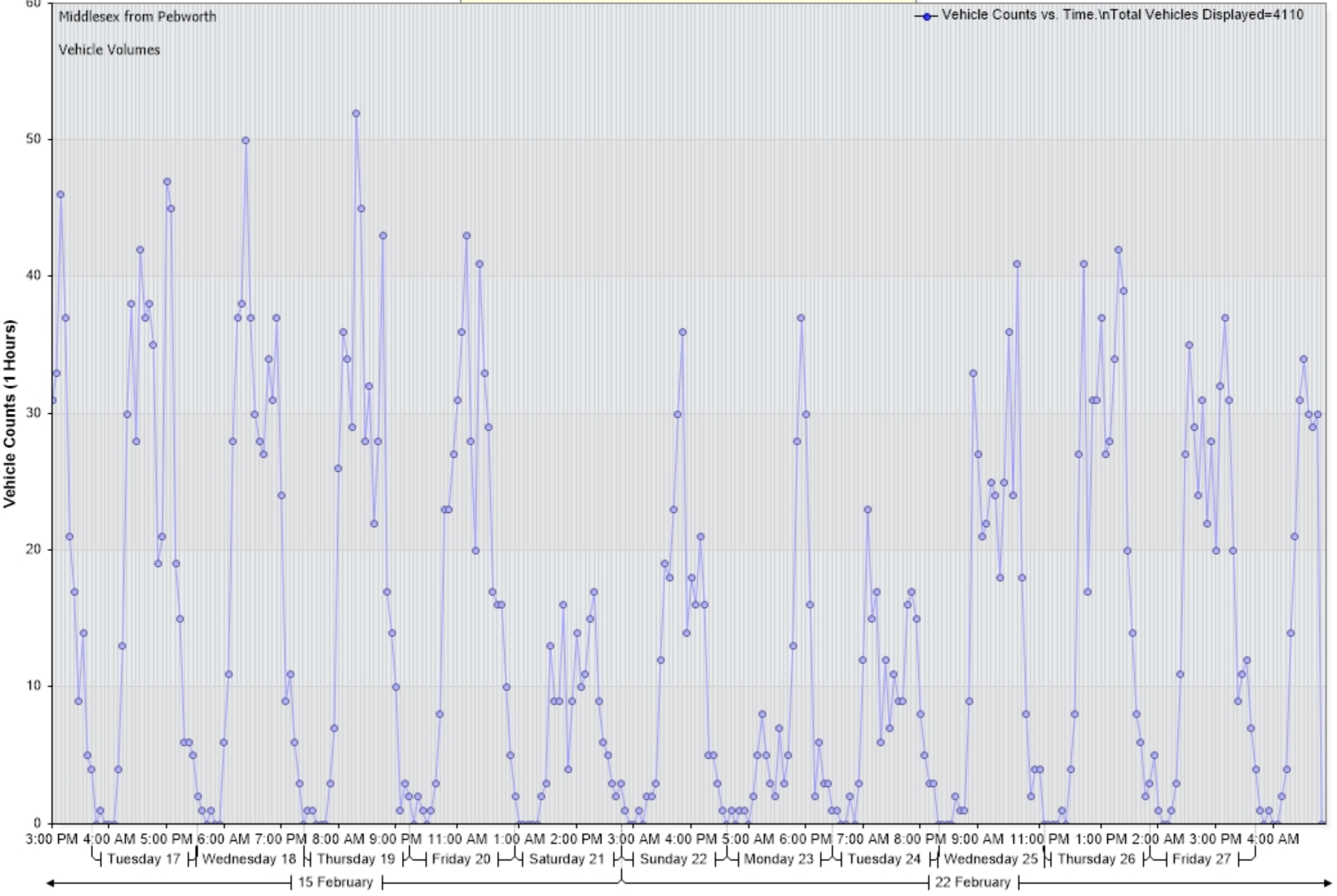
450
400
350
300
250
200
150
100
50
0

Middlesex from Pebworth

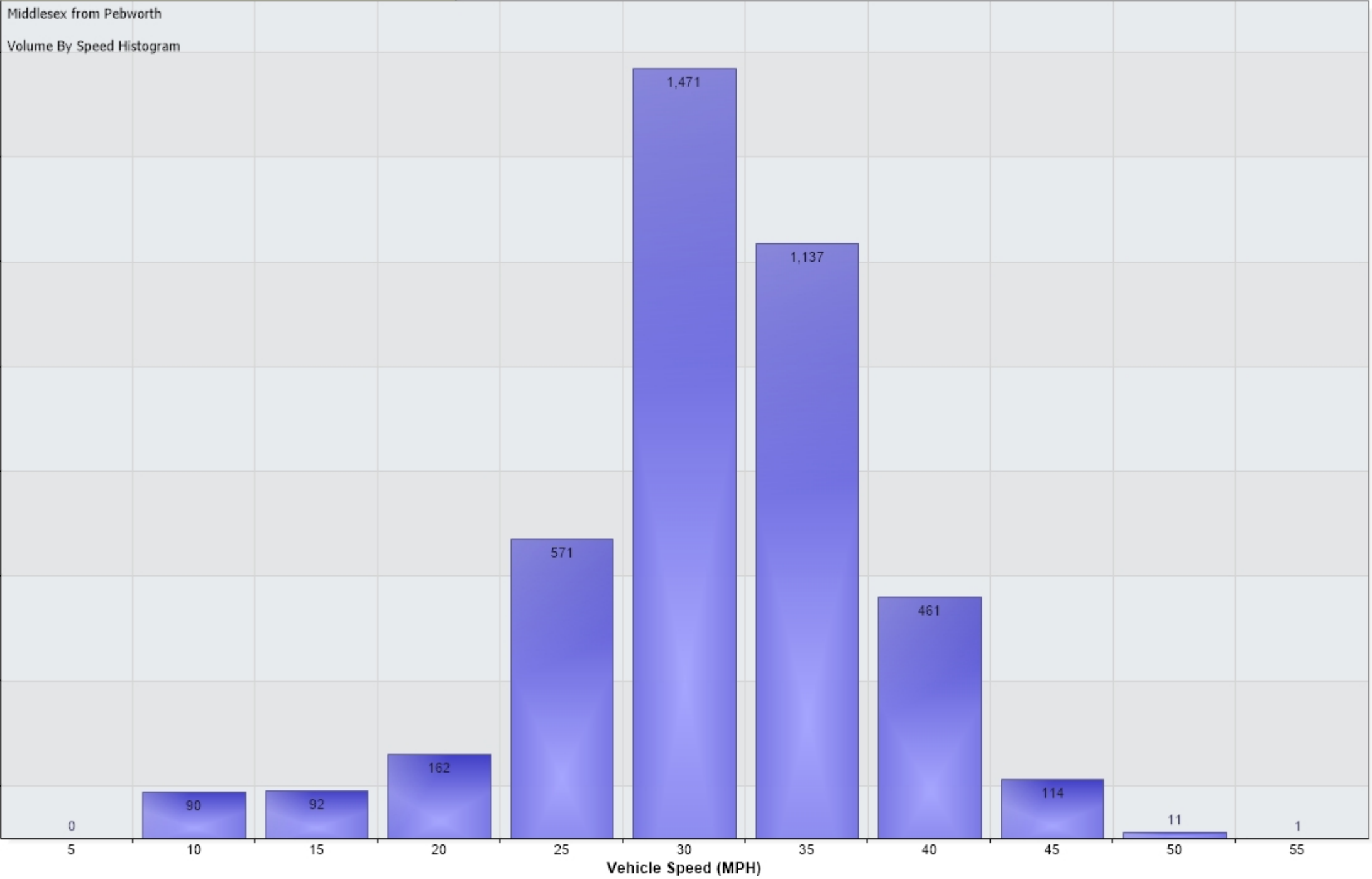
Daily Volumes

Zoom help

Vehicle Counts vs. Time [Middlesex from Pebworth: Incoming]



Vehicle Counts Vs. Speed [Middlesex from Pebworth: Incoming]



4,110 Counts

Percentile Counts Vs. Speed for [Middlesex from Pebworth: Incoming]

Middlesex from Pebworth
85th Pct Speed=34.9 MPH
Vehicles in data=4110
16/02/2026 13:00:00 to 28/02/2026 14:59:59

